

luminar  
innovative led lighting



5 years warranty

light and beyond  
2025-2026

# light and beyond

Luminar is reeds meer dan 20 jaar een gevestigde waarde op het gebied van kwalitatieve ledverlichting. Naast onze eigen ontwikkeling en productie, importeren we een breed scala aan budgetvriendelijke armaturen en retrofit toepassingen. Deze producten worden zorgvuldig geselecteerd door Luminar.

Ons assortiment is zeer uitgebreid en richt zich op diverse markten. Luminar levert verlichting voor de residentiële sector, winkelinrichting, horeca en industrie, zowel voor binnen- als buitentoepassingen. Altijd met de nadruk op de beste prijs-kwaliteitverhouding.

Depuis 20 ans, Luminar est un fournisseur fiable dans le domaine de l'éclairage LED de qualité. En plus de notre propre développement et production, nous importons une large gamme de luminaires et d'applications retrofit. Ces produits sont soigneusement sélectionnés par Luminar.

Nous avons une gamme très étendue, qui se concentre sur différents marchés. Luminar fournit des éclairages pour le marché résidentiel, de magasins, horeca et l'industrie. Ceci pour les applications intérieures et extérieures. Chaque fois nous recherchons la meilleure combinaison prix / qualité possible.

Luminar has been a trusted name in quality LED lighting for more than 20 years. In addition to our own development and production, we import a wide range of budget-friendly luminaires and retrofit solutions. These products are carefully selected by Luminar.

Our product range is extensive and serves various markets. Luminar provides lighting for the residential sector, retail design, hospitality, and industry, for both indoor and outdoor applications. We always focus on achieving the best price-quality ratio.



Alle vermelde prijzen zijn excl. BTW en recupel. Met het verschijnen van deze catalogus komen alle voorgaande prijslijsten te vervallen. Druk- en zetfouten voorbehouden.

Onze algemene leverings- en verkoopvoorwaarden zijn van toepassing op al onze offertes, transacties en leveringen.

Tous les prix sont excl. TVA et recupel. Avec la publication de ce catalogue tous les tarifs antérieurs expirant. Erreurs d'impression et de typographique réserve.

Nos conditions générales de livraison et les conditions de vente s'appliquent à toutes nos offres, les transactions et les livraisons.

All prices are excl. VAT and recupel. With the publication of this catalog all previous price lists expire. Press- and misprints reserved.

Our general terms of delivery and sales conditions apply to all our offers, transactions and deliveries.



Omdat Luminar kwaliteit hoog in het vaandel draagt, bieden wij 5 jaar garantie op onze producten. Deze garantie beperkt zich tot het herstellen / omruilen van het product.

Parce que qualité est pour Luminar d'une importance primordiale, nous offrons 5 ans de garantie sur nos produits. Cette garantie est limitée à la réparation / échange du produit.

Because products of high quality are very important for Luminar, we offer 5 years warranty on our products. This warranty is limited to repairing / replacing the product.



Lijnverlichting / Profielen  
Eclairage en ligne / Profils  
Line lighting / Profiles

LINE

06



LED retrofit lampen  
Lampes retrofit LED  
LED retrofit lamps

RETROFIT

46



Plafond inbouwarmaturen  
Luminaires encastrés au plafond  
Ceiling recessed fixtures

CEILING - R

50



Opbouw plafond- en pendelverlichting  
Plafonniers  
Ceiling / Pendant lighting

CEILING - P

116



Wandverlichting  
Eclairage mural  
Wall lighting

WALL

162



Track spots & accessoires  
Eclairage sur rail & accessoires  
Track lights & accessories

TRACK

176



Projectoren / Straatverlichting  
Projecteurs / Eclairage public  
Projectors / Street lights

FLOOD

214



Grond- en omgevingsverlichting  
Encastrés de sol et éclairage ambient  
Floor and ambient lighting

EXTERIOR


218



Voedingen en sturingen  
Alimentations et contrôleurs  
Power supplies and controllers

POWER

233



Printplaten  
Circuits imprimés  
PCB's

PCB

250



## Lijnverlichting / Profielen

Eclairage en ligne / Profils

Line lighting / Profiles





## Monoflex 4,8w/m

Rol/Rouleaux/Reel 5m

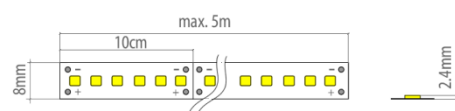
24Vdc	60led /m	4,8w /m	CE	III	Ra>90	SDCM<3
-------	----------	---------	----	-----	-------	--------

1 001 03 ww	2700K	375lm/m	IP 20
1 001 03 xw	3000K	410lm/m	IP 20
1 001 03 nw	3500K	420lm/m	IP 20
1 001 03 w	6000K	450lm/m	IP 20

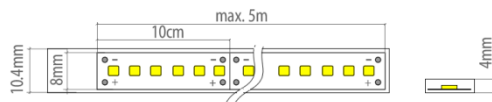
1 001 04 ww	2700K	330lm/m	IP 68
1 001 04 nw	3200K	365lm/m	IP 68
1 001 04 w	6000K	390lm/m	IP 68

Andere kleuren op aanvraag / Autres couleurs sur demande / Other colors on demand

Afmetingen/Dimensions/Dimensions IP 20



Afmetingen/Dimensions/Dimensions IP 68



## Monoflex 8w/m - HE - 5mm

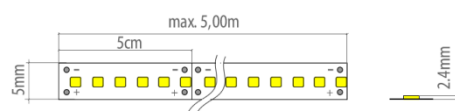
Rol/Rouleaux/Reel 5m

24Vdc	140led /m	8w/m	CE	III	Ra>90	SDCM<3
-------	-----------	------	----	-----	-------	--------

1 024 01 27	2700K	856lm/m	IP 20
1 024 01 30	3000K	906lm/m	IP 20

High efficiency - up to 130lm/w

Afmetingen/Dimensions/Dimensions IP 20



## Monoflex 9,6w/m *New version*

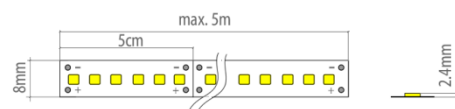
Rol/Rouleaux/Reel 5m

24Vdc	120led /m	9,6w /m	CE	III	Ra>90	SDCM<3
-------	-----------	---------	----	-----	-------	--------

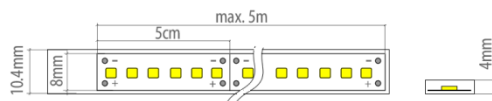
1 002 03 ww	2700K	770lm/m	IP 20
1 002 03 xw	3000K	840lm/m	IP 20
1 002 03 nw	3500K	870lm/m	IP 20
1 002 03 w	6000K	920lm/m	IP 20

1 002 04 ww	2700K	680lm/m	IP 68
1 002 04 xw	3000K	750lm/m	IP 68
1 002 04 nw	3500K	790lm/m	IP 68

Afmetingen/Dimensions/Dimensions IP 20



Afmetingen/Dimensions/Dimensions IP 68



## Monoflex 14,4w/m - HE - 5mm *High efficiency - up to 130lm/w*

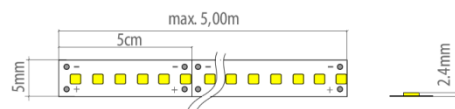
Rol/Rouleaux/Reel 5m

24Vdc	180led /m	14,4w /m	CE	III	Ra>90	SDCM<3
-------	-----------	----------	----	-----	-------	--------

1 017 01 ww	2700K	1656lm/m	IP 20
1 017 01 xw	3000K	1728lm/m	IP 20

Andere kleuren op aanvraag / Autres couleurs sur demande / Other colors on demand

Afmetingen/Dimensions/Dimensions IP 20







## Monoflex 14,4w/m - HE *High efficiency - up to 130lm/w*

Rol/Rouleaux/Reel 5m

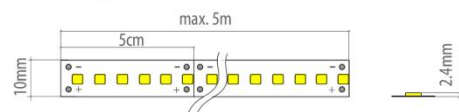
24Vdc	120led /m	14,4w /m	CE		Ra>90	SDCM<3
-------	-----------	----------	----	--	-------	--------

1 019 01 ww 2700K 1656lm/m IP 20  
1 019 01 xw 3000K 1728lm/m IP 20

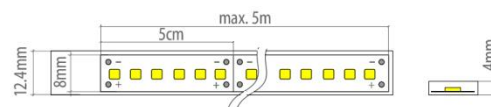
1 019 02 ww 2700K 1656lm/m IP 68  
1 019 02 xw 3000K 1728lm/m IP 68

Andere kleuren op aanvraag / Autres couleurs sur demande / Other colors on demand

Afmetingen/Dimensions/Dimensions IP 20



Afmetingen/Dimensions/Dimensions IP 68



## Monoflex 24w/m - HE *High efficiency - up to 130lm/w*

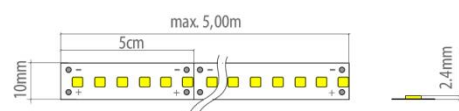
Rol/Rouleaux/Reel 5m

24Vdc	120led /m	24w /m	CE		Ra>90	SDCM<3
-------	-----------	--------	----	--	-------	--------

1 009 01 ww 2700K 2760lm/m IP 20  
1 009 01 xw 3000K 2880lm/m IP 20  
1 009 01 nw 3500K 2952lm/m IP 20  
1 009 01 w 6000K 3120lm/m IP 20

Andere kleuren op aanvraag / Autres couleurs sur demande / Other colors on demand

Afmetingen/Dimensions/Dimensions IP 20



## Monoflex 30w/m - HE *High efficiency - up to 150lm/w*

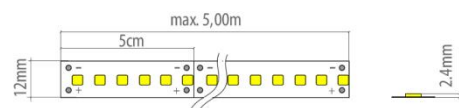
Rol/Rouleaux/Reel 5m

24Vdc	192led /m	30w /m	CE		Ra>90	SDCM<3
-------	-----------	--------	----	--	-------	--------

1 023 01 ww 2700K 4150lm/m IP 20  
1 023 01 xw 3000K 4270lm/m IP 20

Andere kleuren op aanvraag / Autres couleurs sur demande / Other colors on demand

Afmetingen/Dimensions/Dimensions IP 20



## Monoflex 8,5w/m - CC - HE *High efficiency - up to 130lm/w*

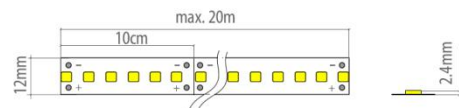
Rol/Rouleaux/Reel 20m

24Vdc	60led /m	8,5w /m	CE		Ra>90	SDCM<3
-------	----------	---------	----	--	-------	--------

1 018 01 ww 2700K 1100lm/m IP 20  
1 018 01 xw 3000K 1150lm/m IP 20

Andere kleuren op aanvraag / Autres couleurs sur demande / Other colors on demand

Afmetingen/Dimensions/Dimensions IP 20





## Free cuttable strip 12w/m

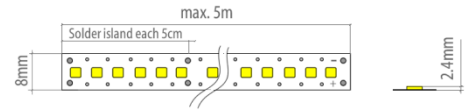
24Vdc	144led /m	12w /m	CE	III	Ra>90	SDCM<3
-------	-----------	--------	----	-----	-------	--------

Rol/Rouleaux/Reel 5m  
 1 025 01 27 2700K 1380lm/m IP 20  
 1 025 01 30 3000K 1440lm/m IP 20

Op maat / Sur mesure / Made to measure P/M  
 1 025 01 27 mtm 2700K 1380lm/m  
 1 025 01 30 mtm 3000K 1440lm/m


*Maatwerk mogelijk!  
 Possible sur mesure!  
 Made to measure possible!*

Afmetingen/Dimensions/Dimensions IP 20



Bestelvoorbeeld strip op maat / Exemple de commande sur mesure / Ordering example for strip made to measure :


U wenst / Vous souhaitez / You want :



U bestelt / Vous commandez / You order :



U krijgt / Vous recevez / You get :



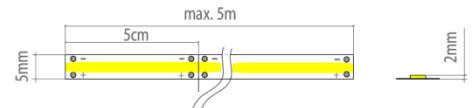
## COB flex 7w/m - 5mm

Rol/Rouleaux/Reel 5m

24Vdc	480led /m	7w/m	CE	III	Ra>90	SDCM<3
-------	-----------	------	----	-----	-------	--------

1 027 01 27 2700K 610lm/m IP 20  
 1 027 01 30 3000K 635lm/m IP 20

Afmetingen/Dimensions/Dimensions IP 20



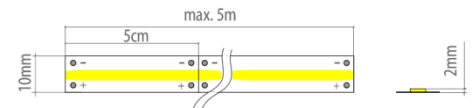
## COB flex 14w/m

Rol/Rouleaux/Reel 5m

24Vdc	480led /m	14w/m	CE	III	Ra>90	SDCM<3
-------	-----------	-------	----	-----	-------	--------

1 020 01 ww 2700K 1010lm/m IP 20  
 1 020 01 xw 3000K 1050lm/m IP 20

Afmetingen/Dimensions/Dimensions IP 20







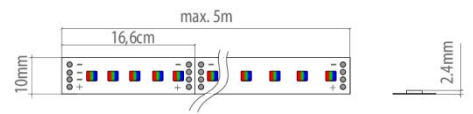
### Rgb-flex 7,2w/m

Rol/Rouleaux/Reel 5m

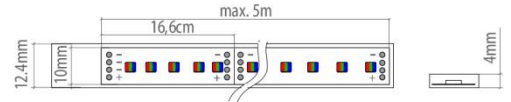
24Vdc	30led /m	7,2w /m	CE	
-------	----------	---------	----	--

- 1 006 03 rgb IP 20
- 1 006 04 rgb IP 68

Afmetingen/Dimensions/Dimensions IP 20



Afmetingen/Dimensions/Dimensions IP 68



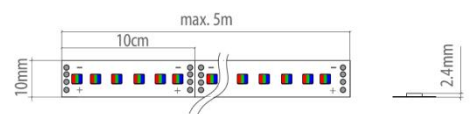
### Rgb-flex 14,4w/m

Rol/Rouleaux/Reel 5m

24Vdc	60led /m	14,4w /m	CE	
-------	----------	----------	----	--

- 1 007 03 rgb IP 20
- 1 007 04 rgb IP 68

Afmetingen/Dimensions/Dimensions IP 20



Afmetingen/Dimensions/Dimensions IP 68



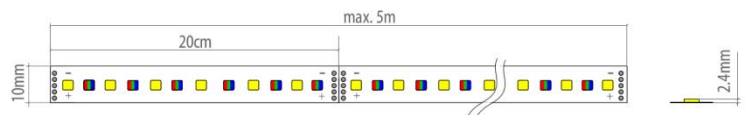
### Rgbw-flex 14,4w/m

Rol/Rouleaux/Reel 5m

24Vdc	60led /m	14,4w /m	CE		IP20
-------	----------	----------	----	--	------

- 1 012 01 rgbw Rgbw flex (rgb + 3000K)

Afmetingen/Dimensions/Dimensions



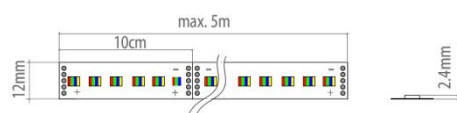
### Rgbw-flex 19,2w/m

Rol/Rouleaux/Reel 5m

24Vdc	60led /m	19,2w /m	CE		IP20
-------	----------	----------	----	--	------

- 1 011 01 rgbw Rgbw flex (rgb + 3000K - four in one chip technology)

Afmetingen/Dimensions/Dimensions IP 20



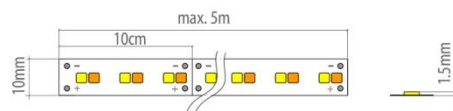


### Dim to warm flex 14,4w/m


Rol/Rouleaux/Reel 5m

24Vdc	120led /m	14,4w /m	CE	III	Ra>90	SDCM<3
-------	-----------	----------	----	-----	-------	--------

Afmetingen/Dimensions/Dimensions IP 20



1 021 01 dtw 1800K>3000K 1380lm/m IP 20

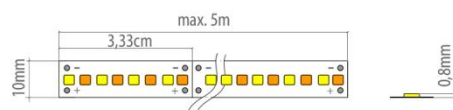


### Dual color flex 30w/m

Rol/Rouleaux/Reel 5m

24Vdc	240led /m	30w /m	CE	III	Ra>90	SDCM<3
-------	-----------	--------	----	-----	-------	--------

Afmetingen/Dimensions/Dimensions IP 20



1 022 01 dc 2500K/6000K 1941lm/m - 2267lm/m IP 20

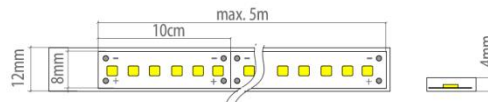


### High voltage flex 15w/m

Rol/Rouleaux/Reel 5m

230Vac	120led /m	15w /m	CE	I	IP20	⊙
--------	-----------	--------	----	---	------	---

Afmetingen/Dimensions/Dimensions



1 015 01 ww 2700K 1420lm/m  
 1 015 01 xw 3000K 1500lm/m  
 1 015 01 nw 4000K 1580lm/m

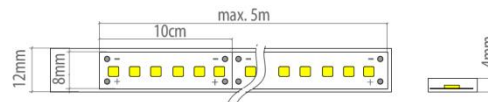


### High voltage flex 25w/m

Rol/Rouleaux/Reel 5m

230Vac	120led /m	25w /m	CE	I	IP20	⊙
--------	-----------	--------	----	---	------	---

Afmetingen/Dimensions/Dimensions



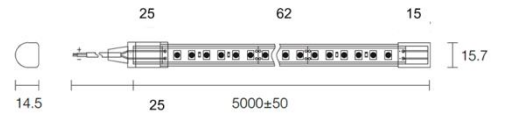
1 016 01 ww 2700K 2366lm/m  
 1 016 01 xw 3000K 2500lm/m  
 1 016 01 nw 4000K 2634lm/m



## Opal flex 10w/m

Rol/Rouleaux/Reel 5m


24Vdc	128led /m	10w /m	IP65	CE	III	RO	R100
-------	-----------	--------	------	----	-----	----	------



- 1 013 01 ww 2700K 1004lm/m
- 1 013 01 xw 3000K 1036lm/m

Accessoires/Accessoires/Accessories

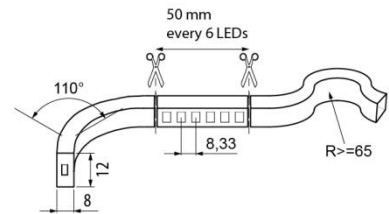
- 1 013 03 Fixation clip (10x)
- 1 013 04 Eindkap/Cache/End cap (5x)
- 1 013 05 Eindkap met gat/Cache avec trou/End cap with hole (5x)



## Opal flex - top 9w/m

Rol/Rouleaux/Reel 15m

24Vdc	120led /m	9w /m	IP65	CE	III
-------	-----------	-------	------	----	-----




- 1 013 06 30 3000K 380lm/m
- 1 013 06 40 4000K 420lm/m

Accessoires/Accessoires/Accessories

- 1 013 07 Bevestigingsprofiel 2m / Profil de montage 2m / Mounting profile 2m
- 1 013 08 Bevestigingsclips (10x) / Clip de montage (10x) / Mounting clip (10x)





## Opal flex - top 2x7,2w/m - dual color

Rol/Rouleaux/Reel 5,02m


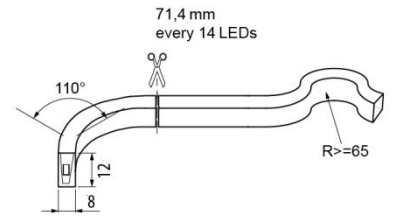


1 013 09 dc 2500K-6000K 220lm/m + 270lm/m

Accessoires/Accessoires/Accessories

1 013 10 Bevestigingsprofiel 2m / Profil de montage 2m / Mounting profile 2m

1 013 11 Bevestigingsclips (10x) / Clip de montage (10x) / Mounting clip (10x)



## Opal flex - top 19,2w/m - RGBW

Rol/Rouleaux/Reel 5m

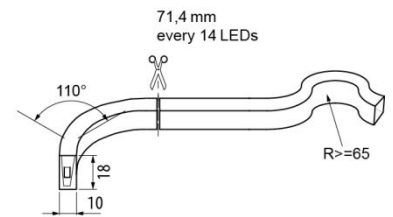


1 013 12 rgbw RGB + 4000K 98lm/m + 100lm/m

Accessoires/Accessoires/Accessories

1 013 13 Bevestigingsprofiel 2m / Profil de montage 2m / Mounting profile 2m

1 013 14 Bevestigingsclips (10x) / Clip de montage (10x) / Mounting clip (10x)



## Led connector 1



1 200 01 8mm voor/pour/for Monoflex 4,8/m & 9,6w/m

1 200 02 10mm voor/pour/for Monoflex super 14,4w/m & 24w/m

1 200 03 10mm voor/pour/for Rgb flex 7,2w/m & 14,4w/m




## Led connector 2



1 201 01 8mm voor/pour/for Monoflex 4,8/m & 9,6w/m


1 201 02 10mm voor/pour/for Monoflex super 14,4w/m & 24w/m

1 201 03 10mm voor/pour/for Rgb flex 7,2w/m & 14,4w/m



## Led connector 3

- 1 202 01 8mm voor/pour/for Monoflex 4,8/m & 9,6w/m
- 1 202 02 10mm voor/pour/for Monoflex super 14,4w/m & 24w/m
- 1 202 03 10mm voor/pour/for Rgb flex 7,2w/m & 14,4w/m



## Rgb(w) kabel (25m)

Rgb cable


- 1 205 01 RGB
- 1 205 02 RGBW



## Silicone eindkap + lijm

Embout en silicone + colle / Silicone end cap + glue

- 1 203 01 5st. + lijm / 5pc. + colle / 5pcs. + glue



## Silicone bevestiging

Pièce de montage en silicone / Mounting clip en silicone

- 1 204 01 10st. / 10pc. /10pcs.





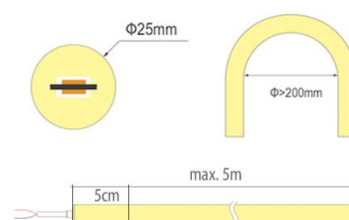
## Opal tube 10w/m

Rol/Rouleaux/Reel 5m

24Vdc	144led/m	10w/m/m	CE		Ra>90	SDCM<3
-------	----------	---------	----	--	-------	--------

1 026 01 27 2700K 750lm/m IP 20  
1 026 01 30 3000K 780lm/m IP 20

Andere kleuren op aanvraag / Autres couleurs sur demande / Other colors on demand



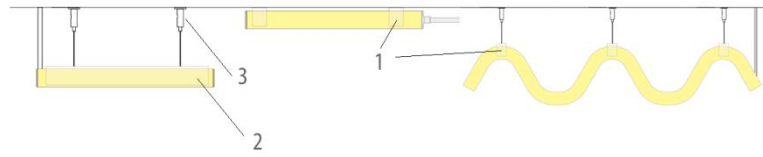
## Opal tube - accessories



1 026 10 Eindkap/Cache/End cap (5x)  
1 026 11 Eindkap met gat/Cache avec trou/End cap with hole (5x)



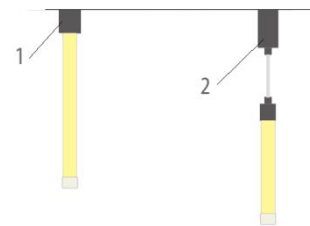
### Opal tube - accessories



- 1 026 13 Bevestigingsclips (10x) / Clip de montage (10x) / Mounting clip (10x)
- 1 026 14 Bevestigingsprofiel 1m / Profil de montage 1m / Mounting profile 1m
- 1 026 15 Ophangbevestiging 1,5m / Kit suspension 1,5m / Suspension kit 1,5m



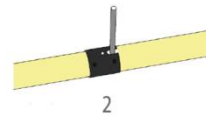
### Opal tube - accessories



- 1 026 16 Pendelacc. 1 wit / Acc. de pendule blanc 1 / Pendant acc. 1 white
- 1 026 17 Pendelacc. 1 zwart / Acc. de pendule noir 1 / Pendant acc. 1 black
- 1 026 18 Pendelacc. 2 wit / Acc. de pendule blanc 2 / Pendant acc. 2 white
- 1 026 19 Pendelacc. 2 zwart / Acc. de pendule noir 2 / Pendant acc. 2 black



### Opal tube - accessories



- 1 026 20 Connector 1 white
- 1 026 21 Connector 1 black



## Profiflat 1

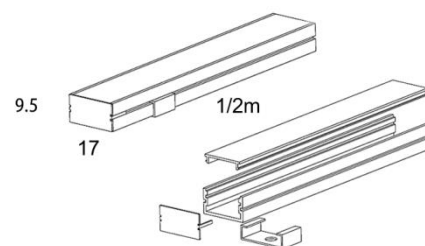
Geanodiseerd alu / Alu anodisé / Anodised alu

1m

- 1 100 01 helder/clair/clear
- 1 100 02 opaal/opaline/opal
- 1 100 10 zonder cover/sans cache/without cover

2m

- 1 100 03 helder/clair/clear
  - 1 100 04 opaal/opaline/opal
  - 1 100 11 zonder cover/sans cache/without cover
- Accessoires/Accessoires/Accessories
- 1 100 05 Eindkap/Cache/End cap
  - 1 100 06 Veerset 1/Kit de ressorts 1/Mouting spring set 1 - (10x)
  - 1 100 07 Veerset 2/Kit de ressorts 2/Mouting spring set 1 - (25x)



## Profiflat 1 M

Profiflat 1 op maat / Profiflat 1 sur mesure / Profiflat 1 made to measure

- 1 100 01 m Helder/Clair/Clear
- 1 100 02 m Opaal/Opaline/Opal
- 1 100 10 m Zonder cover/Sans cache/Without cover

L = max 3m.

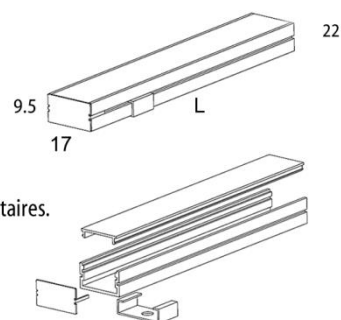
Voor lengtes langer dan 2m, vraag uw extra transportkosten.

Pour des longueurs plus de 2m, demandez les frais de transport supplémentaires.

For lengths longer than 2m, ask your extra freight charges.

Accessoires/Accessoires/Accessories

Zie Profiflat 1/Voir Profiflat 1/See Profiflat 1



## Profiflat 2

Inbouw/A encastrer/Recessed

Geanodiseerd alu / Alu anodisé / Anodised alu

Alleen voor IP20 ledrollen

Seulement pour rouleaux led IP20

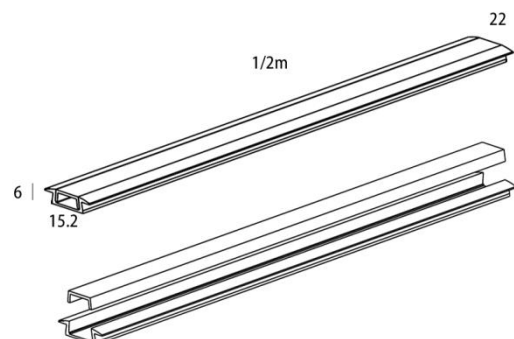
Only for IP20 led reels

1m

- 1 101 01 Helder/Clair/Clear
- 1 101 02 Opaal/Opaline/Opal

2m

- 1 101 03 Helder/Clair/Clear
- 1 101 04 Opaal/Opaline/Opal



## Profiflat 3 *New version*

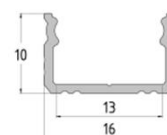
Geanodiseerd alu / Alu anodisé / Anodised alu

2m

- 1 106 09 Opaal/Opaline/Opal

Accessoires/Accessoires/Accessories

- 1 106 10 Eindkap / Cache / End cap
- 1 106 11 Eindkap met gat /Cache avec trou /End cap with hole
- 1 106 12 Veerset / Kit de ressorts / Mounting spring set - (10x)





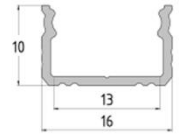
## Profiflat 3 - white

Wit gelakt alu met opale afdekking / Alu laqué en blanc avec cache opaline / White painted alu with opal cover

2m  
1 106 13 Opaal/Opaline/Opal

Accessoires/Accessoires/Accessories

1 106 14 Eindkap / Cache / end cap  
1 106 15 Eindkap met gat /Cache avec trou /End cap with hole  
1 106 16 Veerset / Kit de ressorts / Mounting spring set - (10x)



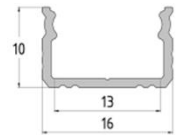
## Profiflat 3 - black

Zwart gelakt alu met opale of zwarte afdekking / Alu laqué en noir avec cache opaline ou noir / Black painted alu with opal or black cover

2m  
1 106 17 Opaal / Opaline / Opal  
1 106 18 Zwart / Noir / Black

Accessoires/Accessoires/Accessories

1 106 19 Eindkap / Cache / End cap  
1 106 20 Eindkap met gat / Cache avec trou / End cap with hole  
1 106 21 Veerset / Kit de ressorts / Mounting spring set - (10x)



## Profiflat 4

Geanodiseerd alu met opale afdekking / Alu anodisé avec cache opaline / Anodised alu with opal cover

1 107 01 1m € 15,50  
1 107 02 2m € 31,00  
1 107 04 4m\* € 62,00


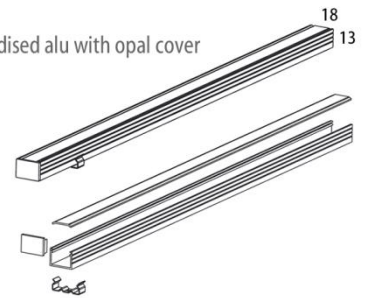
Accessoires/Accessoires/Accessories

1 107 05 Eindkap/Cache/End cap  
1 107 10 Eindkap met gat /Cache avec trou /End cap with hole  
1 107 06 Veerset 1/Kit de ressorts 1/Mounting spring set 1 - (10x)  
1 107 07 Veerset 2/Kit de ressorts 2/Mounting spring set 2 - (25x)

\* Extra transportkosten, vraag uw offerte.

\* Frais de transport supplémentaires, demandez votre devis.

\* Extra freight charges, ask your quotation.



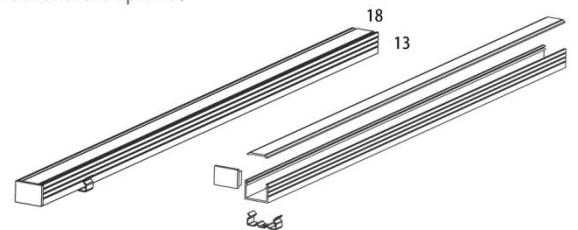
## Profiflat 4 - white

Wit gelakt alu met opale afdekking / Alu laqué en blanc avec cache opaline / White painted alu with opal cover

1 107 08 2m € 34,00

Accessoires/Accessoires/Accessories

1 107 09 Eindkap wit/Cache blanc/White end cap  
1 107 15 Eindkap met gat wit/Cache avec trou blanc/White end cap with hole





## Profiflat 4 - black

Zwart gelakt alu met opale of zwarte afdekking / Alu laqué en noir avec cache opaline ou noir / Black painted alu with opal or black cover

2m


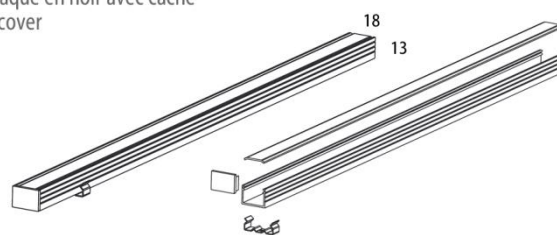
1 107 11 Opaal/Opaline/Opal

1 107 12 Zwart/Noir/Black

Accessoires/Accessoires/Accessories

1 107 13 Eindkap zwart/Cache noir/Black end cap

1 107 14 Eindkap met gat zwart/Cache avec trou noir/Black end cap with hole



## Profiflat 5

Geanodiseerd alu met opale afdekking / Alu anodisé avec cache opaline / Anodised alu with opal cover

1 111 01 2m

Accessoires/Accessoires/Accessories

1 111 02 Eindkap/Cache/End cap

1 111 03 Veerset 1/Kit de ressorts 1/Mounting spring set 1 - (10x)



## Profiflat 6


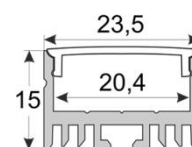
Geanodiseerd alu met opale afdekking / Alu anodisé avec cache opaline / Anodised alu with opal cover

1 112 01 2m

Accessoires/Accessoires/Accessories

1 112 02 Eindkap/Cache/End cap

1 112 03 Veerset 1/Kit de ressorts 1/Mouting spring set 1 - (10x)



## Profi - trimless

Geanodiseerd alu met opale afdekking / Alu anodisé avec cache opaline / Anodised alu with opal cover

Opale cover / Cache opaline / Opal cover

1 118 01 2m

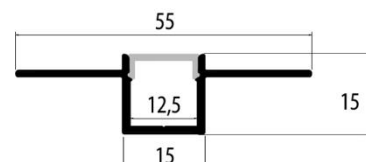
Zonder cover / Sans cache / Without cover

1 118 03 2m

Accessoires/Accessoires/Accessories

1 118 01 c Cover / Cache / Cover 2m

1 118 01 r Cover op rol / Cache rouleau / Cover on roll - 10m



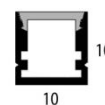




## Profi - mini

Geanodiseerd alu met opale afdekking / Alu anodisé avec cache opaline / Anodised alu with opal cover

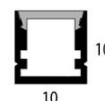
- 1 110 01 2m € 19,00  
 Accessoires/Accessoires/Accessories  
 1 110 02 Eindkap/Cache/End cap  
 1 110 03 Veerset 1/Kit de ressorts 1/Mouting spring set 1 - (10x)



## Profi - mini - black

Zwart gelakt alu met opale of zwarte afdekking / Alu laqué en noir avec cache opaline ou noir / Black painted alu with opal or black cover

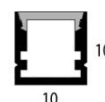
- 2m  
 1 110 06 Opaal/Opaline/Opal  
 1 110 10 Zwart/Noir/Black  
 Accessoires/Accessoires/Accessories  
 1 110 07 Eindkap/Cache/End cap  
 1 110 03 Veerset 1/Kit de ressorts 1/Mouting spring set 1 - (10x)



## Profi - mini - white

Wit gelakt alu met opale afdekking / Alu laqué en blanc avec cache opaline / White painted alu with opal cover

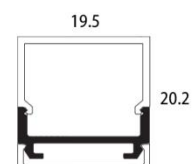
- 1 110 08 2m  
 Accessoires/Accessoires/Accessories  
 1 110 09 Eindkap/Cache/End cap  
 1 110 03 Veerset 1/Kit de ressorts 1/Mouting spring set 1 - (10x)



## Profisquare

Geanodiseerd alu met opale afdekking / Alu anodisé avec cache opaline / Anodised alu with opal cover

- 1 108 01 2m  
 Accessoires/Accessoires/Accessories  
 1 108 02 Eindkap/Cache/End cap  
 1 108 03 Eindkap met gat /Cache avec trou /End cap with hole



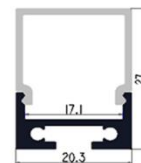


## Profisquare 2

Geanodiseerd alu met opale afdekking / Alu anodisé avec cache opaline / Anodised alu with opal cover

- 1 113 01 2m  
Accessoires/Accessoires/Accessories
- 1 113 02 Eindkap/Cache/End cap
- 1 113 03 Pendelset (2 st.) / Kit de suspension (2 pcs.) / Suspension set (2pcs.)

Verkrijgbaar in structuurlak op aanvraag. / Disponible en peinture texturée sur demande. / Available in texture paint on request.

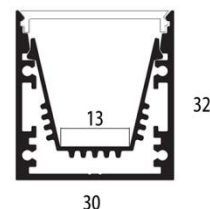


## Profi - 30x32 - black

Zwart gelakt alu met opale of zwarte afdekking / Alu laqué en noir avec cache opaline ou noir / Black painted alu with opal or black cover

Basisprofiel 30x32mm waarin een tweede 'reflector' profiel klikt. Onder het profiel is plaats om kabeltjes weg te werken.  
Profil de base 30x32mm dans lequel un deuxième profil 'réflecteur' clique. Sous le profil est l'endroit pour travailler loin des câbles invisibles.  
Base profile 30x32mm in which a second 'reflector' profile clicks. Under the profile is place to work away cables.

- 2m
- 1 114 04 Opaal/Opaline/Opal
- 1 114 08 Zwart/Noir/Black
- Accessoires/Accessoires/Accessories
- 1 114 05 Eindkap/Cache/End cap

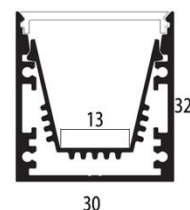


## Profi - 30x32 - white

Wit gelakt alu met opale afdekking / Alu laqué en blanc avec cache opaline / White painted alu with opal cover

Basisprofiel 30x32mm waarin een tweede 'reflector' profiel klikt. Onder het profiel is plaats om kabeltjes weg te werken.  
Profil de base 30x32mm dans lequel un deuxième profil 'réflecteur' clique. Sous le profil est l'endroit pour travailler loin des câbles invisibles.  
Base profile 30x32mm in which a second 'reflector' profile clicks. Under the profile is place to work away cables.

- 2m
- 1 114 06
- Accessoires/Accessoires/Accessories
- 1 114 07 Eindkap/Cache/End cap







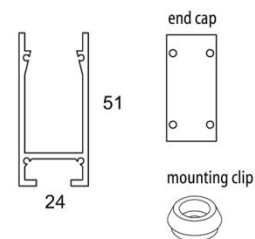
## Profi - 24x51

Met opale afdekking / Avec cache opaline / With opal cover

- 1 115 01 2m Wit / Blanc / White  
1 115 02 2m Zwart / Noir / Black

Accessoires/Accessoires/Accessories

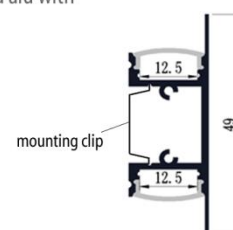
- 1 115 03 Eindkap wit /Cache blanc /End cap white  
1 115 04 Eindkap zwart /Cache noir /End cap black  
1 115 05 Mounting clip



## Profi - Wall

Geanodiseerd alu met opale afdekking / Alu anodisé avec cache opaline / Anodised alu with opal cover

- 1 116 01 2m  
Accessoires/Accessoires/Accessories  
1 116 02 Eindkap/Cache/End cap  
1 116 03 Mounting clip



Verkrijgbaar in structuurlak op aanvraag. / Disponible en peinture texturée sur demande. / Available in texture paint on request.



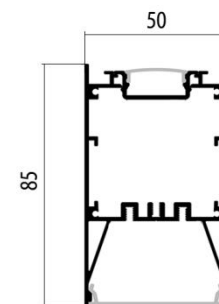


## Profi - up/down

Geanodiseerd alu met opale afdekking / Alu anodisé avec cache opaline / Anodised alu with opal cover

- 1 117 01 2m  
Accessoires / Accessoires / Accessories  
1 117 02 Eindkap / Cache / End cap  
1 117 03 Pendelset (2 st.) / Kit de suspension (2 pcs.) / Suspension set (2 pcs.)

Verkrijgbaar in structuurlak op aanvraag. / Disponible en peinture texturée sur demande. / Available in texture paint on request.

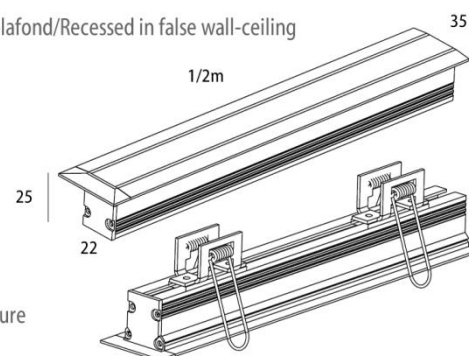


## Profi - T

Inbouw in valse wand-plafond/A encastrer dans un faux mur-plafond/Recessed in false wall-ceiling

- 1m  
1 102 01 Helder/Clair/Clear  
1 102 02 Opaal/Opaline/Opal  
2m  
1 102 03 Helder/Clair/Clear  
1 102 04 Opaal/Opaline/Opal  
Accessoires / Accessoires / Accessories  
1 102 05 Eindkap/Cache/End cap  
1 102 06 Veer/Ressort/Mounting spring - (1x)

Verkrijgbaar in structuurlak op aanvraag. / Disponible en peinture texturée sur demande. / Available in texture paint on request.

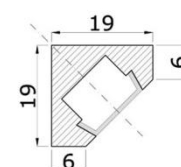


## Proficorner MDF

MDF hoekprofiel / MDF profil d'angle / MDF corner profile

Alleen voor ledstrips 4,8w/m ; 7,2w/m en 9,6w/m  
Seulement pour rouleaux led 4,8w/m ; 7,2w/m et 9,6w/m  
Only for led reel 4,8w/m ; 7,2w/m and 9,6w/m

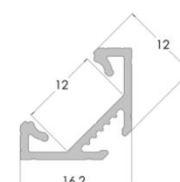
- 1m  
1 104 01 Helder/Clair/Clear  
1 104 02 Opaal/Opaline/Opal



## Proficorner alu

Hoekprofiel in geanodiseerd alu / Profil d'angle en alu anodisé / Corner profile in anodised alu

- 2m  
1 105 12 Opaal/Opaline/Opal  
Accessoires/Accessoires/Accessories  
1 105 13 Eindkap/Cache/End cap  
1 105 14 Veerset/Kit de ressorts/Mounting spring set - (10x)





## Proficorner - black

Hoekprofiel in zwart gelakt alu met opale of zwarte afdekking / Profil d'angle en alu laqué en noir avec cache opaline ou noir / Corner profile in black painted alu with opal or black cover

2m

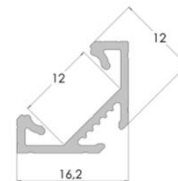
1 105 15 Opaal / Opaline / Opal

1 105 16 Zwart / Noir / Black

Accessoires/Accessoires/Accessories

1 105 17 Eindkap/Cache/End cap

1 105 18 Veerset/Kit de ressorts/Mounting spring set - (10x)



## Proficorner - white

Hoekprofiel in wit gelakt alu met opale afdekking / Profil d'angle en alu laqué en blanc avec cache opaline / Corner profil in white painted alu with opal cover


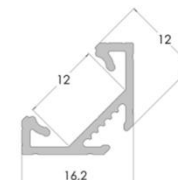
2m

1 105 19 Opaal / Opaline / Opal

Accessoires/Accessoires/Accessories

1 105 20 Eindkap/Cache/End cap

1 105 21 Veerset/Kit de ressorts/Mounting spring set - (10x)



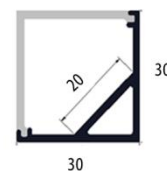
## Proficorner 2

Geanodiseerd alu met opale afdekking / Alu anodisé avec cache opaline / Anodised alu with opal cover

1 119 01 2m

Accessoires/Accessoires/Accessories

1 119 02 Eindkap/Cache/End cap





## Profi - hidden - black

Zwart gelakt alu met opale afdekking / Alu laqué en noir avec cache opaline / Black painted alu with opal cover.

2m

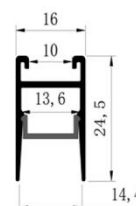
1 120 03 Opaal/Opaline/Opal

Accessoires/Accessoires/Accessories

1 120 04 Eindkap/Cache/End cap

1 120 05 Veerset 1/Kit de ressorts 1/Mouting spring set 1 - (10x)

1 120 06 Ophangbevestiging 1,5m - Kit suspension 1,5m - Suspension kit 1,5m



## Profi - hidden - white

Wit gelakt alu met opale afdekking / Alu laqué en blanc avec cache opaline / White painted alu with opal cover

2m

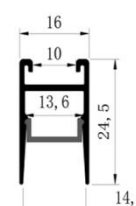
1 120 07 Opaal/Opaline/Opal

Accessoires/Accessoires/Accessories

1 120 08 Eindkap/Cache/End cap

1 120 05 Veerset 1/Kit de ressorts 1/Mouting spring set 1 - (10x)

1 120 09 Ophangbevestiging 1,5m - Kit suspension 1,5m - Suspension kit 1,5m



## Profi - curve - black

Zwart gelakt alu met opale afdekking / Alu laqué en noir avec cache opaline / Black painted alu with opal cover.

2m

1 121 01 Opaal/Opaline/Opal

Accessoires/Accessoires/Accessories

1 121 02 Eindkap/Cache/End cap

1 121 03 Veerset 1/Kit de ressorts 1/Mouting spring set 1 - (10x)



## Profi - curve - white

Wit gelakt alu met opale afdekking / Alu laqué en blanc avec cache opaline / White painted alu with opal cover

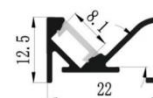
2m

1 121 04 Opaal/Opaline/Opal

Accessoires/Accessoires/Accessories

1 121 05 Eindkap/Cache/End cap

1 121 03 Veerset 1/Kit de ressorts 1/Mouting spring set 1 - (10x)




De volgende pagina's geven een beperkte selectie weer van geassembleerde profielen. Deze is echter eindeloos. Luminar kan maatwerk leveren naar uw wensen. Alle profielen kunnen verkregen worden in verschillende RAL-kleuren, vermogens,... . Stuur ons uw wensen en wij maken een passende offerte op maat!

Les pages suivantes fournissent une sélection limitée de profils assemblés. Cependant, c'est sans fin. Luminar peut fournir des solutions sur mesure à vos souhaits. Tous les profils peuvent être obtenus dans différentes couleurs RAL, puissances, .... Envoyez-nous vos souhaits et nous ferons un devis approprié!

The following pages provide a limited selection of assembled profiles. However, this is endless. Luminar can deliver made to measure solutions to your wishes. All profiles can be obtained in various RAL-colors, powers, .... Send us your wishes and we will make a suitable quotation!






## Monoflex 4,8w/m assembled

24Vdc	60led /m	4,8w /m	CE		IP 20	Ra>90
-------	----------	---------	----	--	-------	-------

De Monoflex 4,8w/m assembled bestaat uit een ledstrip van 4,8w/m voorgemassembleerd in een profiel naar keuze. Er kan gekozen worden tussen de Profiflat 1 (p1), Profiflat 2 (p2) of Profiflat 3 (p3). Met heldere (c) of opale (o) cover. Aan de profielen hangt een aansluitkabel van 0,5m. De profielen kunnen max. 2 meter lang zijn.

Le Monoflex 4,8w/m assemblée se compose d'une bandeau LED de 4,8w/m pré-assemblé dans un profil de votre choix. Vous pouvez choisir entre le Profiflat 1 (p1), Profiflat 2 (p2) ou Profiflat 3 (p3). Avec cache clair (c) ou opaline (o). Sur les profils est un câble de connexion de 0,5m. La longueur maximale du profil est de 2 mètres.

The Monoflex 4,8w/m assembled consists of an LED strip 4,8w/m pre-assembled in a profile of your choice. You can choose between the Profiflat 1 (p1), Profiflat 2 (p2) or Profiflat 3 (p3). With clear (c) or opal (o) cover. On the profiles is a connection cable of 0,5m. The profiles can be up to 2 meter.




1 001 03 ww p1 c	2700K
1 001 03 xw p1 c	3000K
1 001 03 nw p1 c	3500K
1 001 03 w p1 c	6000K

Monoflex 4,8w/m in combinatie met Profiflat 1 met heldere cover  
Monoflex 4,8w/m combinée avec le Profiflat 1 avec cache clair  
Monoflex 4,8w/m combined with Profiflat 1 and clear cover

1 001 03 ww p1 o	2700K
1 001 03 xw p1 o	3000K
1 001 03 nw p1 o	3500K
1 001 03 w p1 o	6000K

Monoflex 4,8w/m in combinatie met Profiflat 1 met opale cover  
Monoflex 4,8w/m combinée avec le Profiflat 1 avec cache opaline  
Monoflex 4,8w/m combined with Profiflat 1 and opal cover




1 001 03 ww p2 c	2700K
1 001 03 xw p2 c	3000K
1 001 03 nw p2 c	3500K
1 001 03 w p2 c	6000K

Monoflex 4,8w/m in combinatie met Profiflat 2 met heldere cover  
Monoflex 4,8w/m combinée avec le Profiflat 2 avec cache clair  
Monoflex 4,8w/m combined with Profiflat 2 and clear cover

1 001 03 ww p2 o	2700K
1 001 03 xw p2 o	3000K
1 001 03 nw p2 o	3500K
1 001 03 w p2 o	6000K

Monoflex 4,8w/m in combinatie met Profiflat 2 met opale cover  
Monoflex 4,8w/m combinée avec le Profiflat 2 avec cache opaline  
Monoflex 4,8w/m combined with Profiflat 2 and opal cover



1 001 03 ww p3 c	2700K
1 001 03 xw p3 c	3000K
1 001 03 nw p3 c	3500K
1 001 03 w p3 c	6000K

Monoflex 4,8w/m in combinatie met Profiflat 3 met heldere cover  
Monoflex 4,8w/m combinée avec le Profiflat 3 avec cache clair  
Monoflex 4,8w/m combined with Profiflat 3 and clear cover

1 001 03 ww p3 o	2700K
1 001 03 xw p3 o	3000K
1 001 03 nw p3 o	3500K
1 001 03 w p3 o	6000K

Monoflex 4,8w/m in combinatie met Profiflat 3 met opale cover  
Monoflex 4,8w/m combinée avec le Profiflat 3 avec cache opaline  
Monoflex 4,8w/m combined with Profiflat 3 and opal cover

### Bestelvoorbeeld / Exemple de commande / Ordering example :

U wenst / Vous souhaitez / You want :

1,25m Monoflex 4,8w/m-3000K in Profiflat 2 met heldere cover  
1,25m Monoflex 4,8w/m-3000K combinée avec Profiflat 2 avec cache clair  
1,25m Monoflex 4,8w/m-3000K combined with Profiflat 2 and clear cover


U bestelt / Vous commandez / You order :

1 001 03 xw p2 c - 1,25x

U krijgt / Vous recevez / You get :



Max. lengte / longueur max. / max. length: 2m  
Afmetingen en accessoires profielen: zie profielen.  
Dimensions et accessoires profils: voir profils.  
Dimensions and accessories profiles: see profiles.




## Monoflex 9,6w/m assembled

24Vdc	120led /m	9,6w /m	CE		IP 20	Ra>90
-------	-----------	---------	----	--	-------	-------

De Monoflex 9,6w/m assembled bestaat uit een ledstrip van 9,6w/m voorgemassembleerd in een profiel naar keuze. Er kan gekozen worden tussen de Profiflat 1 (p1), Profiflat 2 (p2) of Profiflat 3 (p3). Met heldere (c) of opale (o) cover. Aan de profielen hangt een aansluitkabel van 0,5m. De profielen kunnen max. 2 meter lang zijn.

Le Monoflex 9,6w/m assemblée se compose d'une bandeau LED de 9,6w/m pré-assemblé dans un profil de votre choix. Vous pouvez choisir entre le Profiflat 1 (p1), Profiflat 2 (p2) ou Profiflat 3 (p3). Avec cache clair (c) ou opaline (o). Sur les profils est un câble de connexion de 0,5m. La longueur maximale du profil est de 2 mètres.

The Monoflex 9,6w/m assembled consists of an LED strip 9,6w/m pre-assembled in a profile of your choice. You can choose between the Profiflat 1 (p1), Profiflat 2 (p2) or Profiflat 3 (p3). With clear (c) or opal (o) cover. On the profiles is a connection cable of 0,5m. The profiles can be up to 2 meter.




1 002 03 ww p1 c	2700K
1 002 03 xw p1 c	3000K
1 002 03 nw p1 c	3500K
1 002 03 w p1 c	6000K

Monoflex 9,6w/m in combinatie met Profiflat 1 met heldere cover  
Monoflex 9,6w/m combinée avec le Profiflat 1 avec cache clair  
Monoflex 9,6w/m combined with Profiflat 1 and clear cover

1 002 03 ww p1 o	2700K
1 002 03 xw p1 o	3000K
1 002 03 nw p1 o	3500K
1 002 03 w p1 o	6000K

Monoflex 9,6w/m in combinatie met Profiflat 1 met opale cover  
Monoflex 9,6w/m combinée avec le Profiflat 1 avec cache opaline  
Monoflex 9,6w/m combined with Profiflat 1 and opal cover




1 002 03 ww p2 c	2700K
1 002 03 xw p2 c	3000K
1 002 03 nw p2 c	3500K
1 002 03 w p2 c	6000K

Monoflex 9,6w/m in combinatie met Profiflat 2 met heldere cover  
Monoflex 9,6w/m combinée avec le Profiflat 2 avec cache clair  
Monoflex 9,6w/m combined with Profiflat 2 and clear cover

1 002 03 ww p2 o	2700K
1 002 03 xw p2 o	3000K
1 002 03 nw p2 o	3500K
1 002 03 w p2 o	6000K

Monoflex 9,6w/m in combinatie met Profiflat 2 met opale cover  
Monoflex 9,6w/m combinée avec le Profiflat 2 avec cache opaline  
Monoflex 9,6w/m combined with Profiflat 2 and opal cover



1 002 03 ww p3 c	2700K
1 002 03 xw p3 c	3000K
1 002 03 nw p3 c	3500K
1 002 03 w p3 c	6000K

Monoflex 9,6w/m in combinatie met Profiflat 3 met heldere cover  
Monoflex 9,6w/m combinée avec le Profiflat 3 avec cache clair  
Monoflex 9,6w/m combined with Profiflat 3 and clear cover

1 002 03 ww p3 o	2700K
1 002 03 xw p3 o	3000K
1 002 03 nw p3 o	3500K
1 002 03 w p3 o	6000K

Monoflex 9,6w/m in combinatie met Profiflat 3 met opale cover  
Monoflex 9,6w/m combinée avec le Profiflat 3 avec cache opaline  
Monoflex 9,6w/m combined with Profiflat 3 and opal cover

### Bestelvoorbeeld / Exemple de commande / Ordering example :

U wenst / Vous souhaitez / You want :

1,60m Monoflex 9,6w/m-2700K in Profiflat 1 met opale cover  
1,60m Monoflex 9,6w/m-2700K combinée avec Profiflat 1 avec cache opaline  
1,60m Monoflex 9,6w/m-2700K combined with Profiflat 1 and opal cover


U bestelt / Vous commandez / You order :

1 002 03 ww p1 o - 1,60x

U krijgt / Vous recevez / You get :



Max. lengte / longueur max. / max. length: 2m  
Afmetingen en accessoires profielen: zie profielen.  
Dimensions et accessoires profils: voir profils.  
Dimensions and accessories profiles: see profiles.




## Monoflex 14,4w/m - HE assembled



De Monoflex 14,4w/m assembled bestaat uit een ledstrip van 14,4w/m voorgemassembleerd in een profiel naar keuze. Er kan gekozen worden tussen de Profiflat 1 (p1), Profiflat 2 (p2) of Profiflat 3 (p3). Met heldere (c) of opale (o) cover. Aan de profielen hangt een aansluitkabel van 0,5m. De profielen kunnen max. 2 meter lang zijn.

Le Monoflex 14,4w/m assemblée se compose d'une bandeau LED de 14,4w/m pré-assemblé dans un profil de votre choix. Vous pouvez choisir entre le Profiflat 1 (p1), Profiflat 2 (p2) ou Profiflat 3 (p3). Avec cache clair (c) ou opaline (o). Sur les profils est un câble de connexion de 0,5m. La longueur maximale du profil est de 2 mètres.

The Monoflex 14,4w/m assembled consists of an LED strip 14,4w/m pre-assembled in a profile of your choice. You can choose between the Profiflat 1 (p1), Profiflat 2 (p2) or Profiflat 3 (p3). With clear (c) or opal (o) cover. On the profiles is a connection cable of 0,5m. The profiles can be up to 2 meter.




1 019 01 ww p1 c 2700K  
1 019 01 xw p1 c 3000K

Monoflex 14,4w/m - HE in combinatie met Profiflat 1 met heldere cover  
Monoflex 14,4w/m - HE combinée avec le Profiflat 1 avec cache clair  
Monoflex 14,4w/m - HE combined with Profiflat 1 and clear cover

1 019 01 ww p1 o 2700K  
1 019 01 xw p1 o 3000K

Monoflex 14,4w/m - HE in combinatie met Profiflat 1 met opale cover  
Monoflex 14,4w/m - HE combinée avec le Profiflat 1 avec cache opaline  
Monoflex 14,4w/m - HE combined with Profiflat 1 and opal cover




1 019 01 ww p2 c 2700K  
1 019 01 xw p2 c 3000K

Monoflex 14,4w/m - HE in combinatie met Profiflat 2 met heldere cover  
Monoflex 14,4w/m - HE combinée avec le Profiflat 2 avec cache clair  
Monoflex 14,4w/m - HE combined with Profiflat 2 and clear cover

1 019 01 ww p2 o 2700K  
1 019 01 xw p2 o 3000K

Monoflex 14,4w/m - HE in combinatie met Profiflat 2 met opale cover  
Monoflex 14,4w/m - HE combinée avec le Profiflat 2 avec cache opaline  
Monoflex 14,4w/m - HE combined with Profiflat 2 and opal cover



1 019 01 ww p3 c 2700K  
1 019 01 xw p3 c 3000K

Monoflex 14,4w/m - HE in combinatie met Profiflat 3 met heldere cover  
Monoflex 14,4w/m - HE combinée avec le Profiflat 3 avec cache clair  
Monoflex 14,4w/m - HE combined with Profiflat 3 and clear cover

1 019 01 ww p3 o 2700K  
1 019 01 xw p3 o 3000K

Monoflex 14,4w/m - HE in combinatie met Profiflat 3 met opale cover  
Monoflex 14,4w/m - HE combinée avec le Profiflat 3 avec cache opaline  
Monoflex 14,4w/m - HE combined with Profiflat 3 and opal cover

### Bestelvoorbeeld / Exemple de commande / Ordering example :

U wenst / Vous souhaitez / You want :

1,40m Monoflex 14,4w/m - HE - 3000K in Profiflat 1 met opale cover  
1,40m Monoflex 14,4w/m - HE - 3000K combinée avec Profiflat 1 avec cache opaline  
1,40m Monoflex 14,4w/m - HE - 3000K combined with Profiflat 1 and opal cover

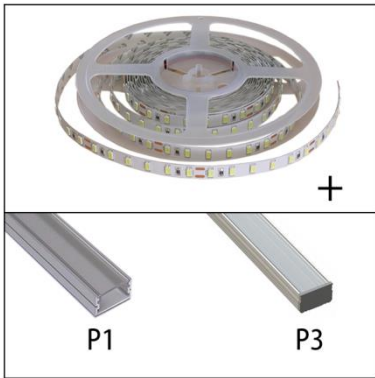
U bestelt / Vous commandez / You order :

1 019 01 xw p1 o - 1,40x

U krijgt / Vous recevez / You get :



Max. lengte / longueur max. / max. length: 2m  
Afmetingen en accessoires profielen: zie profielen.  
Dimensions et accessoires profils: voir profils.  
Dimensions and accessories profiles: see profiles.




## Monoflex super 24w/m assembled

24Vdc	75led /m	24w /m	CE		IP 20	Ra>90
-------	----------	--------	----	--	-------	-------

De Monoflex super 24w/m assembled bestaat uit een ledstrip van 24w/m voorgemassembleerd in een profiel naar keuze. Er kan gekozen worden tussen de Profiflat 1 (p1) of Profiflat 3 (p3). Met heldere (c) of opale (o) cover. Aan de profielen hangt een aansluitkabel van 0,5m. De profielen kunnen max. 2 meter lang zijn.

Le Monoflex super 24w/m assemblée se compose d'une bandeau LED de 24w/m pré-assemblé dans un profil de votre choix. Vous pouvez choisir entre le Profiflat 1 (p1) ou Profiflat 3 (p3). Avec cache clair (c) ou opaline (o). Sur les profils est un câble de connexion de 0,5m. La longueur maximale du profil est de 2 mètres.

The Monoflex super 24w/m assembled consists of an LED strip 24w/m pre-assembled in a profile of your choice. You can choose between the Profiflat 1 (p1) or Profiflat 3 (p3). With clear (c) or opal (o) cover. On the profiles is a connection cable of 0,5m. The profiles can be up to 2 meter.

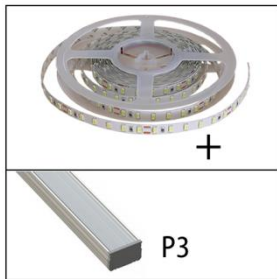


1 009 01 ww p1 c	2700K
1 009 01 xw p1 c	3000K
1 009 01 nw p1 c	3500K
1 009 01 w p1 c	6000K

Monoflex super 24w/m in combinatie met Profiflat 1 met heldere cover  
 Monoflex super 24w/m combinée avec le Profiflat 1 avec cache clair  
 Monoflex super 24w/m combined with Profiflat 1 and clear cover

1 009 01 ww p1 o	2700K
1 009 01 xw p1 o	3000K
1 009 01 nw p1 o	3500K
1 009 01 w p1 o	6000K

Monoflex super 24w/m in combinatie met Profiflat 1 met opale cover  
 Monoflex super 24w/m combinée avec le Profiflat 1 avec cache opaline  
 Monoflex super 24w/m combined with Profiflat 1 and opal cover



1 009 01 ww p3 c	2700K
1 009 01 xw p3 c	3000K
1 009 01 nw p3 c	3500K
1 009 01 w p3 c	6000K

Monoflex super 24w/m in combinatie met Profiflat 3 met heldere cover  
 Monoflex super 24w/m combinée avec le Profiflat 3 avec cache clair  
 Monoflex super 24w/m combined with Profiflat 3 and clear cover

1 009 01 ww p3 o	2700K
1 009 01 xw p3 o	3000K
1 009 01 nw p3 o	3500K
1 009 01 w p3 o	6000K

Monoflex super 24w/m in combinatie met Profiflat 3 met opale cover  
 Monoflex super 24w/m combinée avec le Profiflat 3 avec cache opaline  
 Monoflex super 24w/m combined with Profiflat 3 and opal cover

### Bestelvoorbeeld / Exemple de commande / Ordering example :

U wenst / Vous souhaitez / You want :

0,5m Monoflex super 24w/m-3000K in Profiflat 1 met heldere cover  
 0,5m Monoflex super 24w/m-3000K combinée avec Profiflat 1 avec cache clair  
 0,5m Monoflex super 24w/m-3000K combined with Profiflat 1 and clear cover


U bestelt / Vous commandez / You order :

1 009 01 xw p1 c - 0,5x

U krijgt / Vous recevez / You get :



Max. lengte / longueur max. / max. length: 2m  
 Afmetingen en accessoires profielen: zie profielen.  
 Dimensions et accessoires profils: voir profils.  
 Dimensions and accessories profiles: see profiles.




## Monoflex 14,4w/m - 5mm assembled




De Monoflex 14,4w/m - 5mm assembled bestaat uit een ledstrip van 14,4w/m voorgemassembleerd in het profi-mini profiel. Aan de profielen hangt een aansluitkabel van 0,5m. De profielen kunnen max. 2 meter lang zijn.

Le Monoflex 14,4w/m assemblée se compose d'une bandeau LED de 14,4w/m pré-assemblé dans le profil profi-mini. Sur les profils est un câble de connexion de 0,5m. La longueur maximale du profil est de 2 mètres.


The Monoflex 14,4w/m - 5 mm assembled consists of an LED strip 14,4w/m pre-assembled in a profi-mini profile. On the profiles is a connection cable of 0,5m. The profiles can be up to 2 meter.



1 017 01 ww p-mini 2700K  
1 017 01 xw p-mini 3000K



1 017 01 ww p-mini-black 2700K  
1 017 01 xw p-mini-black 3000K



1 017 01 ww p-mini-white 2700K  
1 017 01 xw p-mini-white 3000K

### Bestelvoorbeeld / Exemple de commande / Ordering example :

U wenst / Vous souhaitez / You want :

1,40m Monoflex 14,4w/m - 5mm - 3000K in Profi - mini.  
1,40m Monoflex 14,4w/m - 5mm - 3000K combinée avec Profi - mini.  
1,40m Monoflex 14,4w/m - 5mm - 3000K combined with Profi - mini.

U bestelt / Vous commandez / You order :

1 017 01 xw p-mini - 1,40x

U krijgt / Vous recevez / You get :



Max. lengte / longueur max. / max. length: 2m  
Afmetingen en accessoires profielen: zie profielen.  
Dimensions et accessoires profils: voir profils.  
Dimensions and accessories profiles: see profiles.



## U-line

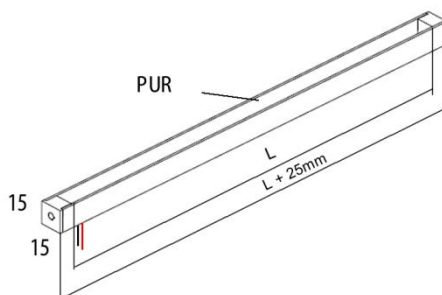
De U-line bestaat uit een geanodiseerd u-profiel met afmetingen 15x15mm waarin een ledstrip van 9,6w/m of 14,4w/m wordt opgegoten met een transparante of opale PUR. Aan de profielen hangt een aansluitkabel van 0,5m. De profielen kunnen max. 2 meter lang zijn.

Le U-line se compose d'un profil u avec dimensions 15x15mm. Dans ce profil, un bandeau LED de 9,6w/m ou 14,4w/m est assemblé et polymérisé avec une résine polyurethane clair ou opaline. Sur les profils est un câble de connexion de 0,5m. La longueur maximale du profil est de 2 mètres.

The U-line consists of an anodized 15x15mm u-profile, in which an 9,6w/m or 14,4w/m led strip is potted with an clear or opal PUR. On the profiles is a connection cable of 0,5m. The profiles can be up to 2 meter.



24Vdc	120led /m	9,6w/m 14,4w/m	CE	III	IP 68
-------	-----------	-------------------	----	-----	-------



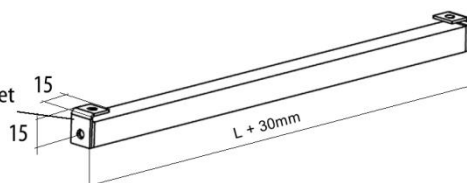
### 9,6w/m

0035 04 ww	2700K
0035 04 xw	3000K
0035 04 nw	3500K
0035 04 w	6000K
0035 05 ww	2700K
0035 05 xw	3000K
0035 05 nw	3500K
0035 05 w	6000K

U-line 9,6w/m met transparante PUR  
U-line 9,6w/m avec PUR clair  
U-line 9,6w/m with clear PUR

U-line 9,6w/m met opale PUR  
U-line 9,6w/m avec PUR opaline  
U-line 9,6w/m with opal PUR

### Mounting bracket



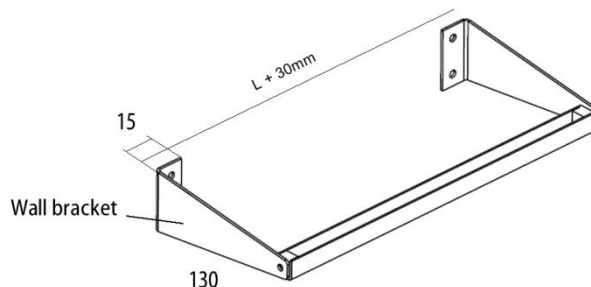
### 14,4w/m

0035 06 ww	2700K
0035 06 xw	3000K

U-line 14,4w/m met transparante PUR  
U-line 14,4w/m avec PUR clair  
U-line 14,4w/m with clear PUR

0035 07 ww	2700K
0035 07 xw	3000K

U-line 14,4w/m met opal PUR  
U-line 14,4w/m avec PUR opaline  
U-line 14,4w/m with opal PUR



### Accessoire / Accessoire / Accessory

0035 02	Wall bracket
0035 03	Mounting bracket

### Bestelvoorbeeld / Exemple de commande / Ordering example :

U wenst / Vous souhaitez / You want :

1,2m U-line 14,4w/m-3000K helder  
1,2m U-line 14,4w/m-3000K clair  
1,2m U-line 14,4w/m-3000K clear

U bestelt / Vous commandez / You order :

0035 06 xw - 1,2x

U krijgt / Vous recevez / You get :

Kabel aan de onderkant / Câble en bas / Cable at the bottom



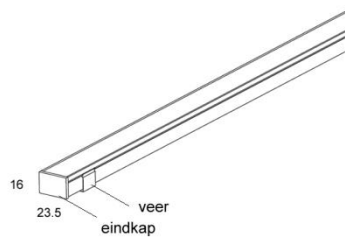
Max. lengte / longueur max. / max. length: 2m  
Afmetingen en accessoires profielen: zie profielen.  
Dimensions et accessoires profils: voir profils.  
Dimensions and accessories profiles: see profiles.

# AC Linea pure

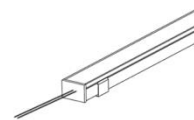
De AC linea pure is een geassembleerd ledprofiel dat volledig op maat gemaakt wordt en direct aansluitbaar is op netspanning. Het bestaat uit een geanodiseerd profiel van 16x23,5mm waarin de high voltage ledflex is geassembleerd. Er zijn twee vermogens mogelijk, 15w/m en 25w/m.

Le AC linea pure se compose d'un profil assemblé en mesure et connectable directement a la tension du secteur. C'est un profil en alu anodisé avec dimensions 16x23,5mm. Dans ce profil, un bandeau LED 'high voltage' est assemblé. Le AC linea pure est disponible en 15w/m et 25w/m.

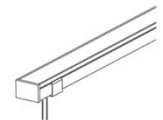
The AC linea pure is a made to measure profile, wich directly can be connected to the mains voltage. It consist off an anodised aluminum 16x23,5mm profile in wich an high voltage flex is assembled. The profiles can be up to 2 meter and can be ordered in 15w/m or 25w/m.



Aansluiting zijkant  
Connexion latérale  
Side connection



Aansluiting onderkant  
Connexion en bas  
Bottom connection



### 15w/m

Code	Temp.	Length	Cover
0083 08 ww	2700K	1400lm/m	helder/clair/clear
0083 08 xw	3000K	1480lm/m	helder/clair/clear
0083 09 ww	2700K	1400lm/m	opaal/opaline/opal
0083 09 xw	3000K	1480lm/m	opaal/opaline/opal
0083 10 ww	2700K	1400lm/m	helder/clair/clear
0083 10 xw	3000K	1480lm/m	helder/clair/clear
0083 11 ww	2700K	1400lm/m	opaal/opaline/opal
0083 11 xw	3000K	1480lm/m	opaal/opaline/opal

### Cover

AC linea pure 15w/m - aansluiting langs de zijkant  
AC linea pure 15w/m - connexion latérale  
AC linea pure 15w/m - side connection

AC linea pure 15w/m - aansluiting langs de onderkant  
AC linea pure 15w/m - connexion en bas  
AC linea pure 15w/m - bottom connection

### 25w/m

0083 12 ww	2700K	2200lm/m	helder/clair/clear
0083 12 xw	3000K	2400lm/m	helder/clair/clear
0083 13 ww	2700K	2200lm/m	opaal/opaline/opal
0083 13 xw	3000K	2400lm/m	opaal/opaline/opal
0083 14 ww	2700K	2200lm/m	helder/clair/clear
0083 14 xw	3000K	2400lm/m	helder/clair/clear
0083 15 ww	2700K	2200lm/m	opaal/opaline/opal
0083 15 xw	3000K	2400lm/m	opaal/opaline/opal

AC linea pure 25w/m - aansluiting langs de zijkant  
AC linea pure 25w/m - connexion latérale  
AC linea pure 25w/m - side connection

AC linea pure 25w/m - aansluiting langs de onderkant  
AC linea pure 25w/m - connexion en bas  
AC linea pure 25w/m - bottom connection

### Accessoire / Accessoire / Accessory

0083 07 Veer / Ressort / Mounting spring

### Bestelvoorbeeld / Exemple de commande / Ordering example :

U wenst / Vous souhaitez / You want :

0,6m - 15w/m - 3000K - helder -  
Aansluiting onderkant


0,6m - 15w/m - 3000K - clair -  
Connexion en bas

0,6m - 15w/m - 3000K - clear -  
Bottom connection

U bestelt / Vous commandez / You order :

0083 10 xw - 0,6x

U krijgt / Vous recevez / You get :



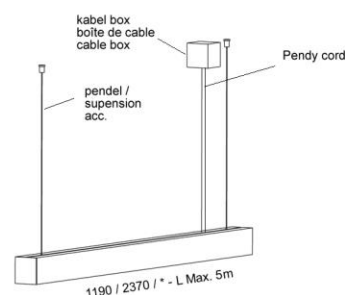

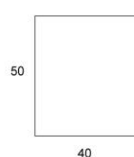
Max. lengte / longueur max. / max. length: 2m  
Afmetingen en accessoires profielen: zie profielen.  
Dimensions et accessoires profils: voir profils.  
Dimensions and accessories profiles: see profiles.

## AC Linea 40x50

De AC linea 40x50 is een ledprofiel dat volledig op maat gemaakt wordt en direct aansluitbaar is op netspanning. Standaard is dit profiel beschikbaar in 1190 en 2370mm. De armatuur bestaat uit een basis montage profiel en een ledprofiel. Het is afgewerkt met een opale cover. In combinatie met het pendelaccessoire kan het profiel gebruikt worden als pendelarmatuur. Voor lengtes op maat dient een offerte aangevraagd te worden.

Le AC linea 40x50 se compose d'un profil assemblé en mesure et connectable directement a la tension du secteur. Par défaut, ce profil est disponible en 1190 et 2370mm. Le luminaire se compose d'un profil de montage de base et d'un profil LED. Il est fini avec un cache opale. En combinaison avec l'accessoire de suspension, le profil peut être utilisé comme luminaire suspendu. Un devis doit être demandé pour les longueurs à mesure.


The AC linea 40x50 is a LED profile that is fully customized and can be connected directly to mains voltage. By default this profile is available in 1190 and 2370mm. The luminaire consists of a basic mounting profile and a LED profile. It is finished with an opal cover. In combination with the suspension accessory, the profile can be used as a pendant luminaire. A quotation must be requested for customized lengths.



		P	L	Kleur / couleur / color
0084 01 ww	2700K	2940lm	30w 1190mm	Geanodiseerd alu / Alu anodisé / Anodised alu
0084 01 xw	3000K	3162lm	30w 1190mm	Geanodiseerd alu / Alu anodisé / Anodised alu
0084 02 ww	2700K	2940lm	30w 1190mm	Wit gelakt alu / Alu laque en blanc / White painted alu
0084 02 xw	3000K	3162lm	30w 1190mm	Wit gelakt alu / Alu laque en blanc / White painted alu
0084 03 ww	2700K	2940lm	30w 1190mm	Zwart gelakt alu / Alu laque en noir / Black painted alu
0084 03 xw	3000K	3162lm	30w 1190mm	Zwart gelakt alu / Alu laque en noir / Black painted alu
0084 04 ww	2700K	5750lm	60w 2370mm	Geanodiseerd alu / Alu anodisé / Anodised alu
0084 04 xw	3000K	6325lm	60w 2370mm	Geanodiseerd alu / Alu anodisé / Anodised alu
0084 05 ww	2700K	5750lm	60w 2370mm	Wit gelakt alu / Alu laque en blanc / White painted alu
0084 05 xw	3000K	6325lm	60w 2370mm	Wit gelakt alu / Alu laque en blanc / White painted alu
0084 06 ww	2700K	5750lm	60w 2370mm	Zwart gelakt alu / Alu laque en noir / Black painted alu
0084 06 xw	3000K	6325lm	60w 2370mm	Zwart gelakt alu / Alu laque en noir / Black painted alu
0084 xx xx	Maatwerk mogelijk, vraag uw offerte. / Produit à mesure possible, demandez votre devis. / Customized product possible, ask your quotation.			

### Accessoire / Accessoire / Accessory

0084 10	Pendel / Suspension acc. (2x)	
0084 11	Kabelbox / Boîte de cable / Cable box	Geanodiseerd alu. / Alu. anodisé / Anodised alu.
0084 12	Kabelbox / Boîte de cable / Cable box	Wit gelakt alu / Alu laque en blanc / White painted alu
0084 13	Kabelbox / Boîte de cable / Cable box	Zwart gelakt alu / Alu laque en noir / Black painted alu
4 038 01	Pendency cord	Wit / Blanc / White
4 038 02	Pendency cord	Zwart / Noir / Black
4 038 03	Pendency cord	Goud / Or / Gold
4 038 04	Pendency cord	Rood / Rouge / Red

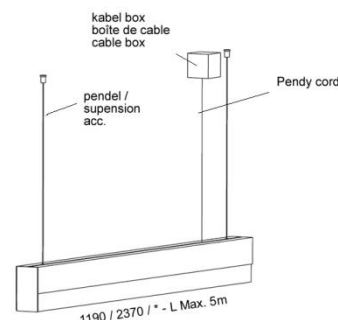

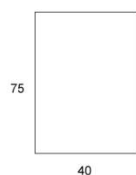


## AC Linea 40x75

De AC linea 40x75 is een ledprofiel dat volledig op maat gemaakt wordt en direct aansluitbaar is op netspanning. Standaard is dit profiel beschikbaar in 1190 en 2370mm. De armatuur bestaat uit een basis montage profiel en een ledprofiel. Het is afgewerkt met een opale cover. In combinatie met het pendelaccessoire kan het profiel gebruikt worden als pendelarmatuur. Voor lengtes op maat dient een offerte aangevraagd te worden.

Le AC linea 40x75 se compose d'un profil assemblé en mesure et connectable directement a la tension du secteur. Par défaut, ce profil est disponible en 1190 et 2370mm. Le luminaire se compose d'un profil de montage de base et d'un profil LED. Il est fini avec un cache opale. En combinaison avec l'accessoire de suspension, le profil peut être utilisé comme luminaire suspendu. Un devis doit être demandé pour les longueurs à mesure.

The AC linea 40x75 is a LED profile that is fully customized and can be connected directly to mains voltage. By default this profile is available in 1190 and 2370mm. The luminaire consists of a basic mounting profile and a LED profile. It is finished with an opal cover. In combination with the suspension accessory, the profile can be used as a pendant luminaire. A quotation must be requested for customized lengths.



			P	L	Kleur / couleur / color
0085 01 ww	2700K	2940lm	30w	1190mm	Geanodiseerd alu / Alu. anodisé / Anodised alu.
0085 01 xw	3000K	3162lm	30w	1190mm	Geanodiseerd alu / Alu. anodisé / Anodised alu
0085 02 ww	2700K	2940lm	30w	1190mm	Wit gelakt alu / Alu laque en blanc / White painted alu
0085 02 xw	3000K	3162lm	30w	1190mm	Wit gelakt alu / Alu laque en blanc / White painted alu
0085 03 ww	2700K	2940lm	30w	1190mm	Zwart gelakt alu / Alu laque en noir / Black painted alu
0085 03 xw	3000K	3162lm	30w	1190mm	Zwart gelakt alu / Alu laque en noir / Black painted alu
0085 04 ww	2700K	5750lm	60w	2370mm	Geanodiseerd alu / Alu. anodisé / Anodised alu
0085 04 xw	3000K	6325lm	60w	2370mm	Geanodiseerd alu / Alu. anodisé / Anodised alu
0085 05 ww	2700K	5750lm	60w	2370mm	Wit gelakt alu / Alu laque en blanc / White painted alu
0085 05 xw	3000K	6325lm	60w	2370mm	Wit gelakt alu / Alu laque en blanc / White painted alu
0085 06 ww	2700K	5750lm	60w	2370mm	Zwart gelakt alu / Alu laque en noir / Black painted alu
0085 06 xw	3000K	6325lm	60w	2370mm	Zwart gelakt alu / Alu laque en noir / Black painted alu
0085 xx xx	Maatwerk mogelijk, vraag uw offerte. / Produit à mesure possible, demandez votre devis. / Customized product possible, ask your quotation.				

### Accessoire / Accessoire / Accessory

0085 10	Pendel / Suspension acc. (2x)				
0085 11	Kabelbox / Boîte de cable / Cable box				Geanodiseerd alu. / Alu. anodisé / Anodised alu.
0085 12	Kabelbox / Boîte de cable / Cable box				Wit gelakt alu / Alu laque en blanc / White painted alu
0085 13	Kabelbox / Boîte de cable / Cable box				Zwart gelakt alu / Alu laque en noir / Black painted alu
4 038 01	Pendy cord	Wit / Blanc / White			
4 038 02	Pendy cord	Zwart / Noir / Black			
4 038 03	Pendy cord	Goud / Or / Gold			
4 038 04	Pendy cord	Rood / Rouge / Red			

## Linea flex

*De linea flex armatuur is een flexibel ledprofiel dat eenvoudig kan aangepast worden aan uw project. Lichtkleur en vermogen kunnen ingesteld worden met een dip switch, een uplight module kan eenvoudig toegevoegd worden aan het profiel en de armaturen kunnen aan elkaar gekoppeld worden. Het profiel kan zowel gependeld als vast tegen het plafond geplaatst worden en is standaard dali dimbaar.*

*Le luminaire linea flex est un profil LED flexible qui peut être facilement adapté à votre projet. La couleur de la lumière et la puissance peuvent être réglées à l'aide d'un interrupteur, un module d'éclairage peut être facilement ajouté au profil et les luminaires peuvent être reliés pour former une longue ligne lumineuse. Le profilé peut être fixé ou suspendu et est dimmable Dali en standard.*

*The linea flex fixture is a flexible LED profile that can be easily adapted to your project. Light color and power can be set with a dip switch, an uplight module can easily be added to the profile and the fixtures can be coupled to form one long light line. The profile can be fixed or pinned and is standard dali dimmable.*



Up light module:

*De linea fix armatuur is standaard uitgerust met een blinde afdekplaat, maar deze kan eenvoudig verwijderd worden en voorzien worden van een Up light module.*

*Le luminaire linea fix est équipé en standard d'une plaque de recouvrement aveugle, mais celle-ci peut être facilement retirée et équipée d'un module d'éclairage Up.*

*The linea fix fixture comes standard with a blind cover plate, but this can easily be removed and fitted with an Up light module.*



Kleur / Couleur / Color :

Wit en zwart / Blanc et noir / White and Black

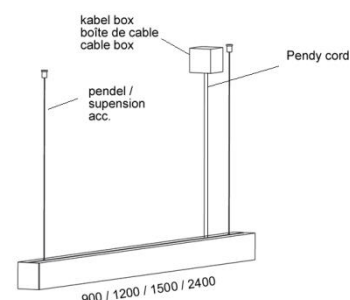
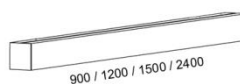
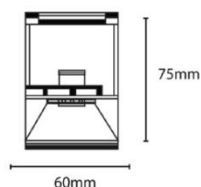
Dip switch :

*Met de dipswitch is het mogelijk de lichtkleur in te stellen op 3000, 3500 of 4000K.*

*Le dipswitch permet de régler la couleur de la lumière sur 3000, 3500 ou 4000K.*

*With the dipswitch it is possible to set the light color to 3000, 3500 or 4000K.*

## Linea flex




		lm/w (3500K)	P	L	Kleur / couleur / color
1 300 01 ad	3000K / 3500K / 4000K	121 lm/w	18w / 24w / 30w	900mm	Wit gelakt alu / Alu laque en blanc / White painted alu
1 300 02 ad	3000K / 3500K / 4000K	121 lm/w	18w / 24w / 30w	900mm	Zwart gelakt alu / Alu laque en noir / Black painted alu
1 301 01 ad	3000K / 3500K / 4000K	119 lm/w	24w / 32w / 40w	1200mm	Wit gelakt alu / Alu laque en blanc / White painted alu
1 301 02 ad	3000K / 3500K / 4000K	119 lm/w	24w / 32w / 40w	1200mm	Zwart gelakt alu / Alu laque en noir / Black painted alu
1 302 01 ad	3000K / 3500K / 4000K	117 lm/w	30w / 40w / 50w	1500mm	Wit gelakt alu / Alu laque en blanc / White painted alu
1 302 02 ad	3000K / 3500K / 4000K	117 lm/w	30w / 40w / 50w	1500mm	Zwart gelakt alu / Alu laque en noir / Black painted alu
1 303 01 ad	3000K / 3500K / 4000K	119 lm/w	48w / 64w / 80w	2400mm	Wit gelakt alu / Alu laque en blanc / White painted alu
1 303 02 ad	3000K / 3500K / 4000K	119 lm/w	48w / 64w / 80w	2400mm	Zwart gelakt alu / Alu laque en noir / Black painted alu

## Uplight module

		L	Kleur / couleur / color
1 300 11 ad	3000K / 3500K / 4000K	900mm	Zwart gelakt alu / Alu laque en noir / Black painted alu
1 301 11 ad	3000K / 3500K / 4000K	1200mm	Zwart gelakt alu / Alu laque en noir / Black painted alu
1 302 11 ad	3000K / 3500K / 4000K	1500mm	Zwart gelakt alu / Alu laque en noir / Black painted alu
1 303 11 ad	3000K / 3500K / 4000K	2400mm	Zwart gelakt alu / Alu laque en noir / Black painted alu

## Accessoire / Accessoire / Accessory

11 008 01	Pendel set zwart / Set suspension noir / Suspension set black
11 008 02	Pendel set wit / Set suspension blanc / Suspension set white
11 008 03	Doorverbind plaat / Plaque de raccordement / Junction plate
11 008 04	Opale diffuser - rol 15000mm / Diffuseur opale - rouleaux 15000mm / Opal Diffusor - roll 15000mm
0084 12	Kabelbox wit / Boîte de cable blanc / White cable box
0084 13	Kabelbox zwart / Boîte de cable noir / Black cable box





## LED retrofit lampen

Lampes retrofit LED

LED retrofit lamps





### Filament bulb ST64 - clear

220 - 240Vac	6w	CE		IP20	Ra>85	E27		
--------------	----	----	--	------	-------	-----	--	--

2 012 03 ww 2700K 660lm



### Filament bulb A60 - clear

220 - 240Vac	4w	CE		IP20	Ra>85	E27		
--------------	----	----	--	------	-------	-----	--	--

2 016 01 ww 2700K 440lm



### Filament bulb G125 - clear

220 - 240Vac	6w	CE		IP20	Ra>85	E27		
--------------	----	----	--	------	-------	-----	--	--

2 017 02 ww 2700K 660lm



### Filament bulb C35 - clear

110 - 230 Vac	3,5w	CE		IP20	Ra>85	E14		
---------------	------	----	--	------	-------	-----	--	--

2 014 02 ww 2700K 330lm



### Filament bulb ST64 - amber



2 012 05 www 2200K 495lm



### Filament bulb G125 - amber



2 017 04 www 2200K 495lm



### Filament bulb C35 - amber



2 014 03 www 2200K 247lm



### Led lamp GU 5.3 7w

12Vdc	1 led	7w	CE	IP 20	Ra>80	GU 5.3	30°
-------	-------	----	----	-------	-------	--------	-----

Materiaal / Materiel / Material  
Alu / Heldere PC / PC clair / Clear PC

Afmetingen / Dimensions / Dimensions  
Ø 50 mm x 57 mm

2 003 05 ww 2700K 570lm



### Led lamp GU 10 7w

90 - 240 Vac	1 led	7w	CE	IP 20	Ra>80	GU 10	30°
--------------	-------	----	----	-------	-------	-------	-----

Materiaal / Materiel / Material  
Alu / Heldere PC / PC clair / Clear PC

Afmetingen / Dimensions / Dimensions  
Ø 50 mm x 62 mm

2 004 05 ww 2700K 570lm  
2 004 05 xw 3000K 580lm



### Led module 9w & driver

100 - 240 Vac	1 led	9w	CE	IP 20	Ra>90	40°
---------------	-------	----	----	-------	-------	-----

2 009 03 ww	2700K	625lm	
2 009 03 xw	3000K	650lm	
2 009 04 ww	2700K	625lm	Triac DIM
2 009 04 xw	3000K	650lm	Triac DIM
2 009 07 ww	2000K>2800K	625lm	Triac DIM
2 009 08 ww	2700K	625lm	1-10V DIM
2 009 08 xw	3000K	650lm	1-10V DIM
2 009 09 ww	2000K>2800K	625lm	1-10V DIM

Materiaal / Materiel / Material  
Alu

Afmetingen / Dimensions / Dimensions  
Ø 50 mm x 61 mm




### Led module 7w - 350mA

350mA	1 led	7w	CE	IP 20	Ra>90	40°
-------	-------	----	----	-------	-------	-----

Materiaal / Materiel / Material  
Alu

Afmetingen / Dimensions / Dimensions  
Ø 50 mm x 63 mm

2 009 11 dtw	2000K > 2800K	625lm
2 009 11 xw	3000K	620lm
2 009 11 ww	2700K	595lm



## Plafond inbouwarmaturen

Luminaires encastrés au plafond

Ceiling recessed fixtures



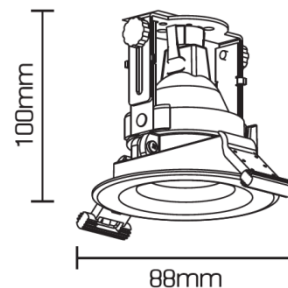


### Roundo 15

CE IP20 Ø76 EXCL. LED

*Materiaal / Materiel / Material*

Wit gelakt alu (structuurlak) / Alu laqué en blanc (peinture texturée) / White painted alu (texture paint)



2 927 01 GU 10 (230Vac)  
2 927 02 GU 10 (230Vac) Bladveren / Ressorts / Leaf springs

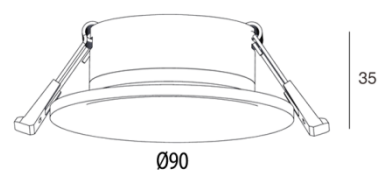


### Roundo 16


CE IP20 Ø76 EXCL. LED

*Materiaal / Materiel / Material*

Gelakt alu (structuurlak) / Alu laqué (peinture texturée) / Painted alu (texture paint)



2 929 01 GU 10 (230Vac) Wit / Blanc / White  
2 929 02 GU 10 (230Vac) Zwart / Noir / Black

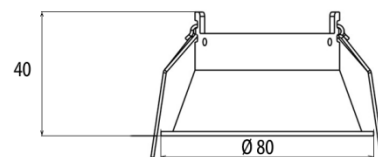


### Roundo 17

CE IP20 Ø75 EXCL. LED

*Materiaal / Materiel / Material*

Gelakt alu (structuurlak) / Alu laqué (peinture texturée) / Painted alu (texture paint)



2 930 01 GU 10 (230Vac) Wit / Blanc / White  
2 930 02 GU 10 (230Vac) Zwart / Noir / Black  
Bladveren / Ressorts / Leaf springs  
2 930 03 GU 10 (230Vac) Wit / Blanc / White  
2 930 04 GU 10 (230Vac) Zwart / Noir / Black

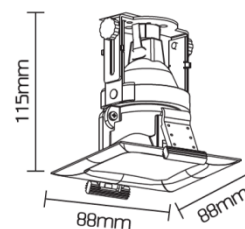


### Squaro 13

CE IP20 77x77 EXCL. LED

*Materiaal / Materiel / Material*

Wit gelakt alu (structuurlak) / Alu laqué en blanc (peinture texturée) / White painted alu (texture paint)



2 928 01 GU 10 (230Vac)



## Roundo 11 - 350mA



*Wit gelakt alu (struct. lak) / Alu laqué en blanc (peint. tex.) / White painted alu (tex. paint)*

2 918 25 dtw	2000K>2800K	625lm
2 918 25 ww	2700K	595lm
2 918 25 xw	3000K	620lm

*Grijs gelakt alu (struct. lak) / Alu laqué en gris (peint. tex.) / Grey painted alu (tex. paint)*

2 918 26 dtw	2000K>2800K	625lm
2 918 26 ww	2700K	595lm
2 918 26 xw	3000K	620lm

*Zwart gelakt alu (struct. lak) / Alu laqué en noir (peint. tex.) / Black painted alu (tex. paint)*

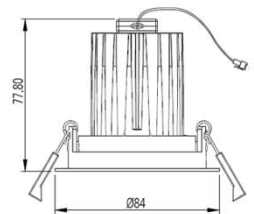
2 918 52 dtw	2000K>2800K	625lm
2 918 52 ww	2700K	595lm
2 918 52 xw	3000K	620lm

*Zwart en goud gelakt alu (struct. lak) / Alu laqué en noir et or (peint. tex.) / Black & gold painted alu (tex. paint)*

2 918 53 dtw	2000K>2800K	625lm
2 918 53 ww	2700K	595lm
2 918 53 xw	3000K	620lm

*Wit en goud gelakt alu (struct. lak) / Alu laqué en blanc et or (peint. tex.) / White & gold painted alu (tex. paint)*

2 918 54 dtw	2000K>2800K	625lm
2 918 54 ww	2700K	595lm
2 918 54 xw	3000K	620lm

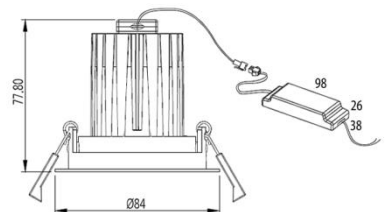


## Roundo 11 - white - 230Vac



*Wit gelakt alu (structuurlak) / Alu laqué en blanc (peinture texturée) / White painted alu (texture paint)*

2 918 01 ww	2700K	625lm	
2 918 01 xw	3000K	650lm	
2 918 02 ww	2700K	625lm	Triac DIM
2 918 02 xw	3000K	650lm	Triac DIM
2 918 16 ww	2700K	625lm	1-10V DIM
2 918 16 xw	3000K	650lm	1-10V DIM
2 918 13 dtw	2000K>2800K	625lm	Triac warm DIM
2 918 17 dtw	2000K>2800K	625lm	1-10V warm DIM

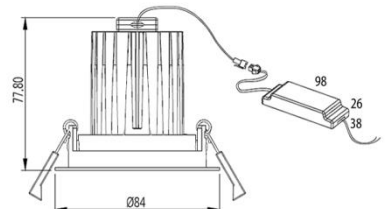


## Roundo 11 - grey - 230Vac



*Grijs gelakt alu (structuurlak) / Alu laqué en gris (peinture texturée) / Grey painted alu (texture paint)*

2 918 03 ww	2700K	625lm	
2 918 03 xw	3000K	650lm	
2 918 04 ww	2700K	625lm	Triac DIM
2 918 04 xw	3000K	650lm	Triac DIM
2 918 18 ww	2700K	625lm	1-10V DIM
2 918 18 xw	3000K	650lm	1-10V DIM
2 918 14 dtw	2000K>2800K	625lm	Triac warm DIM
2 918 19 dtw	2000K>2800K	625lm	1-10V warm DIM



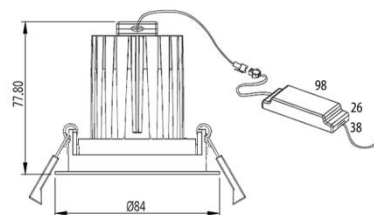


### Roundo 11 - black - 230Vac



Zwart gelakt alu (structuurlak) / Alu laqué en noir (peinture texturée) / Black painted alu (texture paint)

2 918 28 ww	2700K	625lm	
2 918 28 xw	3000K	650lm	
2 918 29 ww	2700K	625lm	Triac DIM
2 918 29 xw	3000K	650lm	Triac DIM
2 918 30 ww	2700K	625lm	1-10V DIM
2 918 30 xw	3000K	650lm	1-10V DIM
2 918 31 dtw	2000K>2800K	625lm	Triac warm DIM
2 918 32 dtw	2000K>2800K	625lm	1-10V warm DIM

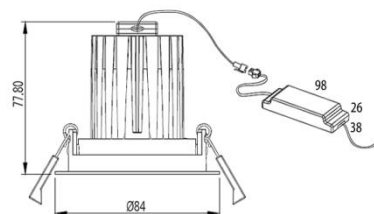


### Roundo 11- black & gold - 230Vac



Zwart en goud gelakt alu (structuurlak) / Alu laqué en noir et or (peinture texturée) / Black and gold painted alu (texture paint)

2 918 33 ww	2700K	625lm	
2 918 33 xw	3000K	650lm	
2 918 34 ww	2700K	625lm	Triac DIM
2 918 34 xw	3000K	650lm	Triac DIM
2 918 35 ww	2700K	625lm	1-10V DIM
2 918 35 xw	3000K	650lm	1-10V DIM
2 918 36 dtw	2000K>2800K	625lm	Triac warm DIM
2 918 37 dtw	2000K>2800K	625lm	1-10V warm DIM

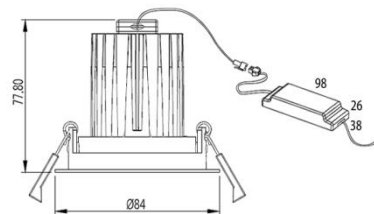


### Roundo 11- white & gold - 230Vac



Wit en goud gelakt alu (structuurlak) / Alu laqué en blanc et or (peinture texturée) / White and gold painted alu (texture paint)

2 918 38 ww	2700K	625lm	
2 918 38 xw	3000K	650lm	
2 918 39 ww	2700K	625lm	Triac DIM
2 918 39 xw	3000K	650lm	Triac DIM
2 918 40 ww	2700K	625lm	1-10V DIM
2 918 40 xw	3000K	650lm	1-10V DIM
2 918 41 dtw	2000K>2800K	625lm	Triac warm DIM
2 918 42 dtw	2000K>2800K	625lm	1-10V warm DIM



### Roundo 11 - 2 - 350mA

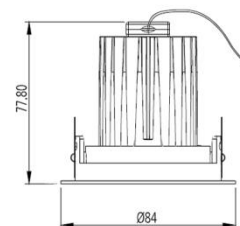


Materiaal / Materiel / Material

Wit gelakt alu (structuurlak) / Alu laqué en blanc (peinture texturée) / White painted alu (texture paint)

Met bladveren / Avec ressorts / With leaf springs

2 918 27 dtw	2000K>2800K	625lm	
2 918 27 ww	2700K	595lm	
2 918 27 xw	3000K	620lm	







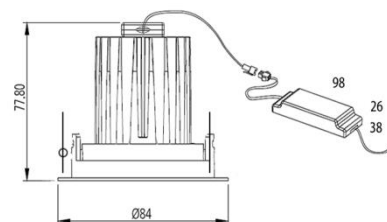
### Roundo 11 - 2 - 230Vac

230Vac	1 Led	9w	CE		IP20				Ra>90
--------	-------	----	----	--	------	--	--	--	-------

Wit gelakt alu (structuurlak) / Alu laqué en blanc (peinture texturée) / White painted alu (texture paint)

2 918 09 ww	2700K	625lm	
2 918 09 xw	3000K	650lm	
2 918 10 ww	2700K	625lm	Triac DIM
2 918 10 xw	3000K	650lm	Triac DIM
2 918 20 ww	2700K	625lm	1-10V DIM
2 918 20 xw	3000K	650lm	1-10V DIM
2 918 15 dtw	2000K>2800K	625lm	Triac warm DIM
2 918 21 dtw	2000K>2800K	625lm	1-10V warm DIM

Met bladveren / Avec ressorts / With leaf springs



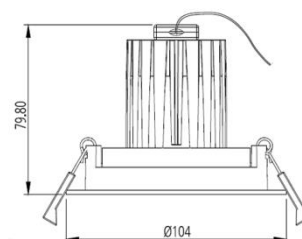
### Roundo 12 - 350mA

350mA	1 Led	7w	CE		IP20				Ra>90
-------	-------	----	----	--	------	--	--	--	-------

Material / Materiel / Material

Wit gelakt alu (structuurlak) / Alu laqué en blanc (peinture texturée) / White painted alu (texture paint)

2 919 09 dtw	2000K>2800K	625lm	
2 919 09 ww	2700K	595lm	
2 919 09 xw	3000K	620lm	

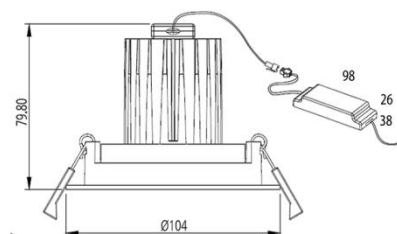


### Roundo 12 - 230Vac

230Vac	1 Led	9w	CE		IP20				Ra>90
--------	-------	----	----	--	------	--	--	--	-------

Wit gelakt alu (structuurlak) / Alu laqué en blanc (peinture texturée) / White painted alu (texture paint)

2 919 01 ww	2700K	625lm	
2 919 01 xw	3000K	650lm	
2 919 02 ww	2700K	625lm	Triac DIM
2 919 02 xw	3000K	650lm	Triac DIM
2 919 04 ww	2700K	625lm	1-10V DIM
2 919 04 xw	3000K	650lm	1-10V DIM
2 919 03 dtw	2000K>2800K	625lm	Triac warm DIM
2 919 07 dtw	2000K>2800K	625lm	1-10V warm DIM



### Roundo 13 - 350mA

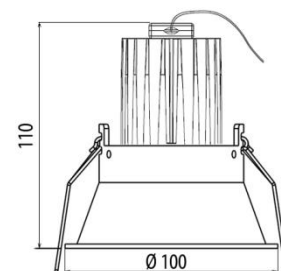
350mA	1 Led	7w	CE		IP20			Ra>90
-------	-------	----	----	--	------	--	--	-------

Wit gelakt alu (structuurlak) / Alu laqué en blanc (peinture texturée) / White painted alu (texture paint)

2 923 09 dtw	2000K>2800K	625lm	
2 923 09 ww	2700K	595lm	
2 923 09 xw	3000K	620lm	

Zwart gelakt alu (structuurlak) / Alu laqué en noir (peinture texturée) / Black painted alu (texture paint)

2 923 18 dtw	2000K>2800K	625lm	
2 923 18 ww	2700K	595lm	
2 923 18 xw	3000K	620lm	





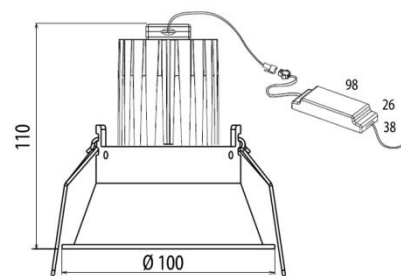


### Roundo 13 - white - 230Vac



Wit gelakt alu (structuurlak) / Alu laqué en blanc (peinture texturée) / White painted alu (texture paint)

2 923 01 ww	2700K	625lm	
2 923 01 xw	3000K	650lm	
2 923 02 ww	2700K	625lm	Triac DIM
2 923 02 xw	3000K	650lm	Triac DIM
2 923 04 ww	2700K	625lm	1-10V DIM
2 923 04 xw	3000K	650lm	1-10V DIM
2 923 03 dtw	2000K>2800K	625lm	Triac warm DIM
2 923 07 dtw	2000K>2800K	625lm	1-10V warm DIM

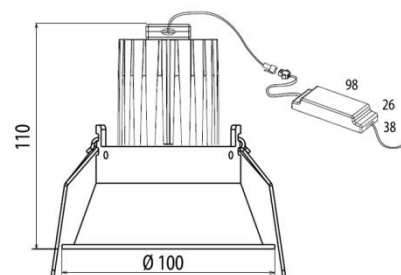


### Roundo 13 - black - 230Vac



Zwart gelakt alu (structuurlak) / Alu laqué en noir (peinture texturée) / Black painted alu (texture paint)

2 923 10 ww	2700K	625lm	
2 923 10 xw	3000K	650lm	
2 923 11 ww	2700K	625lm	Triac DIM
2 923 11 xw	3000K	650lm	Triac DIM
2 923 12 ww	2700K	625lm	1-10V DIM
2 923 12 xw	3000K	650lm	1-10V DIM
2 923 13 dtw	2000K>2800K	625lm	Triac warm DIM
2 923 14 dtw	2000K>2800K	625lm	1-10V warm DIM



### Squaro 8 - 350mA

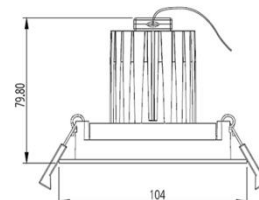


Wit gelakt alu (structuurlak) / Alu laqué en blanc (peinture texturée) / White painted alu (texture paint)

2 920 17 dtw	2000K>2800K	625lm	
2 920 17 ww	2700K	595lm	
2 920 17 xw	3000K	620lm	

Grijs gelakt alu (structuurlak) / Alu laqué en gris (peinture texturée) / Grey painted alu (texture paint)

2 920 18 dtw	2000K>2800K	625lm	
2 920 18 ww	2700K	595lm	
2 920 18 xw	3000K	620lm	

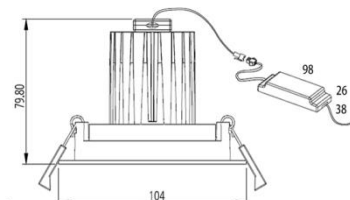


### Squaro 8 - white - 230Vac



Wit gelakt alu (structuurlak) / Alu laqué en blanc (peinture texturée) / White painted alu (texture paint)

2 920 01 ww	2700K	625lm	
2 920 01 xw	3000K	650lm	
2 920 02 ww	2700K	625lm	Triac DIM
2 920 02 xw	3000K	650lm	Triac DIM
2 920 11 ww	2700K	625lm	1-10V DIM
2 920 11 xw	3000K	650lm	1-10V DIM
2 920 09 dtw	2000K>2800K	625lm	Triac warm DIM
2 920 12 dtw	2000K>2800K	625lm	1-10V warm DIM



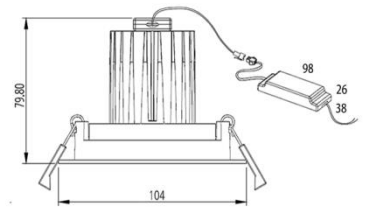


### Squaro 8 - grey - 230Vac



Grijs gelakt alu (structuurlak) / Alu laqué en gris (peinture texturée) / Grey painted alu (texture paint)

2 920 03 ww	2700K	625lm	
2 920 03 xw	3000K	650lm	
2 920 04 ww	2700K	625lm	Triac DIM
2 920 04 xw	3000K	650lm	Triac DIM
2 920 13 ww	2700K	625lm	1-10V DIM
2 920 13 xw	3000K	650lm	1-10V DIM
2 920 10 dtw	2000K>2800K	625lm	Triac warm DIM
2 920 14 dtw	2000K>2800K	625lm	1-10V warm DIM



### Squaro 9 - 350mA



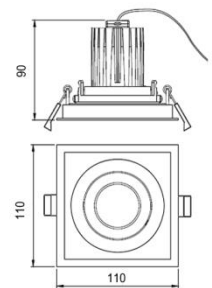
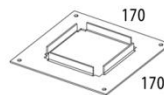
Materiaal / Matériel / Material

Wit gelakt alu (structuurlak) / Alu laqué en blanc (peinture texturée) / White painted alu (texture paint)

2 921 09 dtw	2000K>2800K	625lm	
2 921 09 ww	2700K	595lm	
2 921 09 xw	3000K	620lm	

Accessoire / Accessoire / Accessory :

2 921 p Plaster kit

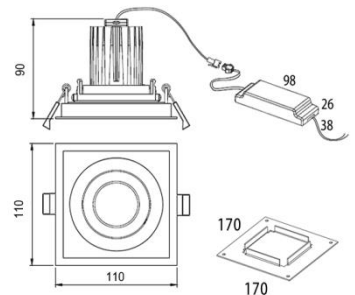


### Squaro 9 - 230Vac



Wit gelakt alu (struct. lak) / Alu laqué en blanc (peint. tex.) / White painted alu (text. paint)

2 921 01 ww	2700K	625lm	
2 921 01 xw	3000K	650lm	
2 921 02 ww	2700K	625lm	Triac DIM
2 921 02 xw	3000K	650lm	Triac DIM
2 921 06 ww	2700K	625lm	1-10V DIM
2 921 06 xw	3000K	650lm	1-10V DIM
2 921 05 dtw	2000K>2800K	625lm	Triac warm DIM
2 921 07 dtw	2000K>2800K	625lm	1-10V warm DIM
2 921 p	Plaster kit		



### Squaro 10 - 350mA



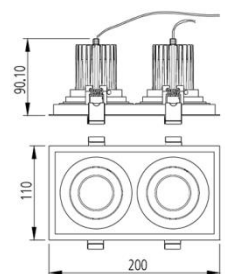
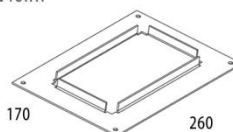
Materiaal / Matériel / Material

Wit gelakt alu (structuurlak) / Alu laqué en blanc (peinture texturée) / White painted alu (texture paint)

2 922 09 dtw	2000K>2800K	1250lm	
2 922 09 ww	2700K	1190lm	
2 922 09 xw	3000K	1240lm	

Accessoire / Accessoire / Accessory :

2 922 p Plaster kit



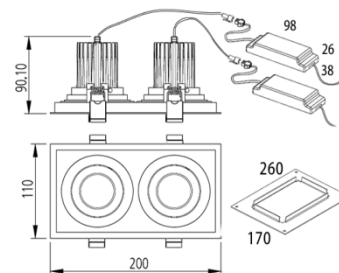


### Squaro 10 - 230Vac

230Vac	2 Led	18w	CE		IP20					Ra>90
--------	-------	-----	----	--	------	--	--	--	--	-------

Wit gelakt alu (struct. lak) / Alu laqué en blanc (peint. tex.) / White painted alu (tex. paint)

2 922 01 ww	2700K	1250lm	
2 922 01 xw	3000K	1300lm	
2 922 02 ww	2700K	1250lm	Triac DIM
2 922 02 xw	3000K	1300lm	Triac DIM
2 922 06 ww	2700K	1250lm	1-10V DIM
2 922 06 xw	3000K	1300lm	1-10V DIM
2 922 05 dtw	2000K>2800K	1250lm	Triac warm DIM
2 922 07 dtw	2000K>2800K	1250lm	1-10V warm DIM
2 922 p	Plaster kit		



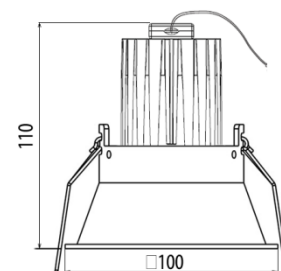
### Squaro 11 - 350mA

350mA	1 Led	7w	CE		IP20			Ra>90
-------	-------	----	----	--	------	--	--	-------

Materiaal / Materiel / Material

Wit gelakt alu (structuurlak) / Alu laqué en blanc (peinture texturée) / White painted alu (texture paint)

2 924 09 dtw	2000K>2800K	625lm
2 924 09 ww	2700K	595lm
2 924 09 xw	3000K	620lm

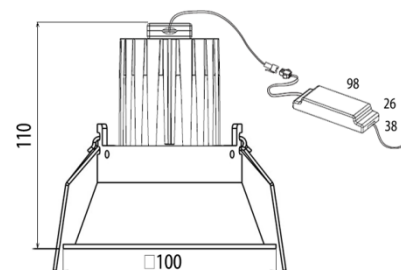


### Squaro 11 - 230Vac

230Vac	1 Led	9w	CE		IP20			Ra>90
--------	-------	----	----	--	------	--	--	-------

Wit gelakt alu (structuurlak) / Alu laqué en blanc (peinture texturée) / White painted alu (texture paint)

2 924 01 ww	2700K	625lm	
2 924 01 xw	3000K	650lm	
2 924 02 ww	2700K	625lm	Triac DIM
2 924 02 xw	3000K	650lm	Triac DIM
2 924 06 ww	2700K	625lm	1-10V DIM
2 924 06 xw	3000K	650lm	1-10V DIM
2 924 05 dtw	2000K>2800K	625lm	Triac warm DIM
2 924 07 dtw	2000K>2800K	625lm	1-10V warm DIM





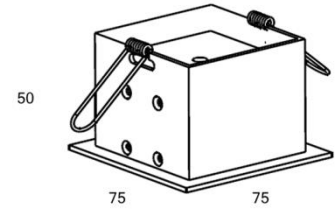
### Cielo - grey

350mA 4 Led 4,8w CE  IP53  66x66

*Materiaal / Materiel / Material*  
Grijs gelakt alu (structuurlak) / Alu laqué en gris (peinture texturée) / Grey painted alu (texture paint)

Mat glas / Verre sablé / Frosted glass

0036 12 nw 3500K 560lm  
0036 12 ww 2700K 426lm  
0036 12 xw 3000K 480lm




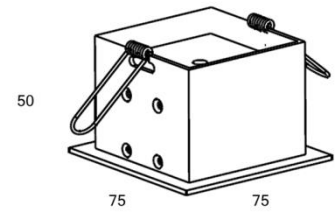
### Cielo - white

350mA 4 Led 4,8w CE  IP53  66x66

*Materiaal / Materiel / Material*  
Wit gelakt alu (structuurlak) / Alu laqué en blanc (peinture texturée) / White painted alu (texture paint)

Mat glas / Verre sablé / Frosted glass

0036 18 nw 3500K 480lm  
0036 18 ww 2700K 560lm  
0036 18 xw 3000K 426lm



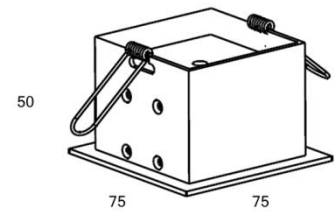
### Cielo - black

350mA 4 Led 4,8w CE  IP53  66x66

*Materiaal / Materiel / Material*  
Zwart gelakt alu (structuurlak) / Alu laqué en noir (peinture texturée) / Black painted alu (texture paint)

Mat glas / Verre sablé / Frosted glass

0036 21 nw 3500K 560lm  
0036 21 ww 2700K 426lm  
0036 21 xw 3000K 480lm



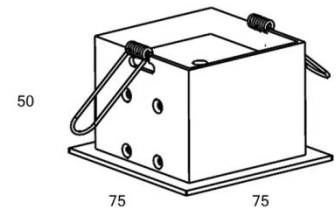
### Cielo - stainless steel

350mA 4 Led 4,8w CE  IP53  66x66

*Materiaal / Materiel / Material*  
Roestvrij staal / Acier inoxydable / Stainless steel

Mat glas / Verre sablé / Frosted glass

0036 15 nw 3500K 560lm  
0036 15 ww 2700K 426lm  
0036 15 xw 3000K 480lm





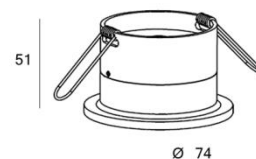
### Dentro - grey

350mA/500mA 3 Led 3,6w 6w CE IP53

*Materiaal / Matériel / Material*  
 Grijs gelakt alu (structuurlak) / Alu laqué en gris (peinture texturée) / Grey painted alu (texture paint)

Mat glas / Verre sablé / Frosted glass

0010 26 nw 4000K 420/600lm  
 0010 26 ww 2700K 320/457lm  
 0010 26 xw 3000K 360/514lm



### Dentro - white

350mA/500mA 3 Led 3,6w 6w CE IP53

*Materiaal / Matériel / Material*  
 Wit gelakt alu (structuurlak) / Alu laqué en blanc (peinture texturée) / White painted alu (texture paint)

Mat glas / Verre sablé / Frosted glass

0010 32 nw 4000K 420/600lm  
 0010 32 ww 2700K 320/457lm  
 0010 32 xw 3000K 360/514lm



### Dentro - black

350mA/500mA 3 Led 3,6w 6w CE IP53

*Materiaal / Matériel / Material*  
 Zwart gelakt alu (structuurlak) / Alu laqué en noir (peinture texturée) / Black painted alu (texture paint)

Mat glas / Verre sablé / Frosted glass

0010 35 nw 4000K 420/600lm  
 0010 35 ww 2700K 320/457lm  
 0010 35 xw 3000K 360/514lm



### Dentro - stainless steel

350mA/500mA 3 Led 3,6w 6w CE IP53

*Materiaal / Matériel / Material*  
 Roestvrij staal / Acier inoxydable / Stainless steel

Mat glas / Verre sablé / Frosted glass

0010 29 nw 4000K 420/600lm  
 0010 29 ww 2700K 320/457lm  
 0010 29 xw 3000K 360/514lm

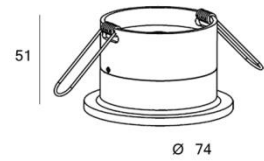




### Dentro RGB

12Vdc	3 Led	13,8w	CE		IP53	
-------	-------	-------	----	--	------	--

Grijs gelakt alu / Alu laqué en gris / Grey painted alu  
**0010 36 rgb GM\***  
 Wit gelakt alu / Alu laqué en blanc / White painted alu  
**0010 37 rgb GM\***  
 Zwart gelakt alu / Alu laqué en noir / Black painted alu  
**0010 38 rgb GM\***  
 Roestvrij staal / Acier inoxydable / Stainless steel  
**0010 39 rgb GM\***



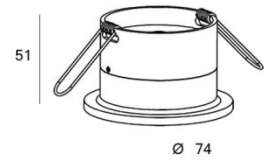
GM\* = Mat glas / Verre sablé / Frosted glass



### Dentro RGBW

12Vdc	3 Led	16,8w	CE		IP53	
-------	-------	-------	----	--	------	--

Grijs gelakt alu / Alu laqué en gris / Grey painted alu  
**0010 36 rgbw GM\***  
 Wit gelakt alu / Alu laqué en blanc / White painted alu  
**0010 37 rgbw GM\***  
 Zwart gelakt alu / Alu laqué en noir / Black painted alu  
**0010 38 rgbw GM\***  
 Roestvrij staal / Acier inoxydable / Stainless steel  
**0010 39 rgbw GM\***



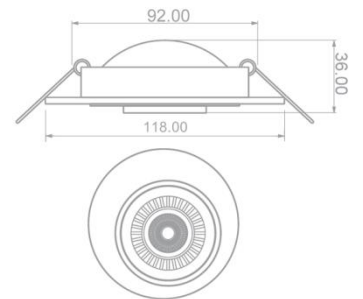
GM\* = Mat glas / Verre sablé / Frosted glass



### Inbo 19

230Vac	1 Led	7w	CE		IP20				
--------	-------	----	----	--	------	--	--	--	--

Materiaal / Matériel / Material  
 Wit gelakt alu / Alu laqué en blanc / White painted alu



3 102 01 ww 3000K 420lm



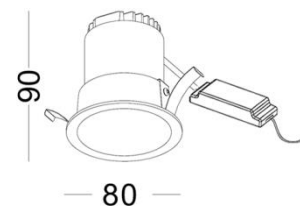
### Inbo 22 - 5w - black

500mA 230Vac	1 Led	5w	CE		IP20		RA>90
-----------------	-------	----	----	--	------	--	-------

*Materiaal / Materiel / Material*

Zwart gelakt alu (structuurlak) / Alu laqué en noir (peinture texturée) / Black painted alu (texture paint)

500mA							
3 024 11 ww	2700K	490lm					
3 024 11 xw	3000K	515lm					
230Vac							
3 024 03 ww	2700K	490lm					
3 024 03 xw	3000K	515lm					
3 024 04 ww	2700K	490lm	Triac DIM				
3 024 04 xw	3000K	515lm	Triac DIM				



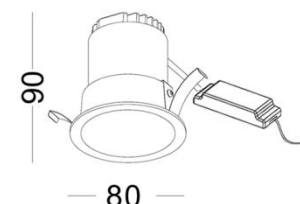
### Inbo 22 - 5w - white

500mA 230Vac	1 Led	5w	CE		IP20		RA>90
-----------------	-------	----	----	--	------	--	-------

*Materiaal / Materiel / Material*

Wit gelakt alu (structuurlak) / Alu laqué en blanc (peinture texturée) / White painted alu (texture paint)

500mA							
3 024 12 ww	2700K	490lm					
3 024 12 xw	3000K	515lm					
230Vac							
3 024 01 ww	2700K	490lm					
3 024 01 xw	3000K	515lm					
3 024 02 ww	2700K	490lm	Triac DIM				
3 024 02 xw	3000K	515lm	Triac DIM				



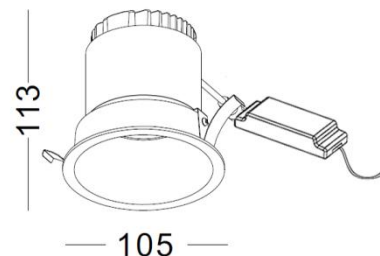
### Inbo 22 - 9w

230Vac	1 Led	9w	CE		IP20		RA>90	
--------	-------	----	----	--	------	--	-------	--

*Materiaal / Materiel / Material*

Gelakt alu (structuurlak) / Alu laqué (peinture texturée) / Painted alu (texture paint)

3 024 06 ww	2700K	750lm	Wit / Blanc / White
3 024 06 xw	3000K	780lm	Wit / Blanc / White
3 024 07 ww	2700K	750lm	Zwart / Noir / Black
3 024 07 xw	3000K	780lm	Zwart / Noir / Black



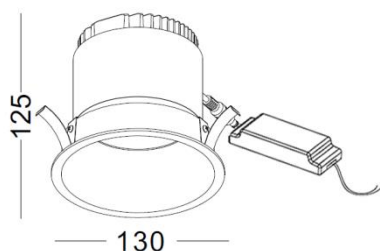
### Inbo 22 - 12w

230Vac	1 Led	12w	CE		IP20		RA>90	
--------	-------	-----	----	--	------	--	-------	--

*Materiaal / Materiel / Material*

Gelakt alu (structuurlak) / Alu laqué (peinture texturée) / Painted alu (texture paint)

3 024 08 ww	2700K	920lm	Wit / Blanc / White
3 024 08 xw	3000K	950lm	Wit / Blanc / White
3 024 09 ww	2700K	920lm	Zwart / Noir / Black
3 024 09 xw	3000K	950lm	Zwart / Noir / Black





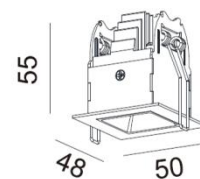


### Inbo 25



*Materiaal / Materiel / Material*  
 Wit en zwart gelakt alu (structuurlak) / Alu laqué en blanc et noir (peinture texturée) / White & black painted alu (texture paint)

3 044 01 ww	2700K	165lm
3 044 01 xw	3000K	173lm

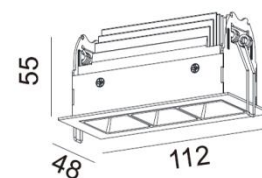


### Inbo 26



*Materiaal / Materiel / Material*  
 Wit en zwart gelakt alu (structuurlak) / Alu laqué en blanc et noir (peinture texturée) / White & black painted alu (texture paint)

3 045 01 ww	2700K	495lm
3 045 01 xw	3000K	520lm

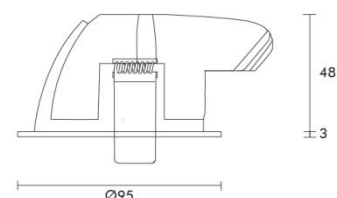


### Inbo 27 - white



*Materiaal / Materiel / Material*  
 Wit gelakt alu (structuurlak) / Alu laqué en blanc (peinture texturée) / White painted alu (texture paint)

3 049 01 nw	4000K	770lm	
3 049 01 ww	2700K	710lm	
3 049 01 xw	3000K	740lm	
3 049 02 nw	4000K	770lm	Triac DIM
3 049 02 ww	2700K	710lm	Triac DIM
3 049 02 xw	3000K	740lm	Triac DIM

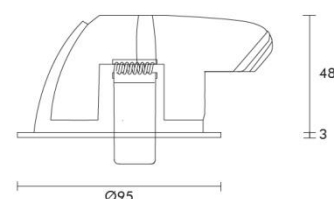


### Inbo 27 - black



*Materiaal / Materiel / Material*  
 Zwart gelakt alu (structuurlak) / Alu laqué en noir (peinture texturée) / Black painted alu (texture paint)

3 049 03 nw	4000K	770lm	
3 049 03 ww	2700K	710lm	
3 049 03 xw	3000K	740lm	
3 049 04 nw	4000K	770lm	Triac DIM
3 049 04 ww	2700K	710lm	Triac DIM
3 049 04 xw	3000K	740lm	Triac DIM





### Inbo 31 - white



*Materiaal / Materiel / Material*

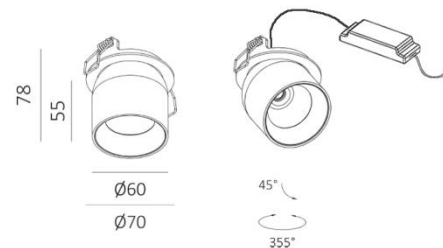
Wit gelakt alu (structuurlak) / Alu laqué en blanc (peinture texturée) / White painted alu (texture paint)

3 058 01 27 2700K 550lm *Cup*  
Zwart / Noir / Black

Accessoires/Accessoires/Accessories

11 000 01 Binnenring goud / Anneau or / Cup gold

11 000 02 Binnenring wit / Anneau blanc / Cup white



### Inbo 31 - black



*Materiaal / Materiel / Material*

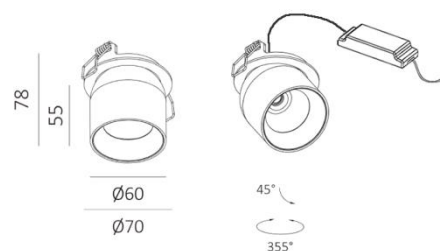
Zwart gelakt alu (structuurlak) / Alu laqué en noir (peinture texturée) / Black painted alu (texture paint)

3 058 02 27 2700K 550lm *Cup*  
Zwart / Noir / Black

Accessoires/Accessoires/Accessories

11 000 01 Binnenring goud / Anneau or / Cup gold

11 000 02 Binnenring wit / Anneau blanc / Cup white



### Inbo 38 - white



*Materiaal / Materiel / Material*

Wit gelakt alu (structuurlak) / Alu laqué en blanc (peinture texturée) / White painted alu (texture paint)

350/500mA - Vf=12V  
3 068 01 27 2700K 360/450lm

230Vac dipswitch  
3 068 03 27 2700K 5w/7w 360/450lm Triac DIM



### Inbo 38 - black

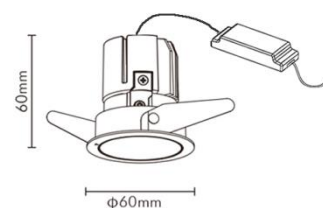


*Materiaal / Materiel / Material*

Zwart gelakt alu (structuurlak) / Alu laqué en noir (peinture texturée) / Black painted alu (texture paint)

350/500mA - Vf=12V  
3 068 02 27 2700K 360/450lm

230Vac dipswitch  
3 068 05 27 2700K 5w/7w 360/450lm Triac DIM





## Inbo F1

De Inbo F1 is een brandwerende inbouwarmatuur voor in huishoudelijke toepassingen en utiliteitsbouw. Bij de armatuur is een selectie verwisselbare afdekringen beschikbaar. De lichtkleur is via een dipswitch instelbaar op 2700, 3000, 4000 of 6000 kelvin. Aansluitklemmen voor vaste of flexibele kabel zijn voorzien, deze zorgen voor een snelle installatie. De armatuur heeft een beschermingsgraad IP65 en is daardoor geschikt voor badkamers of buitentoeepassingen. Ze is standaard Triac dimbaar.

Le Inbo F1 est un luminaire encastré résistant au feu destiné aux applications domestiques et commerciales. Une sélection de couvercles interchangeable est disponible. La couleur de la lumière est réglable par dip switch sur 2700, 3000, 4000 ou 6000 Kelvin. Des bornes de connexion pour câbles solides ou flexibles sont fournies, ce qui permet une installation rapide. Le luminaire a un protection IP65, ce qui le rend adapté aux salles de bains ou aux applications extérieures. Il est Triac dimmable.

The Inbo F1 is a fire-rated recessed luminaire for use in domestic and commercial applications. A selection of interchangeable cover rings is available with the luminaire. The light color is adjustable via a dip switch to 2700, 3000, 4000 or 6000 Kelvin. Connection terminals for solid or flexible cable are provided, these ensure quick installation. The luminaire has an IP65 protection rating, making it suitable for bathrooms or outdoor applications. It is Triac dimmable as standard.



Met de dipswitch is het mogelijk de lichtkleur in te stellen op 2700, 3000, 4000 of 6000K.

Le dipswitch permet de régler la couleur de la lumière sur 2700, 3000, 4000 of 6000K.

With the dipswitch it is possible to set the light color to 2700, 3000, 4000 of 6000K.



Aansluitklemmen voor vaste of flexibele kabel zijn voorzien, deze zorgen voor een snelle installatie.

Des bornes de connexion pour câbles solides ou flexibles sont fournies, ce qui permet une installation rapide.

Connection terminals for solid or flexible cable are provided, these ensure quick installation.



Witte, zwarte en geborsteld chroom afdekking mogelijk.

Couvercles blanc, noir et chrome brossé possible.

White, black and brushed chrome cover rings are possible.



### Inbo - F1 (no cover included)



Materiaal / Matériel / Material  
Alu + PMMA

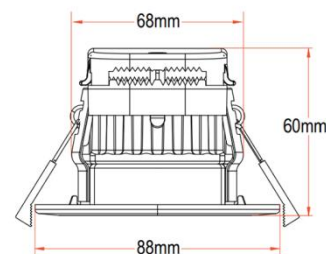
2 931 01 ad 2700K / 3000K / 4000K / 6000K 700 / 730 / 760 / 800lm

Accessoires/Accessoires/Accessories

11 010 01 Afdekring wit / Couvercle blanc / Cover ring white

11 010 02 Afdekring zwart / Couvercle noir / Cover ring black

11 010 03 Afdekring geborsteld chroom / Couvercle chrome brossé / Cover ring brushed chrome



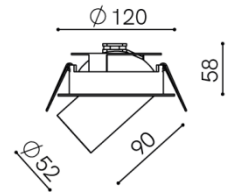


## Inbo 32 - white - 700mA



Materiaal / Materiel / Material


Wit gelakt alu (structuurlak) / Alu laqué en blanc (peinture texturée) / White painted alu (texture paint)



		<i>Cup</i>		<i>Tube color</i>	
3 059 01 27	2700K	1114lm	Zwart / Noir / Black	Wit / Blanc / White	
3 059 01 30	3000K	1168lm	Zwart / Noir / Black	Wit / Blanc / White	
3 059 02 27	2700K	1114lm	Zwart / Noir / Black	Zwart / Noir / Black	
3 059 02 30	3000K	1168lm	Zwart / Noir / Black	Zwart / Noir / Black	
3 059 17 27	2700K	1114lm	Wit / Blanc / White	Wit / Blanc / White	
3 059 17 30	3000K	1168lm	Wit / Blanc / White	Wit / Blanc / White	
3 059 18 27	2700K	1114lm	Wit / Blanc / White	Zwart / Noir / Black	
3 059 18 30	3000K	1168lm	Wit / Blanc / White	Zwart / Noir / Black	

Accessoires/Accessoires/Accessories

- 11 002 01 Binnenring goud / Anneau or / Cup gold
- 11 002 02 Binnenring wit / Anneau blanc / Cup white

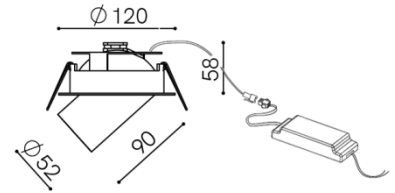


## Inbo 32 - white - 230Vac



Materiaal / Materiel / Material

Wit gelakt alu (structuurlak) / Alu laqué en blanc (peinture texturée) / White painted alu (texture paint)



		<i>Cup</i>		<i>Tube color</i>	
<i>Non DIM</i>					
3 059 03 27	2700K	1114lm	Zwart / Noir / Black	Wit / Blanc / White	
3 059 03 30	3000K	1168lm	Zwart / Noir / Black	Wit / Blanc / White	
3 059 04 27	2700K	1114lm	Zwart / Noir / Black	Zwart / Noir / Black	
3 059 04 30	3000K	1168lm	Zwart / Noir / Black	Zwart / Noir / Black	
3 059 19 27	2700K	1114lm	Wit / Blanc / White	Wit / Blanc / White	
3 059 19 30	3000K	1168lm	Wit / Blanc / White	Wit / Blanc / White	
3 059 20 27	2700K	1114lm	Wit / Blanc / White	Zwart / Noir / Black	
3 059 20 30	3000K	1168lm	Wit / Blanc / White	Zwart / Noir / Black	


<i>Triac DIM</i>					
3 059 05 27	2700K	1114lm	Zwart / Noir / Black	Wit / Blanc / White	
3 059 05 30	3000K	1168lm	Zwart / Noir / Black	Wit / Blanc / White	
3 059 06 27	2700K	1114lm	Zwart / Noir / Black	Zwart / Noir / Black	
3 059 06 30	3000K	1168lm	Zwart / Noir / Black	Zwart / Noir / Black	
3 059 21 27	2700K	1114lm	Wit / Blanc / White	Wit / Blanc / White	
3 059 21 30	3000K	1168lm	Wit / Blanc / White	Wit / Blanc / White	
3 059 22 27	2700K	1114lm	Wit / Blanc / White	Zwart / Noir / Black	
3 059 22 30	3000K	1168lm	Wit / Blanc / White	Zwart / Noir / Black	

<i>DALI DIM</i>					
3 059 07 27	2700K	1114lm	Zwart / Noir / Black	Wit / Blanc / White	
3 059 07 30	3000K	1168lm	Zwart / Noir / Black	Wit / Blanc / White	
3 059 08 27	2700K	1114lm	Zwart / Noir / Black	Zwart / Noir / Black	
3 059 08 30	3000K	1168lm	Zwart / Noir / Black	Zwart / Noir / Black	
3 059 23 27	2700K	1114lm	Wit / Blanc / White	Wit / Blanc / White	
3 059 23 30	3000K	1168lm	Wit / Blanc / White	Wit / Blanc / White	
3 059 24 27	2700K	1114lm	Wit / Blanc / White	Zwart / Noir / Black	
3 059 24 30	3000K	1168lm	Wit / Blanc / White	Zwart / Noir / Black	

Accessoires/Accessoires/Accessories

- 11 002 01 Binnenring goud / Anneau or / Cup gold
- 11 002 02 Binnenring wit / Anneau blanc / Cup white





### Inbo 32 - black - 700mA

700mA	1 Led	12,6w	CE		IP20			Ra>90
-------	-------	-------	----	--	------	--	--	-------


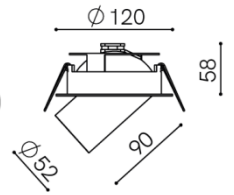
Materiaal / Materiel / Material

Zwart gelakt alu (structuurlak) / Alu laqué en noir (peinture texturée) / Black painted alu (texture paint)

			Cup	Tube color
3 059 09 27	2700K	1114lm	Zwart / Noir / Black	Zwart / Noir / Black
3 059 09 30	3000K	1168lm	Zwart / Noir / Black	Zwart / Noir / Black
3 059 10 27	2700K	1114lm	Zwart / Noir / Black	Wit / Blanc / White
3 059 10 30	3000K	1168lm	Zwart / Noir / Black	Wit / Blanc / White

Accessoires/Accessoires/Accessories

11 002 01	Binnenring goud / Anneau or / Cup gold
11 002 02	Binnenring wit / Anneau blanc / Cup white



### Inbo 32 - black - 230Vac

230Vac	1 Led	14w	CE		IP20			Ra>90
--------	-------	-----	----	--	------	--	--	-------

Materiaal / Materiel / Material

Zwart gelakt alu (structuurlak) / Alu laqué en noir (peinture texturée) / Black painted alu (texture paint)

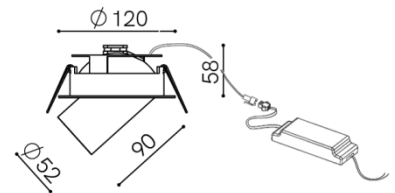
			Cup	Tube color
<i>Non DIM</i>				
3 059 11 27	2700K	1114lm	Zwart / Noir / Black	Zwart / Noir / Black
3 059 11 30	3000K	1168lm	Zwart / Noir / Black	Zwart / Noir / Black
3 059 12 27	2700K	1114lm	Zwart / Noir / Black	Wit / Blanc / White
3 059 12 30	3000K	1168lm	Zwart / Noir / Black	Wit / Blanc / White

			Cup	Tube color
<i>Triac DIM</i>				
3 059 13 27	2700K	1114lm	Zwart / Noir / Black	Zwart / Noir / Black
3 059 13 30	3000K	1168lm	Zwart / Noir / Black	Zwart / Noir / Black
3 059 14 27	2700K	1114lm	Zwart / Noir / Black	Wit / Blanc / White
3 059 14 30	3000K	1168lm	Zwart / Noir / Black	Wit / Blanc / White

			Cup	Tube color
<i>DALI DIM</i>				
3 059 15 27	2700K	1114lm	Zwart / Noir / Black	Zwart / Noir / Black
3 059 15 30	3000K	1168lm	Zwart / Noir / Black	Zwart / Noir / Black
3 059 16 27	2700K	1114lm	Zwart / Noir / Black	Wit / Blanc / White
3 059 16 30	3000K	1168lm	Zwart / Noir / Black	Wit / Blanc / White

Accessoires/Accessoires/Accessories

11 002 01	Binnenring goud / Anneau or / Cup gold
11 002 02	Binnenring wit / Anneau blanc / Cup white



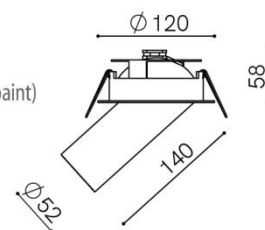


### Inbo 33 - white - 500mA



Materiaal / Materiel / Material


Wit gelakt alu (structuurlak) / Alu laqué en blanc (peinture texturée) / White painted alu (texture paint)



			Cup	Tube color
3 060 01 27	2700K	1483lm	Zwart / Noir / Black	Wit / Blanc / White
3 060 01 30	3000K	1574lm	Zwart / Noir / Black	Wit / Blanc / White
3 060 02 27	2700K	1483lm	Zwart / Noir / Black	Zwart / Noir / Black
3 060 02 30	3000K	1574lm	Zwart / Noir / Black	Zwart / Noir / Black
3 060 17 27	2700K	1483lm	Wit / Blanc / White	Wit / Blanc / White
3 060 17 30	3000K	1574lm	Wit / Blanc / White	Wit / Blanc / White
3 060 18 27	2700K	1483lm	Wit / Blanc / White	Zwart / Noir / Black
3 060 18 30	3000K	1574lm	Wit / Blanc / White	Zwart / Noir / Black

Accessoires/Accessoires/Accessories

- 11 002 01 Binnenring goud / Anneau or / Cup gold
- 11 002 02 Binnenring wit / Anneau blanc / Cup white

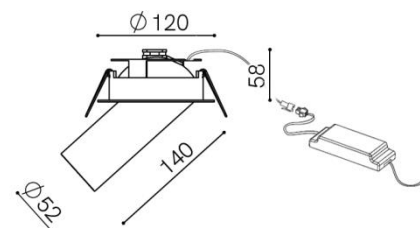


### Inbo 33 - white - 230Vac



Materiaal / Materiel / Material

Wit gelakt alu (structuurlak) / Alu laqué en blanc (peinture texturée) / White painted alu (texture paint)




			Cup	Tube color
<i>Non DIM</i>				
3 060 03 27	2700K	1483lm	Zwart / Noir / Black	Wit / Blanc / White
3 060 03 30	3000K	1574lm	Zwart / Noir / Black	Wit / Blanc / White
3 060 04 27	2700K	1483lm	Zwart / Noir / Black	Zwart / Noir / Black
3 060 04 30	3000K	1574lm	Zwart / Noir / Black	Zwart / Noir / Black
3 060 19 27	2700K	1483lm	Wit / Blanc / White	Wit / Blanc / White
3 060 19 30	3000K	1574lm	Wit / Blanc / White	Wit / Blanc / White
3 060 20 27	2700K	1483lm	Wit / Blanc / White	Zwart / Noir / Black
3 060 20 30	3000K	1574lm	Wit / Blanc / White	Zwart / Noir / Black

			Cup	Tube color
<i>Triac DIM</i>				
3 060 05 27	2700K	1483lm	Zwart / Noir / Black	Wit / Blanc / White
3 060 05 30	3000K	1574lm	Zwart / Noir / Black	Wit / Blanc / White
3 060 06 27	2700K	1483lm	Zwart / Noir / Black	Zwart / Noir / Black
3 060 06 30	3000K	1574lm	Zwart / Noir / Black	Zwart / Noir / Black
3 060 21 27	2700K	1483lm	Wit / Blanc / White	Wit / Blanc / White
3 060 21 30	3000K	1574lm	Wit / Blanc / White	Wit / Blanc / White
3 060 22 27	2700K	1483lm	Wit / Blanc / White	Zwart / Noir / Black
3 060 22 30	3000K	1574lm	Wit / Blanc / White	Zwart / Noir / Black

			Cup	Tube color
<i>DALI DIM</i>				
3 060 07 27	2700K	1483lm	Zwart / Noir / Black	Wit / Blanc / White
3 060 07 30	3000K	1574lm	Zwart / Noir / Black	Wit / Blanc / White
3 060 08 27	2700K	1483lm	Zwart / Noir / Black	Zwart / Noir / Black
3 060 08 30	3000K	1574lm	Zwart / Noir / Black	Zwart / Noir / Black
3 060 23 27	2700K	1483lm	Wit / Blanc / White	Wit / Blanc / White
3 060 23 30	3000K	1574lm	Wit / Blanc / White	Wit / Blanc / White
3 060 24 27	2700K	1483lm	Wit / Blanc / White	Zwart / Noir / Black
3 060 24 30	3000K	1574lm	Wit / Blanc / White	Zwart / Noir / Black

Accessoires/Accessoires/Accessories

- 11 002 01 Binnenring goud / Anneau or / Cup gold
- 11 002 02 Binnenring wit / Anneau blanc / Cup white



### Inbo 33 - black - 500mA

500mA	1 Led	19w	CE		IP20			Ra>90
-------	-------	-----	----	--	------	--	--	-------


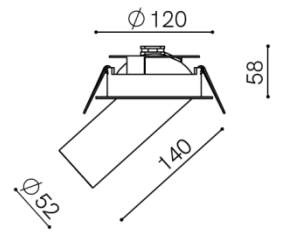
*Materiaal / Materiel / Material*

Zwart gelakt alu (structuurlak) / Alu laqué en noir (peinture texturée) / Black painted alu (texture paint)

			Cup	Tube color
3 060 09 27	2700K	1483lm	Zwart / Noir / Black	Zwart / Noir / Black
3 060 09 30	3000K	1574lm	Zwart / Noir / Black	Zwart / Noir / Black
3 060 10 27	2700K	1483lm	Zwart / Noir / Black	Wit / Blanc / White
3 060 10 30	3000K	1574lm	Zwart / Noir / Black	Wit / Blanc / White

*Accessoires/Accessoires/Accessories*

11 002 01	Binnenring goud / Anneau or / Cup gold
11 002 02	Binnenring wit / Anneau blanc / Cup white



### Inbo 33 - black - 230Vac

230Vac	1 Led	20w	CE		IP20			Ra>90
--------	-------	-----	----	--	------	--	--	-------

*Materiaal / Materiel / Material*

Zwart gelakt alu (structuurlak) / Alu laqué en noir (peinture texturée) / Black painted alu (texture paint)

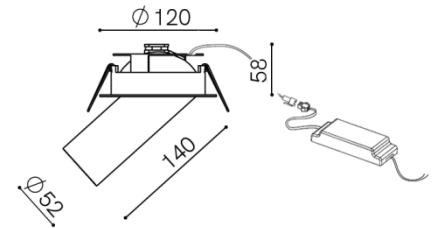
			Cup	Tube color
<i>Non DIM</i>				
3 060 11 27	2700K	1483lm	Zwart / Noir / Black	Zwart / Noir / Black
3 060 11 30	3000K	1574lm	Zwart / Noir / Black	Zwart / Noir / Black
3 060 12 27	2700K	1483lm	Zwart / Noir / Black	Wit / Blanc / White
3 060 12 30	3000K	1574lm	Zwart / Noir / Black	Wit / Blanc / White

			Cup	Tube color
<i>Triac DIM</i>				
3 060 13 27	2700K	1483lm	Zwart / Noir / Black	Zwart / Noir / Black
3 060 13 30	3000K	1574lm	Zwart / Noir / Black	Zwart / Noir / Black
3 060 14 27	2700K	1483lm	Zwart / Noir / Black	Wit / Blanc / White
3 060 14 30	3000K	1574lm	Zwart / Noir / Black	Wit / Blanc / White

			Cup	Tube color
<i>DALI DIM</i>				
3 060 15 27	2700K	1483lm	Zwart / Noir / Black	Zwart / Noir / Black
3 060 15 30	3000K	1574lm	Zwart / Noir / Black	Zwart / Noir / Black
3 060 16 27	2700K	1483lm	Zwart / Noir / Black	Wit / Blanc / White
3 060 16 30	3000K	1574lm	Zwart / Noir / Black	Wit / Blanc / White

*Accessoires/Accessoires/Accessories*

11 002 01	Binnenring goud / Anneau or / Cup gold
11 002 02	Binnenring wit / Anneau blanc / Cup white





### Trim 1 - 8w



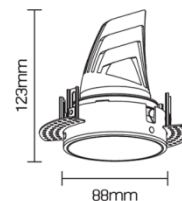
*Materiaal / Materiel / Material*

Wit gelakt alu (structuurlak) / Alu laqué en blanc (peinture texturée) / White painted alu (texture paint)

3 033 01 27	2700K	700lm	
3 033 01 30	3000K	730lm	
3 033 02 27	2700K	700lm	Triac DIM
3 033 02 30	3000K	730lm	Triac DIM
3 033 03 27	2700K	700lm	1-10V DIM
3 033 03 30	3000K	730lm	1-10V DIM

Accessoires/Accessoires/Accessories

3 033 01 P Pleisterkit / Kit de plâtre / Plasterkit



### Trim 1 - 8w - orientable



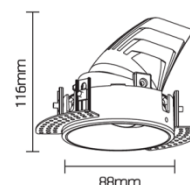
*Materiaal / Materiel / Material*

Wit gelakt alu (structuurlak) / Alu laqué en blanc (peinture texturée) / White painted alu (texture paint)

3 033 04 27	2700K	700lm	
3 033 04 30	3000K	730lm	
3 033 05 27	2700K	700lm	Triac DIM
3 033 05 30	3000K	730lm	Triac DIM
3 033 06 27	2700K	700lm	1-10V DIM
3 033 06 30	3000K	730lm	1-10V DIM

Accessoires/Accessoires/Accessories

3 033 01 P Pleisterkit / Kit de plâtre / Plasterkit



### Trim 1 - 15w



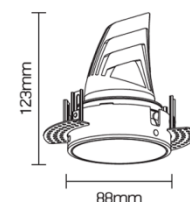
*Materiaal / Materiel / Material*

Wit gelakt alu (structuurlak) / Alu laqué en blanc (peinture texturée) / White painted alu (texture paint)

3 033 07 27	2700K	1150lm	
3 033 07 30	3000K	1200lm	
3 033 08 27	2700K	1150lm	Triac DIM
3 033 08 30	3000K	1200lm	Triac DIM
3 033 09 27	2700K	1150lm	1-10V DIM
3 033 09 30	3000K	1200lm	1-10V DIM

Accessoires/Accessoires/Accessories

3 033 01 P Pleisterkit / Kit de plâtre / Plasterkit



### Trim 1 - 15w - orientable



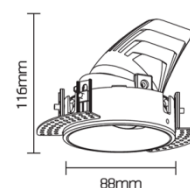
*Materiaal / Materiel / Material*


Wit gelakt alu (structuurlak) / Alu laqué en blanc (peinture texturée) / White painted alu (texture paint)

3 033 10 27	2700K	1150lm	
3 033 10 30	3000K	1200lm	
3 033 11 27	2700K	1150lm	Triac DIM
3 033 11 30	3000K	1200lm	Triac DIM
3 033 12 27	2700K	1150lm	1-10V DIM
3 033 12 30	3000K	1200lm	1-10V DIM

Accessoires/Accessoires/Accessories

3 033 01 P Pleisterkit / Kit de plâtre / Plasterkit





### Trim 2 - 30w

230Vac	1 Led	30w	CE		IP20			Ra>90
--------	-------	-----	----	--	------	--	--	-------

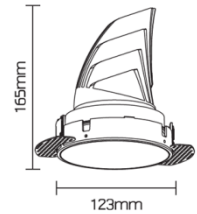
Materiaal / Materiel / Material

Wit gelakt alu (structuurlak) / Alu laqué en blanc (peinture texturée) / White painted alu (texture paint)

3 034 01 27	2700K	2300lm	
3 034 01 30	3000K	2400lm	
3 034 02 27	2700K	2300lm	Triac DIM
3 034 02 30	3000K	2400lm	Triac DIM
3 034 03 27	2700K	2300lm	1-10V DIM
3 034 03 30	3000K	2400lm	1-10V DIM

Accessoires/Accessoires/Accessories

3 034 01 P Pleisterkit / Kit de plâtre / Plasterkit



### Trim 2 - 30w - orientable

230Vac	1 Led	30w	CE		IP20			Ra>90		
--------	-------	-----	----	--	------	--	--	-------	--	--

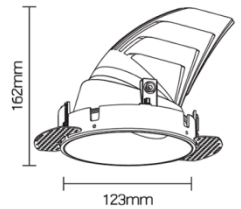
Materiaal / Materiel / Material

Wit gelakt alu (structuurlak) / Alu laqué en blanc (peinture texturée) / White painted alu (texture paint)

3 034 04 27	2700K	2300lm	
3 034 04 30	3000K	2400lm	
3 034 05 27	2700K	2300lm	Triac DIM
3 034 05 30	3000K	2400lm	Triac DIM
3 034 06 27	2700K	2300lm	1-10V DIM
3 034 06 30	3000K	2400lm	1-10V DIM

Accessoires/Accessoires/Accessories

3 034 01 P Pleisterkit / Kit de plâtre / Plasterkit



### Trim 6 - 5/7w

350 500mA	230Vac	1 Led	5w/7w	CE		IP20		RA>90
--------------	--------	-------	-------	----	--	------	--	-------

Materiaal / Materiel / Material

Wit gelakt alu (structuurlak) / Alu laqué en blanc (peinture texturée) / White painted alu (texture paint)

350/500mA - Vf=12V

3 067 01 27 2700K 360/450lm


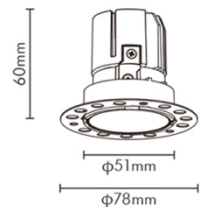
230Vac dipswitch

3 067 02 27 2700K 5w/7w 360/450lm Triac DIM

Accessoires/Accessoires/Accessories

11 006 01 Binnenring zwart / Anneau noir / Cup black

11 007 01 Pleisterkit / Kit de plâtre / Plasterkit



### Trim 3 - 8w

230Vac	1 Led	8w	CE		IP20			Ra>90
--------	-------	----	----	--	------	--	--	-------

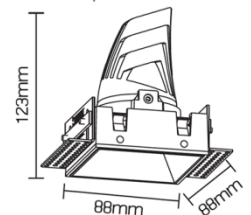
Materiaal / Materiel / Material


Wit gelakt alu (structuurlak) / Alu laqué en blanc (peinture texturée) / White painted alu (texture paint)

3 035 01 27	2700K	700lm	
3 035 01 30	3000K	730lm	
3 035 02 27	2700K	700lm	Triac DIM
3 035 02 30	3000K	730lm	Triac DIM
3 035 03 27	2700K	700lm	1-10V DIM
3 035 03 30	3000K	730lm	1-10V DIM

Accessoires/Accessoires/Accessories

3 035 01 P Pleisterkit / Kit de plâtre / Plasterkit





### Trim 3 - 8w - orientable

230Vac	1 Led	8w	CE		IP20		90x90		38°		Ra>90		30°		350°
--------	-------	----	----	--	------	--	-------	--	-----	--	-------	--	-----	--	------


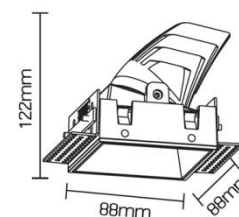
Materiaal / Materiel / Material

Wit gelakt alu (structuurlak) / Alu laqué en blanc (peinture texturée) / White painted alu (texture paint)

3 035 04 27	2700K	700lm	
3 035 04 30	3000K	730lm	
3 035 05 27	2700K	700lm	Triac DIM
3 035 05 30	3000K	730lm	Triac DIM
3 035 06 27	2700K	700lm	1-10V DIM
3 035 06 30	3000K	730lm	1-10V DIM

Accessoires/Accessoires/Accessories

3 035 01 P Pleisterkit / Kit de plâtre / Plasterkit



### Trim 3 - 15w

230Vac	1 Led	15w	CE		IP20		90x90		38°		Ra>90
--------	-------	-----	----	--	------	--	-------	--	-----	--	-------

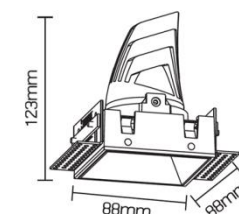
Materiaal / Materiel / Material

Wit gelakt alu (structuurlak) / Alu laqué en blanc (peinture texturée) / White painted alu (texture paint)

3 035 07 27	2700K	1150lm	
3 035 07 30	3000K	1200lm	
3 035 08 27	2700K	1150lm	Triac DIM
3 035 08 30	3000K	1200lm	Triac DIM
3 035 09 27	2700K	1150lm	1-10V DIM
3 035 09 30	3000K	1200lm	1-10V DIM

Accessoires/Accessoires/Accessories

3 035 01 P Pleisterkit / Kit de plâtre / Plasterkit



### Trim 3 - 15w - orientable

230Vac	1 Led	15w	CE		IP20		90x90		38°		Ra>90		30°		350°
--------	-------	-----	----	--	------	--	-------	--	-----	--	-------	--	-----	--	------

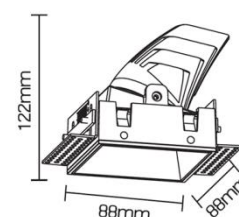
Materiaal / Materiel / Material

Wit gelakt alu (structuurlak) / Alu laqué en blanc (peinture texturée) / White painted alu (texture paint)

3 035 10 27	2700K	1150lm	
3 035 10 30	3000K	1200lm	
3 035 11 27	2700K	1150lm	Triac DIM
3 035 11 30	3000K	1200lm	Triac DIM
3 035 12 27	2700K	1150lm	1-10V DIM
3 035 12 30	3000K	1200lm	1-10V DIM

Accessoires/Accessoires/Accessories

3 035 01 P Pleisterkit / Kit de plâtre / Plasterkit



### Trim 4 - 30w

230Vac	1 Led	30w	CE		IP20		125x125		38°		Ra>90
--------	-------	-----	----	--	------	--	---------	--	-----	--	-------

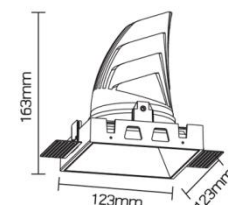
Materiaal / Materiel / Material

Wit gelakt alu (structuurlak) / Alu laqué en blanc (peinture texturée) / White painted alu (texture paint)

3 036 01 27	2700K	2300lm	
3 036 01 30	3000K	2400lm	
3 036 02 27	2700K	2300lm	Triac DIM
3 036 02 30	3000K	2400lm	Triac DIM
3 036 03 27	2700K	2300lm	1-10V DIM
3 036 03 30	3000K	2400lm	1-10V DIM

Accessoires/Accessoires/Accessories

3 036 01 P Pleisterkit / Kit de plâtre / Plasterkit





### Trim 4 - 30w - orientable




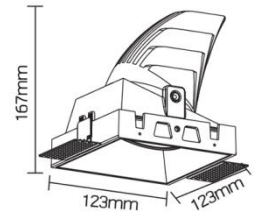
*Materiaal / Matériel / Material*

Wit gelakt alu (structuurlak) / Alu laqué en blanc (peinture texturée) / White painted alu (texture paint)

3 036 04 27	2700K	2300lm	
3 036 04 30	3000K	2400lm	
3 036 05 27	2700K	2300lm	Triac DIM
3 036 05 30	3000K	2400lm	Triac DIM
3 036 06 27	2700K	2300lm	1-10V DIM
3 036 06 30	3000K	2400lm	1-10V DIM

*Accessoires/Accessoires/Accessories*

3 036 01 P Pleisterkit / Kit de plâtre / Plasterkit



### Trim 5 - 8w



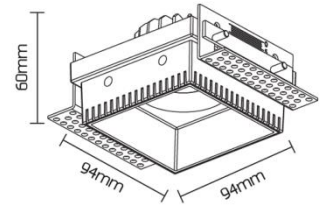
*Materiaal / Matériel / Material*

Wit gelakt alu (structuurlak) / Alu laqué en blanc (peinture texturée) / White painted alu (texture paint)

3 037 01 27	2700K	700lm	
3 037 01 30	3000K	730lm	
3 037 02 27	2700K	700lm	Triac DIM
3 037 02 30	3000K	730lm	Triac DIM
3 037 03 27	2700K	700lm	1-10V DIM
3 037 03 30	3000K	730lm	1-10V DIM

*Accessoires/Accessoires/Accessories*

3 037 01 P Pleisterkit / Kit de plâtre / Plasterkit





### Trim 7 - white - 700mA




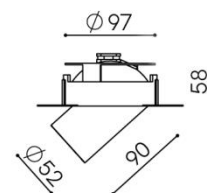
Materiaal / Matériel / Material

Wit gelakt alu (structuurlak) / Alu laqué en blanc (peinture texturée) / White painted alu (texture paint)

		Cup	
3 061 01 27	2700K	1114lm	Zwart / Noir / Black
3 061 01 30	3000K	1168lm	Zwart / Noir / Black
3 061 09 27	2700K	1114lm	Wit / Blanc / White
3 061 09 30	3000K	1168lm	Wit / Blanc / White

Accessoires/Accessoires/Accessories

11 002 01	Binnenring goud / Anneau or / Cup gold
11 002 02	Binnenring wit / Anneau blanc / Cup white
11 011 01	Pleisterkit / Kit de plâtre / Plasterkit



### Trim 7 - white - 230Vac



Materiaal / Matériel / Material

Wit gelakt alu (structuurlak) / Alu laqué en blanc (peinture texturée) / White painted alu (texture paint)

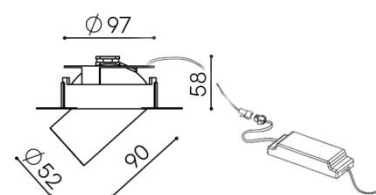
		Cup	
<i>Non DIM</i>			
3 061 02 27	2700K	1114lm	Zwart / Noir / Black
3 061 02 30	3000K	1168lm	Zwart / Noir / Black
3 061 10 27	2700K	1114lm	Wit / Blanc / White
3 061 10 30	3000K	1168lm	Wit / Blanc / White

<i>Triac DIM</i>			
3 061 03 27	2700K	1114lm	Zwart / Noir / Black
3 061 03 30	3000K	1168lm	Zwart / Noir / Black
3 061 11 27	2700K	1114lm	Wit / Blanc / White
3 061 11 30	3000K	1168lm	Wit / Blanc / White

<i>DALI DIM</i>			
3 061 04 27	2700K	1114lm	Zwart / Noir / Black
3 061 04 30	3000K	1168lm	Zwart / Noir / Black
3 061 12 27	2700K	1114lm	Wit / Blanc / White
3 061 12 30	3000K	1168lm	Wit / Blanc / White

Accessoires/Accessoires/Accessories

11 002 01	Binnenring goud / Anneau or / Cup gold
11 002 02	Binnenring wit / Anneau blanc / Cup white
11 011 01	Pleisterkit / Kit de plâtre / Plasterkit





### Trim 7 - black - 700mA




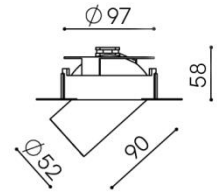
Materiaal / Materiel / Material

Zwart gelakt alu (structuurlak) / Alu laqué en noir (peinture texturée) / Black painted alu (texture paint)

		Cup	
3 061 05 27	2700K	1114lm	Zwart / Noir / Black
3 061 05 30	3000K	1168lm	Zwart / Noir / Black
3 061 13 27	2700K	1114lm	Wit / Blanc / White
3 061 13 30	3000K	1168lm	Wit / Blanc / White

Accessoires/Accessoires/Accessories

11 002 01	Binnenring goud / Anneau or / Cup gold
11 002 02	Binnenring wit / Anneau blanc / Cup white
11 011 01	Pleisterkit / Kit de plâtre / Plasterkit



### Trim 7 - black - 230Vac



Materiaal / Materiel / Material

Zwart gelakt alu (structuurlak) / Alu laqué en noir (peinture texturée) / Black painted alu (texture paint)

		Cup	
<i>Non DIM</i>			
3 061 06 27	2700K	1114lm	Zwart / Noir / Black
3 061 06 30	3000K	1168lm	Zwart / Noir / Black
3 061 14 27	2700K	1114lm	Wit / Blanc / White
3 061 14 30	3000K	1168lm	Wit / Blanc / White

*Triac DIM*

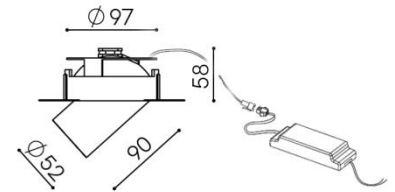
3 061 07 27	2700K	1114lm	Zwart / Noir / Black
3 061 07 30	3000K	1168lm	Zwart / Noir / Black
3 061 15 27	2700K	1114lm	Wit / Blanc / White
3 061 15 30	3000K	1168lm	Wit / Blanc / White

*DALI DIM*

3 061 08 27	2700K	1114lm	Zwart / Noir / Black
3 061 08 30	3000K	1168lm	Zwart / Noir / Black
3 061 16 27	2700K	1114lm	Wit / Blanc / White
3 061 16 30	3000K	1168lm	Wit / Blanc / White

Accessoires/Accessoires/Accessories

11 002 01	Binnenring goud / Anneau or / Cup gold
11 002 02	Binnenring wit / Anneau blanc / Cup white
11 011 01	Pleisterkit / Kit de plâtre / Plasterkit





### Trim 8 - white - 500mA




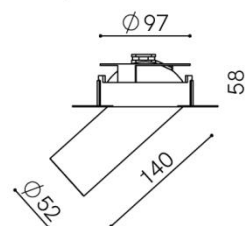
Materiaal / Matériel / Material

Wit gelakt alu (structuurlak) / Alu laqué en blanc (peinture texturée) / White painted alu (texture paint)

		Cup	
3 062 01 27	2700K	1483lm	Zwart / Noir / Black
3 062 01 30	3000K	1574lm	Zwart / Noir / Black
3 062 09 27	2700K	1483lm	Wit / Blanc / White
3 062 09 30	3000K	1574lm	Wit / Blanc / White

Accessoires/Accessoires/Accessories

11 002 01	Binnenring goud / Anneau or / Cup gold
11 002 02	Binnenring wit / Anneau blanc / Cup white
11 011 01	Pleisterkit / Kit de plâtre / Plasterkit



### Trim 8 - white - 230Vac



Materiaal / Matériel / Material

Wit gelakt alu (structuurlak) / Alu laqué en blanc (peinture texturée) / White painted alu (texture paint)

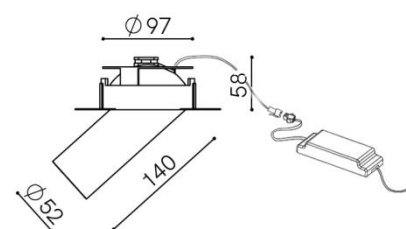
		Cup	
<i>Non DIM</i>			
3 062 02 27	2700K	1483lm	Zwart / Noir / Black
3 062 02 30	3000K	1574lm	Zwart / Noir / Black
3 062 10 27	2700K	1483lm	Wit / Blanc / White
3 062 10 30	3000K	1574lm	Wit / Blanc / White

<i>Triac DIM</i>			
3 062 03 27	2700K	1483lm	Zwart / Noir / Black
3 062 03 30	3000K	1574lm	Zwart / Noir / Black
3 062 11 27	2700K	1483lm	Wit / Blanc / White
3 062 11 30	3000K	1574lm	Wit / Blanc / White

<i>DALI DIM</i>			
3 062 04 27	2700K	1483lm	Zwart / Noir / Black
3 062 04 30	3000K	1574lm	Zwart / Noir / Black
3 062 12 27	2700K	1483lm	Wit / Blanc / White
3 062 12 30	3000K	1574lm	Wit / Blanc / White

Accessoires/Accessoires/Accessories

11 002 01	Binnenring goud / Anneau or / Cup gold
11 002 02	Binnenring wit / Anneau blanc / Cup white
11 011 01	Pleisterkit / Kit de plâtre / Plasterkit





### Trim 8 - black - 500mA

500mA	1 Led	19w	CE		IP20			Ra>90
-------	-------	-----	----	--	------	--	--	-------

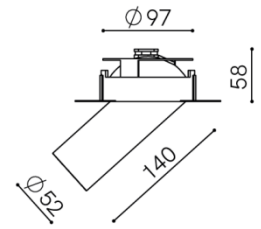
*Materiaal / Materiel / Material*

Zwart gelakt alu (structuurlak) / Alu laqué en noir (peinture texturée) / Black painted alu (texture paint)

			Cup
3 062 05 27	2700K	1483lm	Zwart / Noir / Black
3 062 05 30	3000K	1574lm	Zwart / Noir / Black
3 062 13 27	2700K	1483lm	Wit / Blanc / White
3 062 13 30	3000K	1574lm	Wit / Blanc / White

*Accessoires/Accessoires/Accessories*

11 002 01	Binnenring goud / Anneau or / Cup gold
11 002 02	Binnenring wit / Anneau blanc / Cup white
11 011 01	Pleisterkit / Kit de plâtre / Plasterkit



### Trim 8 - black - 230Vac

230Vac	1 Led	20w	CE		IP20			Ra>90
--------	-------	-----	----	--	------	--	--	-------

*Materiaal / Materiel / Material*

Zwart gelakt alu (structuurlak) / Alu laqué en noir (peinture texturée) / Black painted alu (texture paint)

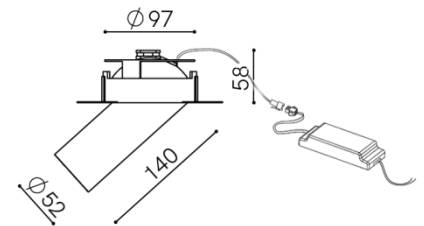
			Cup
<i>Non DIM</i>			
3 062 06 27	2700K	1483lm	Zwart / Noir / Black
3 062 06 30	3000K	1574lm	Zwart / Noir / Black
3 062 14 27	2700K	1483lm	Wit / Blanc / White
3 062 14 30	3000K	1574lm	Wit / Blanc / White

<i>Triac DIM</i>			
3 062 07 27	2700K	1483lm	Zwart / Noir / Black
3 062 07 30	3000K	1574lm	Zwart / Noir / Black
3 062 15 27	2700K	1483lm	Wit / Blanc / White
3 062 15 30	3000K	1574lm	Wit / Blanc / White

<i>DALI DIM</i>			
3 062 08 27	2700K	1483lm	Zwart / Noir / Black
3 062 08 30	3000K	1574lm	Zwart / Noir / Black
3 062 16 27	2700K	1483lm	Wit / Blanc / White
3 062 16 30	3000K	1574lm	Wit / Blanc / White

*Accessoires/Accessoires/Accessories*

11 002 01	Binnenring goud / Anneau or / Cup gold
11 002 02	Binnenring wit / Anneau blanc / Cup white
11 011 01	Pleisterkit / Kit de plâtre / Plasterkit





## Inbo 28

85-265Vac 1 Led 7w CE IP20 Ø45 Ra>90 AC-LED TECHNOLOGY

Wit gelakt alu (struct. lak) / Alu laqué en blanc (peint. tex.) / White painted alu (tex. paint)

3 050 01 ww 2700K 570lm Cup: Zwart / Noir / Black

3 050 01 xw 3000K 600lm Cup: Zwart / Noir / Black

Zwart gelakt alu (struct. lak) / Alu laqué en noir (peint. tex.) / Black painted alu (tex. paint)

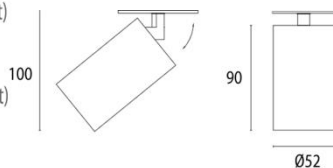
3 050 03 ww 2700K 570lm Cup: Zwart / Noir / Black

3 050 03 xw 3000K 600lm Cup: Zwart / Noir / Black

Accessoires/Accessoires/Accessories

11 003 01 Binnenring goud / Anneau or / Cup gold

11 003 02 Binnenring wit / Anneau blanc / Cup white



## Inbo 28 - 2 (Met bladveren / Avec ressorts / With leaf springs)

85-265Vac 1 Led 7w CE IP20 Ø45 Ra>90 AC-LED TECHNOLOGY

Wit gelakt alu (struct. lak) / Alu laqué en blanc (peint. tex.) / White painted alu (tex. paint)

3 050 05 ww 2700K 570lm Cup: Zwart/Noir/Black

3 050 05 xw 3000K 600lm Cup: Zwart/Noir/Black

Zwart gelakt alu (struct. lak) / Alu laqué en noir (peint. tex.) / Black painted alu (tex. paint)

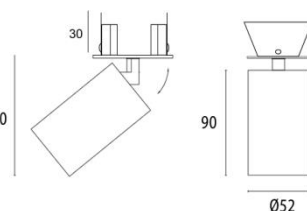
3 050 07 ww 2700K 570lm Cup: Zwart/Noir/Black


3 050 07 xw 3000K 600lm Cup: Zwart/Noir/Black

Accessoires/Accessoires/Accessories

11 003 01 Binnenring goud / Anneau or / Cup gold

11 003 02 Binnenring wit / Anneau blanc / Cup white



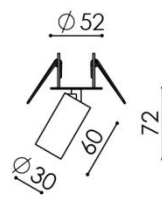


### Inbo 34 - white - 350mA

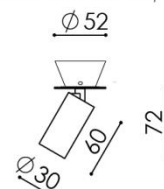
350mA	1 Led	6,3w	CE		IP20			Ra>90
-------	-------	------	----	--	------	--	--	-------

Materiaal / Materiel / Material

Wit gelakt alu (structuurlak) / Alu laqué en blanc (peinture texturée) / White painted alu (texture paint)



Bladveren / Ressorts / Leaf springs



3 063 10 27	2700K	395lm	
3 063 10 30	3000K	416lm	
3 063 12 27	2700K	395lm	Bladveren / Ressorts / Leaf springs
3 063 12 30	3000K	416lm	Bladveren / Ressorts / Leaf springs

Cup

Zwart / Noir / Black  
Zwart / Noir / Black  
Zwart / Noir / Black  
Zwart / Noir / Black

Accessoires/Accessoires/Accessories

11 004 01	Binnenring goud / Anneau or / Cup gold
11 004 02	Binnenring wit / Anneau blanc / Cup white

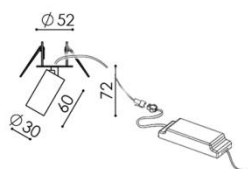


### Inbo 34 - white - 230Vac

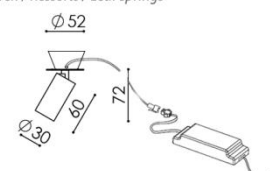
230Vac	1 Led	7w	CE		IP20			Ra>90
--------	-------	----	----	--	------	--	--	-------

Materiaal / Materiel / Material

Wit gelakt alu (structuurlak) / Alu laqué en blanc (peinture texturée) / White painted alu (texture paint)



Bladveren / Ressorts / Leaf springs



<i>Non DIM</i>			
3 063 02 27	2700K	395lm	
3 063 02 30	3000K	416lm	
3 063 13 27	2700K	395lm	Bladveren / Ressorts / Leaf springs
3 063 13 30	3000K	416lm	Bladveren / Ressorts / Leaf springs

Cup

Zwart / Noir / Black  
Zwart / Noir / Black  
Zwart / Noir / Black  
Zwart / Noir / Black

<i>Triac DIM</i>			
3 063 03 27	2700K	395lm	
3 063 03 30	3000K	416lm	
3 063 14 27	2700K	395lm	Bladveren / Ressorts / Leaf springs
3 063 14 30	3000K	416lm	Bladveren / Ressorts / Leaf springs


Zwart / Noir / Black  
Zwart / Noir / Black  
Zwart / Noir / Black  
Zwart / Noir / Black

<i>DALI DIM</i>			
3 063 04 27	2700K	395lm	
3 063 04 30	3000K	416lm	
3 063 15 27	2700K	395lm	Bladveren / Ressorts / Leaf springs
3 063 15 30	3000K	416lm	Bladveren / Ressorts / Leaf springs

Zwart / Noir / Black  
Zwart / Noir / Black  
Zwart / Noir / Black  
Zwart / Noir / Black

Accessoires/Accessoires/Accessories

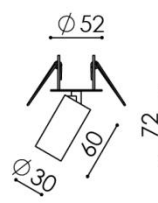
11 004 01	Binnenring goud / Anneau or / Cup gold
11 004 02	Binnenring wit / Anneau blanc / Cup white



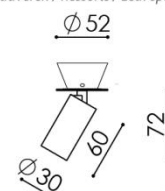
### Inbo 34 - black - 350mA

350mA	1 Led	6,3w	CE		IP20			Ra>90
-------	-------	------	----	--	------	--	--	-------

Materiaal / Materiel / Material  
 Zwart gelakt alu (structuurlak) / Alu laqué en noir (peinture texturée) /  
 Black painted alu (texture paint)



Bladveren / Ressorts / Leaf springs




3 063 09 27	2700K	395lm	
3 063 09 30	3000K	416lm	
3 063 11 27	2700K	395lm	Bladveren / Ressorts / Leaf springs
3 063 11 30	3000K	416lm	Bladveren / Ressorts / Leaf springs

Cup

Zwart / Noir / Black
Zwart / Noir / Black
Zwart / Noir / Black
Zwart / Noir / Black

Accessoires/Accessoires/Accessories

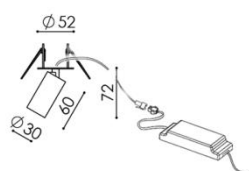
11 004 01	Binnenring goud / Anneau or / Cup gold
11 004 02	Binnenring wit / Anneau blanc / Cup white



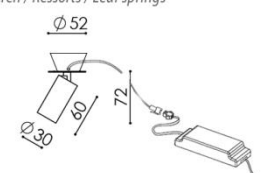
### Inbo 34 - black - 230Vac

230Vac	1 Led	7w	CE		IP20			Ra>90
--------	-------	----	----	--	------	--	--	-------

Materiaal / Materiel / Material  
 Zwart gelakt alu (structuurlak) / Alu laqué en noir (peinture texturée) /  
 Black painted alu (texture paint)



Bladveren / Ressorts / Leaf springs



Non DIM

3 063 06 27	2700K	395lm	
3 063 06 30	3000K	416lm	
3 063 16 27	2700K	395lm	Bladveren / Ressorts / Leaf springs
3 063 16 30	3000K	416lm	Bladveren / Ressorts / Leaf springs

Cup

Zwart / Noir / Black
Zwart / Noir / Black
Zwart / Noir / Black
Zwart / Noir / Black

Triac DIM

3 063 07 27	2700K	395lm	
3 063 07 30	3000K	416lm	
3 063 17 27	2700K	395lm	Bladveren / Ressorts / Leaf springs
3 063 17 30	3000K	416lm	Bladveren / Ressorts / Leaf springs

Zwart / Noir / Black
Zwart / Noir / Black
Zwart / Noir / Black
Zwart / Noir / Black


DALI DIM

3 063 08 27	2700K	395lm	
3 063 08 30	3000K	416lm	
3 063 18 27	2700K	395lm	Bladveren / Ressorts / Leaf springs
3 063 18 30	3000K	416lm	Bladveren / Ressorts / Leaf springs

Zwart / Noir / Black
Zwart / Noir / Black
Zwart / Noir / Black
Zwart / Noir / Black

Accessoires/Accessoires/Accessories

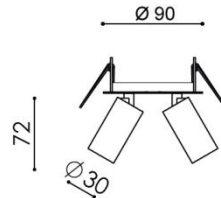
11 004 01	Binnenring goud / Anneau or / Cup gold
11 004 02	Binnenring wit / Anneau blanc / Cup white



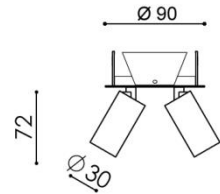
### Inbo 34 - twin - white - 350mA



*Materiaal / Materiel / Material*  
 Wit gelakt alu (structuurlak) / Alu laqué en blanc (peinture texturée) /  
 White painted alu (texture paint)



*Bladveren / Ressorts / Leaf springs*




3 063 20 27	2700K	790lm	
3 063 20 30	3000K	832lm	
3 063 21 27	2700K	790lm	Bladveren / Ressorts / Leaf springs
3 063 21 30	3000K	832lm	Bladveren / Ressorts / Leaf springs

*Cup*  
 Zwart / Noir / Black  
 Zwart / Noir / Black  
 Zwart / Noir / Black  
 Zwart / Noir / Black

*Accessoires/Accessoires/Accessories*

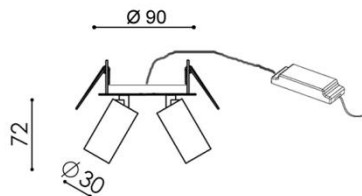
11 004 01	Binnenring goud / Anneau or / Cup gold
11 004 02	Binnenring wit / Anneau blanc / Cup white



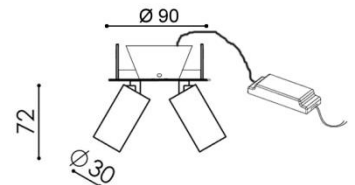
### Inbo 34 - twin - white - 230Vac



*Materiaal / Materiel / Material*  
 Wit gelakt alu (structuurlak) / Alu laqué en blanc (peinture texturée) / White painted  
 alu (texture paint)



*Bladveren / Ressorts / Leaf springs*



<i>Non DIM</i>			
3 063 22 27	2700K	790lm	
3 063 22 30	3000K	832lm	
3 063 23 27	2700K	790lm	Bladveren / Ressorts / Leaf springs
3 063 23 30	3000K	832lm	Bladveren / Ressorts / Leaf springs

*Cup*  
 Zwart / Noir / Black  
 Zwart / Noir / Black  
 Zwart / Noir / Black  
 Zwart / Noir / Black

<i>Triac DIM</i>			
3 063 24 27	2700K	790lm	
3 063 24 30	3000K	832lm	
3 063 25 27	2700K	790lm	Bladveren / Ressorts / Leaf springs
3 063 25 30	3000K	832lm	Bladveren / Ressorts / Leaf springs


Zwart / Noir / Black  
 Zwart / Noir / Black  
 Zwart / Noir / Black  
 Zwart / Noir / Black

<i>DALI DIM</i>			
3 063 26 27	2700K	790lm	
3 063 26 30	3000K	832lm	
3 063 27 27	2700K	790lm	Bladveren / Ressorts / Leaf springs
3 063 27 30	3000K	832lm	Bladveren / Ressorts / Leaf springs

Zwart / Noir / Black  
 Zwart / Noir / Black  
 Zwart / Noir / Black  
 Zwart / Noir / Black

*Accessoires/Accessoires/Accessories*

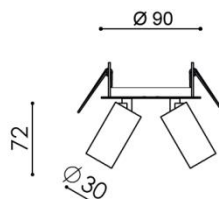
11 004 01	Binnenring goud / Anneau or / Cup gold
11 004 02	Binnenring wit / Anneau blanc / Cup white



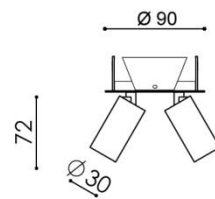
### Inbo 34 - twin - black - 350mA

350mA	2 Led	12,6w	CE		IP20			Ra>90
-------	-------	-------	----	--	------	--	--	-------

Materiaal / Materiel / Material  
 Zwart gelakt alu (structuurlak) / Alu laqué en noir (peinture texturée) /  
 Black painted alu (texture paint)



Bladveren / Ressorts / Leaf springs




3 063 28 27	2700K	790lm	
3 063 28 30	3000K	832lm	
3 063 29 27	2700K	790lm	Bladveren / Ressorts / Leaf springs
3 063 29 30	3000K	832lm	Bladveren / Ressorts / Leaf springs

Cup  
 Zwart / Noir / Black  
 Zwart / Noir / Black  
 Zwart / Noir / Black  
 Zwart / Noir / Black

Accessoires/Accessoires/Accessories

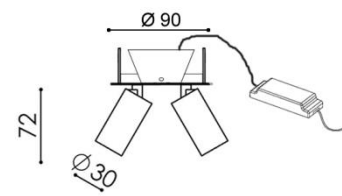
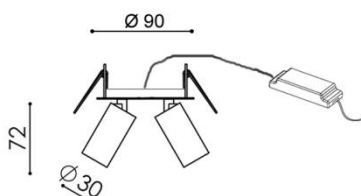
11 004 01	Binnenring goud / Anneau or / Cup gold
11 004 02	Binnenring wit / Anneau blanc / Cup white



### Inbo 34 - twin - black - 230Vac

230Vac	2 Led	14w	CE		IP20			Ra>90
--------	-------	-----	----	--	------	--	--	-------

Materiaal / Materiel / Material  
 Zwart gelakt alu (structuurlak) / Alu laqué en noir (peinture texturée) / Black painted  
 alu (texture paint)



<i>Non DIM</i>			
3 063 30 27	2700K	790lm	
3 063 30 30	3000K	832lm	
3 063 31 27	2700K	790lm	Bladveren / Ressorts / Leaf springs
3 063 31 30	3000K	832lm	Bladveren / Ressorts / Leaf springs

Cup  
 Zwart / Noir / Black  
 Zwart / Noir / Black  
 Zwart / Noir / Black  
 Zwart / Noir / Black

<i>Triac DIM</i>			
3 063 32 27	2700K	790lm	
3 063 32 30	3000K	832lm	
3 063 33 27	2700K	790lm	Bladveren / Ressorts / Leaf springs
3 063 33 30	3000K	832lm	Bladveren / Ressorts / Leaf springs


Zwart / Noir / Black  
 Zwart / Noir / Black  
 Zwart / Noir / Black  
 Zwart / Noir / Black

<i>DALI DIM</i>			
3 063 34 27	2700K	790lm	
3 063 34 30	3000K	832lm	
3 063 35 27	2700K	790lm	Bladveren / Ressorts / Leaf springs
3 063 35 30	3000K	832lm	Bladveren / Ressorts / Leaf springs

Zwart / Noir / Black  
 Zwart / Noir / Black  
 Zwart / Noir / Black  
 Zwart / Noir / Black

Accessoires/Accessoires/Accessories

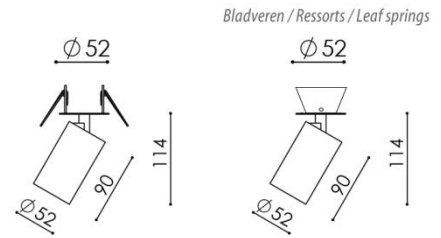
11 004 01	Binnenring goud / Anneau or / Cup gold
11 004 02	Binnenring wit / Anneau blanc / Cup white



### Inbo 35 - white - 350mA




*Materiaal / Materiel / Material*  
 Wit gelakt alu (structuurlak) / Alu laqué en blanc (peinture texturée) /  
 White painted alu (texture paint)



3 064 09 27	2700K	1114lm	
3 064 09 30	3000K	1168lm	
3 064 10 27	2700K	1114lm	Bladveren / Ressorts / Leaf springs
3 064 10 30	3000K	1168lm	Bladveren / Ressorts / Leaf springs

*Cup*  
 Zwart / Noir / Black  
 Zwart / Noir / Black  
 Zwart / Noir / Black  
 Zwart / Noir / Black

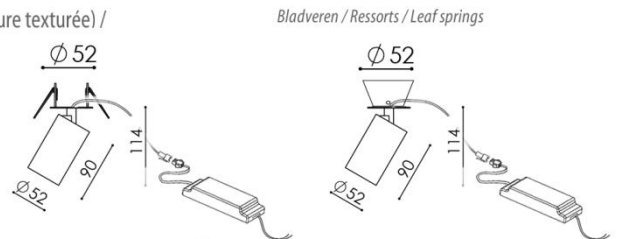
*Accessoires/Accessoires/Accessories*  
 11 002 01 Binnenring goud / Anneau or / Cup gold  
 11 002 02 Binnenring wit / Anneau blanc / Cup white



### Inbo 35 - white - 230Vac



*Materiaal / Materiel / Material*  
 Wit gelakt alu (structuurlak) / Alu laqué en blanc (peinture texturée) /  
 White painted alu (texture paint)



<i>Non DIM</i>			
3 064 11 27	2700K	1114lm	
3 064 11 30	3000K	1168lm	
3 064 12 27	2700K	1114lm	Bladveren / Ressorts / Leaf springs
3 064 12 30	3000K	1168lm	Bladveren / Ressorts / Leaf springs

*Cup*  
 Zwart / Noir / Black  
 Zwart / Noir / Black  
 Zwart / Noir / Black  
 Zwart / Noir / Black

<i>Triac DIM</i>			
3 064 13 27	2700K	1114lm	
3 064 13 30	3000K	1168lm	
3 064 14 27	2700K	1114lm	Bladveren / Ressorts / Leaf springs
3 064 14 30	3000K	1168lm	Bladveren / Ressorts / Leaf springs

Zwart / Noir / Black  
 Zwart / Noir / Black  
 Zwart / Noir / Black  
 Zwart / Noir / Black

<i>DALI DIM</i>			
3 064 15 27	2700K	1114lm	
3 064 15 30	3000K	1168lm	
3 064 16 27	2700K	1114lm	Bladveren / Ressorts / Leaf springs
3 064 16 30	3000K	1168lm	Bladveren / Ressorts / Leaf springs

Zwart / Noir / Black  
 Zwart / Noir / Black  
 Zwart / Noir / Black  
 Zwart / Noir / Black

*Accessoires/Accessoires/Accessories*  
 11 002 01 Binnenring goud / Anneau or / Cup gold  
 11 002 02 Binnenring wit / Anneau blanc / Cup white

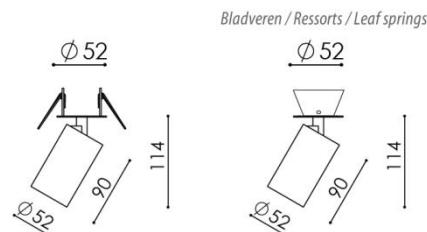


### Inbo 35 - black - 350mA



*Materiaal / Materiel / Material*

Zwart gelakt alu (structuurlak) / Alu laqué en noir (peinture texturée) / Black painted alu (texture paint)




3 064 17 27	2700K	1114lm	
3 064 17 30	3000K	1168lm	
3 064 18 27	2700K	1114lm	Bladveren / Ressorts / Leaf springs
3 064 18 30	3000K	1168lm	Bladveren / Ressorts / Leaf springs

<i>Cup</i>	Zwart / Noir / Black
	Zwart / Noir / Black
	Zwart / Noir / Black
	Zwart / Noir / Black

*Accessoires/Accessoires/Accessories*

11 002 01	Binnenring goud / Anneau or / Cup gold
11 002 02	Binnenring wit / Anneau blanc / Cup white

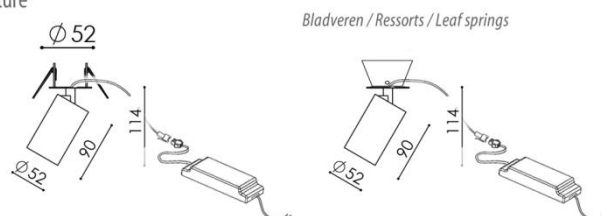


### Inbo 35 - black - 230Vac



*Materiaal / Materiel / Material*

Zwart gelakt alu (structuurlak) / Alu laqué en noir (peinture texturée) / Black painted alu (texture paint)



<i>Non DIM</i>			
3 064 19 27	2700K	1114lm	
3 064 19 30	3000K	1168lm	
3 064 20 27	2700K	1114lm	Bladveren / Ressorts / Leaf springs
3 064 20 30	3000K	1168lm	Bladveren / Ressorts / Leaf springs

<i>Cup</i>	Zwart / Noir / Black
	Zwart / Noir / Black
	Zwart / Noir / Black
	Zwart / Noir / Black

<i>Triac DIM</i>			
3 064 21 27	2700K	1114lm	
3 064 21 30	3000K	1168lm	
3 064 22 27	2700K	1114lm	Bladveren / Ressorts / Leaf springs
3 064 22 30	3000K	1168lm	Bladveren / Ressorts / Leaf springs

	Zwart / Noir / Black
	Zwart / Noir / Black
	Zwart / Noir / Black
	Zwart / Noir / Black

<i>DALI DIM</i>			
3 064 23 27	2700K	1114lm	
3 064 23 30	3000K	1168lm	
3 064 24 27	2700K	1114lm	Bladveren / Ressorts / Leaf springs
3 064 24 30	3000K	1168lm	Bladveren / Ressorts / Leaf springs

	Zwart / Noir / Black
	Zwart / Noir / Black
	Zwart / Noir / Black
	Zwart / Noir / Black

*Accessoires/Accessoires/Accessories*

11 002 01	Binnenring goud / Anneau or / Cup gold
11 002 02	Binnenring wit / Anneau blanc / Cup white



### Inbo 36 - white - 500mA

500mA	1 Led	19w	CE		IP20			Ra>90
-------	-------	-----	----	--	------	--	--	-------


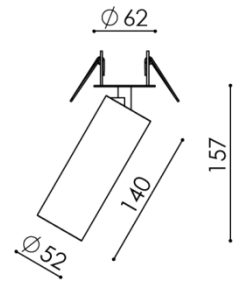
*Materiaal / Materiel / Material*

Wit gelakt alu (structuurlak) / Alu laqué en blanc (peinture texturée) / White painted alu (texture paint)

			<i>Cup</i>
3 065 01 27	2700K	1481lm	Zwart / Noir / Black
3 065 01 30	3000K	1573lm	Zwart / Noir / Black

*Accessoires/Accessoires/Accessories*

11 002 01	Binnenring goud / Anneau or / Cup gold
11 002 02	Binnenring wit / Anneau blanc / Cup white



### Inbo 36 - white - 230Vac

230Vac	1 Led	20w	CE		IP20			Ra>90
--------	-------	-----	----	--	------	--	--	-------

*Materiaal / Materiel / Material*

Wit gelakt alu (structuurlak) / Alu laqué en blanc (peinture texturée) / White painted alu (texture paint)

			<i>Cup</i>
3 065 02 27	2700K	1481lm	Zwart / Noir / Black
3 065 02 30	3000K	1573lm	Zwart / Noir / Black

*Triac DIM*

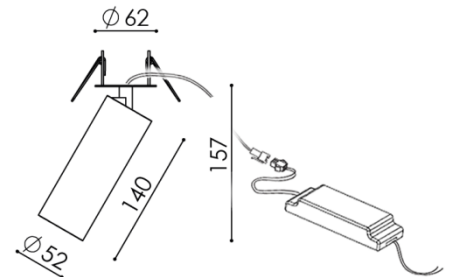
3 065 03 27	2700K	1481lm	Zwart / Noir / Black
3 065 03 30	3000K	1573lm	Zwart / Noir / Black

*DALI DIM*

3 065 04 27	2700K	1481lm	Zwart / Noir / Black
3 065 04 30	3000K	1573lm	Zwart / Noir / Black

*Accessoires/Accessoires/Accessories*

11 002 01	Binnenring goud / Anneau or / Cup gold
11 002 02	Binnenring wit / Anneau blanc / Cup white





### Inbo 36 - black - 500mA

500mA	1 Led	19w	CE		IP20			Ra>90
-------	-------	-----	----	--	------	--	--	-------


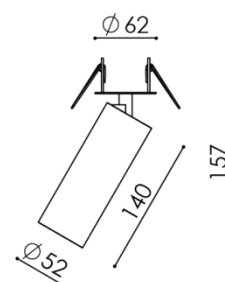
*Materiaal / Materiel / Material*

Zwart gelakt alu (structuurlak) / Alu laqué en noir (peinture texturée) / Black painted alu (texture paint)

			<i>Cup</i>
3 065 05 27	2700K	1481lm	Zwart / Noir / Black
3 065 05 30	3000K	1573lm	Zwart / Noir / Black

*Accessoires/Accessoires/Accessories*

11 002 01	Binnenring goud / Anneau or / Cup gold
11 002 02	Binnenring wit / Anneau blanc / Cup white



### Inbo 36 - black - 230Vac

230Vac	1 Led	20w	CE		IP20			Ra>90
--------	-------	-----	----	--	------	--	--	-------

*Materiaal / Materiel / Material*

Zwart gelakt alu (structuurlak) / Alu laqué en noir (peinture texturée) / Black painted alu (texture paint)

			<i>Cup</i>
3 065 06 27	2700K	1481lm	Zwart / Noir / Black
3 065 06 30	3000K	1573lm	Zwart / Noir / Black

*Triac DIM*

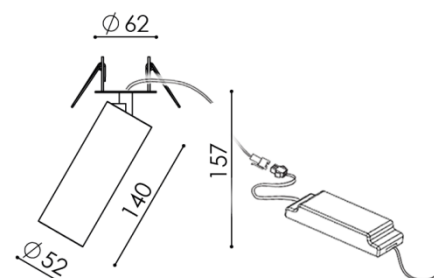
3 065 07 27	2700K	1481lm	Zwart / Noir / Black
3 065 07 30	3000K	1573lm	Zwart / Noir / Black


*DALI DIM*

3 065 08 27	2700K	1481lm	Zwart / Noir / Black
3 065 08 30	3000K	1573lm	Zwart / Noir / Black

*Accessoires/Accessoires/Accessories*

11 002 01	Binnenring goud / Anneau or / Cup gold
11 002 02	Binnenring wit / Anneau blanc / Cup white





### Inbo 37 - white - 700mA




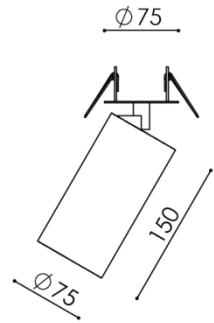
*Materiaal / Matériel / Material*

Wit gelakt alu (structuurlak) / Alu laqué en blanc (peinture texturée) / White painted alu (texture paint)

			<i>Cup</i>
3 066 01 27	2700K	2437lm	Zwart / Noir / Black
3 066 01 30	3000K	2550lm	Zwart / Noir / Black

*Accessoires/Accessoires/Accessories*

11 005 01	Binnenring goud / Anneau or / Cup gold
11 005 02	Binnenring wit / Anneau blanc / Cup white



### Inbo 37 - white - 230Vac



*Materiaal / Matériel / Material*

Wit gelakt alu (structuurlak) / Alu laqué en blanc (peinture texturée) / White painted alu (texture paint)

			<i>Cup</i>
3 066 02 27	2700K	2437lm	Zwart / Noir / Black
3 066 02 30	3000K	2550lm	Zwart / Noir / Black

*Triac DIM*

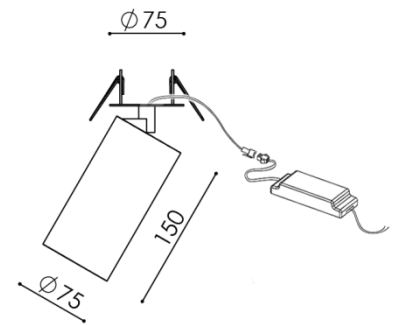
3 066 03 27	2700K	2437lm	Zwart / Noir / Black
3 066 03 30	3000K	2550lm	Zwart / Noir / Black

*DALI DIM*

3 066 04 27	2700K	2437lm	Zwart / Noir / Black
3 066 04 30	3000K	2550lm	Zwart / Noir / Black

*Accessoires/Accessoires/Accessories*

11 005 01	Binnenring goud / Anneau or / Cup gold
11 005 02	Binnenring wit / Anneau blanc / Cup white





### Inbo 37 - black - 700mA

700mA	1 Led	26,6w	CE		IP20			Ra>90
-------	-------	-------	----	--	------	--	--	-------

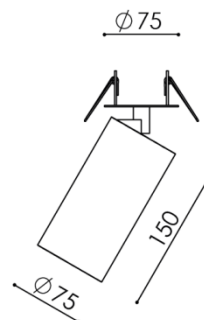
*Materiaal / Matériel / Material*

Zwart gelakt alu (structuurlak) / Alu laqué en noir (peinture texturée) / Black painted alu (texture paint)

			<i>Cup</i>
3 066 05 27	2700K	2437lm	Zwart / Noir / Black
3 066 05 30	3000K	2550lm	Zwart / Noir / Black

*Accessoires/Accessoires/Accessories*

11 005 01	Binnenring goud / Anneau or / Cup gold
11 005 02	Binnenring wit / Anneau blanc / Cup white



### Inbo 37 - black - 230Vac

230Vac	1 Led	29w	CE		IP20			Ra>90
--------	-------	-----	----	--	------	--	--	-------

*Materiaal / Matériel / Material*

Zwart gelakt alu (structuurlak) / Alu laqué en noir (peinture texturée) / Black painted alu (texture paint)

			<i>Cup</i>
3 066 06 27	2700K	2437lm	Zwart / Noir / Black
3 066 06 30	3000K	2550lm	Zwart / Noir / Black

*Triac DIM*

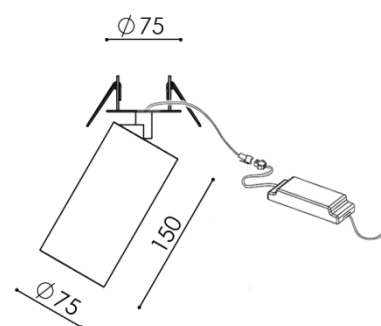
3 066 07 27	2700K	2437lm	Zwart / Noir / Black
3 066 07 30	3000K	2550lm	Zwart / Noir / Black


*DALI DIM*

3 066 08 27	2700K	2437lm	Zwart / Noir / Black
3 066 08 30	3000K	2550lm	Zwart / Noir / Black

*Accessoires/Accessoires/Accessories*

11 005 01	Binnenring goud / Anneau or / Cup gold
11 005 02	Binnenring wit / Anneau blanc / Cup white





### Inbo 39 - white - 350mA




*Materiaal / Materiel / Material*  
 Wit gelakt alu (structuurlak) + PC / Alu laqué en blanc (peinture texturée) + PC / White painted alu (texture paint) + PC



*Bladveren / Ressorts / Leaf springs*



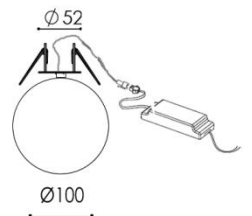
3 069 01 27	2700K	320lm	
3 069 01 30	3000K	340lm	
3 069 02 27	2700K	320lm	Bladveren / Ressorts / Leaf springs
3 069 02 30	3000K	340lm	Bladveren / Ressorts / Leaf springs



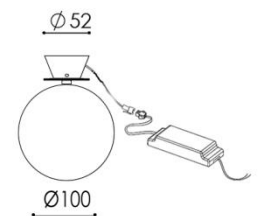
### Inbo 39 - white - 230Vac




*Materiaal / Materiel / Material*  
 Wit gelakt alu (structuurlak) + PC / Alu laqué en blanc (peinture texturée) + PC / White painted alu (texture paint) + PC



*Bladveren / Ressorts / Leaf springs*



<i>Non DIM</i>			
3 069 03 27	2700K	320lm	
3 069 03 30	3000K	340lm	
3 069 04 27	2700K	320lm	Bladveren / Ressorts / Leaf springs
3 069 04 30	3000K	340lm	Bladveren / Ressorts / Leaf springs
<i>Triac DIM</i>			
3 069 05 27	2700K	320lm	
3 069 05 30	3000K	340lm	
3 069 06 27	2700K	320lm	Bladveren / Ressorts / Leaf springs
3 069 06 30	3000K	340lm	Bladveren / Ressorts / Leaf springs
<i>DALI DIM</i>			
3 069 07 27	2700K	320lm	
3 069 07 30	3000K	340lm	
3 069 08 27	2700K	320lm	Bladveren / Ressorts / Leaf springs
3 069 08 30	3000K	340lm	Bladveren / Ressorts / Leaf springs



### Inbo 39 - black - 350mA

350mA	1 Led	4,5w	CE		IP20			Ra>90
-------	-------	------	----	--	------	--	--	-------


*Materiaal / Materiel / Material*  
 Zwart gelakt alu (structuurlak) + PC / Alu laqué en noir (peinture texturée) + PC /  
 Black painted alu (texture paint) + PC



*Bladveren / Ressorts / Leaf springs*



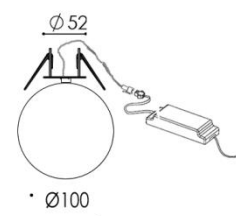
3 069 09 27	2700K	395lm	
3 069 09 30	3000K	416lm	
3 069 10 27	2700K	395lm	Bladveren / Ressorts / Leaf springs
3 069 10 30	3000K	416lm	Bladveren / Ressorts / Leaf springs



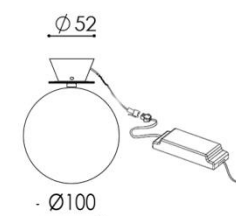
### Inbo 39 - black - 230Vac

230Vac	1 Led	5w	CE		IP20			Ra>90
--------	-------	----	----	--	------	--	--	-------


*Materiaal / Materiel / Material*  
 Zwart gelakt alu (structuurlak) + PC / Alu laqué en noir (peinture  
 texturée) + PC / Black painted alu (texture paint) + PC



*Bladveren / Ressorts / Leaf springs*



<i>Non DIM</i>			
3 069 11 27	2700K	395lm	
3 069 11 30	3000K	416lm	
3 069 12 27	2700K	395lm	Bladveren / Ressorts / Leaf springs
3 069 12 30	3000K	416lm	Bladveren / Ressorts / Leaf springs
<i>Triac DIM</i>			
3 069 13 27	2700K	395lm	
3 069 13 30	3000K	416lm	
3 069 14 27	2700K	395lm	Bladveren / Ressorts / Leaf springs
3 069 14 30	3000K	416lm	Bladveren / Ressorts / Leaf springs
<i>DALI DIM</i>			
3 069 15 27	2700K	395lm	
3 069 15 30	3000K	416lm	
3 069 16 27	2700K	395lm	Bladveren / Ressorts / Leaf springs
3 069 16 30	3000K	416lm	Bladveren / Ressorts / Leaf springs



### Inbo 40 - white - 350mA

350mA	1 Led	6,3w	CE		IP20			Ra>90
-------	-------	------	----	--	------	--	--	-------

*Materiaal / Materiel / Material*


Wit gelakt alu (structuurlak) + PC / Alu laqué en blanc (peinture texturée) + PC / White painted alu (texture paint) + PC



*Bladveren / Ressorts / Leaf springs*



3 070 01 27	2700K	425lm	
3 070 01 30	3000K	452lm	
3 070 02 27	2700K	425lm	Bladveren / Ressorts / Leaf springs
3 070 02 30	3000K	452lm	Bladveren / Ressorts / Leaf springs

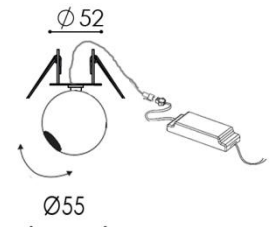


### Inbo 40 - white - 230Vac

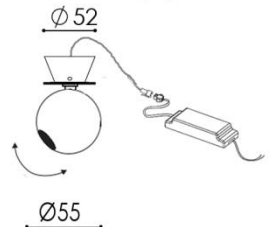
230Vac	1 Led	7w	CE		IP20			Ra>90
--------	-------	----	----	--	------	--	--	-------

*Materiaal / Materiel / Material*

Wit gelakt alu (structuurlak) + PC / Alu laqué en blanc (peinture texturée) + PC / White painted alu (texture paint) + PC



*Bladveren / Ressorts / Leaf springs*



<i>Non DIM</i>			
3 070 03 27	2700K	425lm	
3 070 03 30	3000K	452lm	
3 070 04 27	2700K	425lm	Bladveren / Ressorts / Leaf springs
3 070 04 30	3000K	452lm	Bladveren / Ressorts / Leaf springs
<i>Triac DIM</i>			
3 070 05 27	2700K	425lm	
3 070 05 30	3000K	452lm	
3 070 06 27	2700K	425lm	Bladveren / Ressorts / Leaf springs
3 070 06 30	3000K	452lm	Bladveren / Ressorts / Leaf springs
<i>DALI DIM</i>			
3 070 07 27	2700K	425lm	
3 070 07 30	3000K	452lm	
3 070 08 27	2700K	425lm	Bladveren / Ressorts / Leaf springs
3 070 08 30	3000K	452lm	Bladveren / Ressorts / Leaf springs



### Inbo 40 - black - 350mA

350mA	1 Led	6,3w	CE		IP20			Ra>90
-------	-------	------	----	--	------	--	--	-------

*Materiaal / Materiel / Material*  
 Zwart gelakt alu (structuurlak) + PC / Alu laqué en noir (peinture texturée) + PC / Black painted alu (texture paint) + PC



Bladveren / Ressorts / Leaf springs



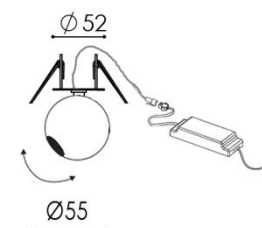
3 070 09 27	2700K	425lm	
3 070 09 30	3000K	452lm	
3 070 10 27	2700K	425lm	Bladveren / Ressorts / Leaf springs
3 070 10 30	3000K	452lm	Bladveren / Ressorts / Leaf springs



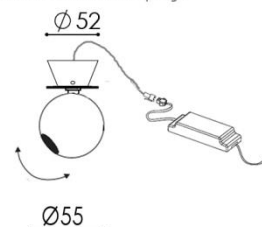
### Inbo 40 - black - 230Vac

230Vac	1 Led	7w	CE		IP20			Ra>90
--------	-------	----	----	--	------	--	--	-------

*Materiaal / Materiel / Material*  
 Zwart gelakt alu (structuurlak) + PC / Alu laqué en noir (peinture texturée) + PC / Black painted alu (texture paint) + PC



Bladveren / Ressorts / Leaf springs



<i>Non DIM</i>			
3 070 11 27	2700K	425lm	
3 070 11 30	3000K	452lm	
3 070 12 27	2700K	425lm	Bladveren / Ressorts / Leaf springs
3 070 12 30	3000K	452lm	Bladveren / Ressorts / Leaf springs
<i>Triac DIM</i>			
3 070 13 27	2700K	425lm	
3 070 13 30	3000K	452lm	
3 070 14 27	2700K	425lm	Bladveren / Ressorts / Leaf springs
3 070 14 30	3000K	452lm	Bladveren / Ressorts / Leaf springs
<i>DALI DIM</i>			
3 070 15 27	2700K	425lm	
3 070 15 30	3000K	452lm	
3 070 16 27	2700K	425lm	Bladveren / Ressorts / Leaf springs
3 070 16 30	3000K	452lm	Bladveren / Ressorts / Leaf springs



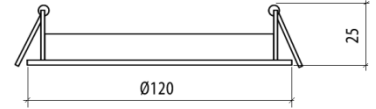
### Pano 1 c - Ø120



*Materiaal / Matériel / Material*

Wit gelakt alu + PMMA / Alu laqué en blanc + PMMA / White painted alu + PMMA

3 018 01 nw 4000K 390lm  
3 018 01 ww 3000K 355lm




### Pano 2 c - Ø145



*Materiaal / Matériel / Material*

Wit gelakt alu + PMMA / Alu laqué en blanc + PMMA / White painted alu + PMMA

3 019 01 nw 4000K 650lm  
3 019 01 ww 3000K 590lm




### Pano 3 c - Ø225



*Materiaal / Matériel / Material*

Wit gelakt alu + PMMA / Alu laqué en blanc + PMMA / White painted alu + PMMA

3 020 01 nw 4000K 1400lm  
3 020 01 ww 3000K 1280lm





### Pano up 1 c - Ø75

220-240Vac	30 Led	6w	CE		IP66	Ø55
------------	--------	----	----	--	------	-----

Materiaal / Materiel / Material  
PC

3 038 01 nw	4000K	450lm
3 038 01 xw	3000K	422lm



### Pano up 2 c - Ø155

220-240Vac	40 Led	15w	CE		IP66	Ø135
------------	--------	-----	----	--	------	------

Materiaal / Materiel / Material  
PC

3 039 01 nw	4000K	1230lm
3 039 01 xw	3000K	1177lm



### Pano up 3c - Ø215

220-240Vac	90 Led	30w	CE		IP66	Ø195
------------	--------	-----	----	--	------	------

Materiaal / Materiel / Material  
PC

3 040 01 nw	4000K	2430lm
3 040 01 xw	3000K	2229lm






### Pano 2 s - 110x110

85-265Vac	30 Led	6w	CE		IP20		90x90
-----------	--------	----	----	--	------	--	-------

*Materiaal / Materiel / Material*  
 Wit gelakt alu + PMMA / Alu laqué en blanc + PMMA / White painted alu + PMMA

3 026 01 nw	4000K	420lm
3 026 01 ww	3000K	390lm




### Pano 3 s - 160x160

85-265Vac	60 Led	12w	CE		IP20		140x140
-----------	--------	-----	----	--	------	--	---------

*Materiaal / Materiel / Material*  
 Wit gelakt alu + PMMA / Alu laqué en blanc + PMMA / White painted alu + PMMA

3 027 01 nw	4000K	840lm
3 027 01 ww	3000K	780lm




### Pano 4 s - 200 x 200

85-265Vac	90 Led	15w	CE		IP20		180x180
-----------	--------	-----	----	--	------	--	---------

*Materiaal / Materiel / Material*  
 Wit gelakt alu + PMMA / Alu laqué en blanc + PMMA / White painted alu + PMMA

3 028 01 nw	4000K	1260lm
3 028 01 ww	3000K	1110lm





### Pano up 1 s - 75x75

220-240Vac	30 Led	6w	CE		IP66	Ø55
------------	--------	----	----	--	------	-----

Materiaal / Materiel / Material  
PC

3 041 01 nw	4000K	450lm
3 041 01 xw	3000K	422lm



### Pano up 2 s - 155x155

220-240Vac	40 Led	15w	CE		IP66	Ø135
------------	--------	-----	----	--	------	------

Materiaal / Materiel / Material  
PC

3 042 01 nw	4000K	1230lm
3 042 01 xw	3000K	1177lm




### Pano up 3 s - 215x215

220-240Vac	90 Led	30w	CE		IP66	Ø195
------------	--------	-----	----	--	------	------

Materiaal / Materiel / Material  
PC

3 043 01 nw	4000K	2430lm
3 043 01 xw	3000K	2229lm






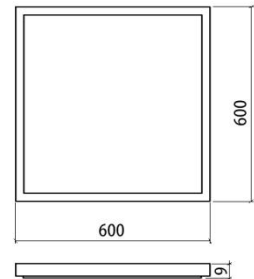
### Pano 1 s - 600x600

85- 265Vac	120 Led	36w	CE		IP20
---------------	------------	-----	----	--	------

*Materiaal / Matériel / Material*  
Wit gelakt alu + PMMA / Alu laqué en blanc + PMMA /  
White painted alu + PMMA

*Dimbare drivers mogelijk / Alimentations dimmable  
possible / Optional dimmable power supplies*

3 021 01 nw	4000K	4320lm
3 021 01 ww	3000K	4100lm



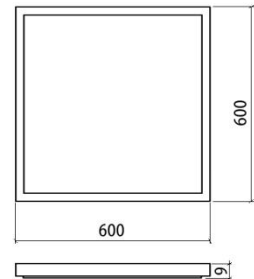
### Pano 1 s - 600x600 - UGR<19


85- 265Vac	120 Led	36w	CE		IP20
---------------	------------	-----	----	--	------

*Materiaal / Matériel / Material*  
Wit gelakt alu + PMMA / Alu laqué en blanc + PMMA /  
White painted alu + PMMA

*Dimbare drivers mogelijk / Alimentations dimmable  
possible / Optional dimmable power supplies*

3 021 03 nw	4000K	4220lm
3 021 03 ww	3000K	4000lm






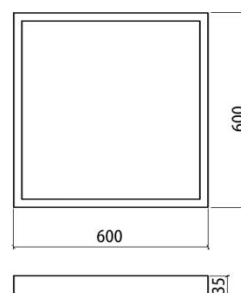
### Pano 1 s - backlit - 600x600

85-265Vac	120 Led	28w	CE		IP20
-----------	---------	-----	----	--	------

*Materiaal / Materiel / Material*  
Wit gelakt alu + PMMA / Alu laqué en blanc + PMMA / White painted alu + PMMA

*Dimbare drivers mogelijk / Alimentations dimmable possible / Optional dimmable power supplies*

3 021 04 30	3000K	4320lm
3 021 04 40	4000K	4100lm




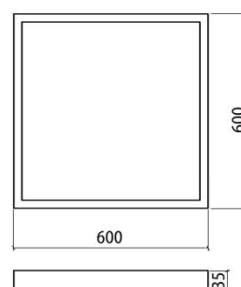
### Pano 1 s - backlit - 600x600 - UGR<19

85-265Vac	120 Led	36w	CE		IP20
-----------	---------	-----	----	--	------

*Materiaal / Materiel / Material*  
Wit gelakt alu + PMMA / Alu laqué en blanc + PMMA / White painted alu + PMMA

*Dimbare drivers mogelijk / Alimentations dimmable possible / Optional dimmable power supplies*

3 021 05 nw	3000K	4220lm
3 021 05 ww	4000K	4000lm





### Pano 2 r - 300x1200

85-265Vac	120 led	36w	CE		IP20
-----------	---------	-----	----	--	------

*Materiaal / Materiel / Material*  
Wit gelakt alu + PMMA / Alu laqué en blanc + PMMA / White painted alu + PMMA

*Dimbare drivers mogelijk / Alimentations dimmable possible / Optional dimmable power supplies*

3 029 01 nw	4000K	4320lm
3 029 01 ww	3000K	4100lm




### Pano 2 r - 300x1200 - UGR<19


85-265Vac	120 led	36w	CE		IP20
-----------	---------	-----	----	--	------

*Materiaal / Materiel / Material*  
Wit gelakt alu + PMMA / Alu laqué en blanc + PMMA / White painted alu + PMMA

*Dimbare drivers mogelijk / Alimentations dimmable possible / Optional dimmable power supplies*

3 029 02 30	3000K	4000lm
3 029 02 40	4000K	4220lm







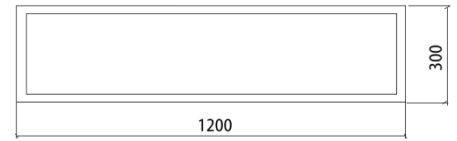
### Pano 2 r - backlit - 300x1200

85-265Vac	120 led	28w	CE		IP20
-----------	---------	-----	----	--	------

*Materiaal / Materiel / Material*  
 Wit gelakt alu + PMMA / Alu laqué en blanc + PMMA /  
 White painted alu + PMMA

*Dimbare drivers mogelijk / Alimentations dimmable possible / Optional dimmable power supplies*

3 029 03 30	3000K	4100lm
3 029 03 40	4000K	4320lm



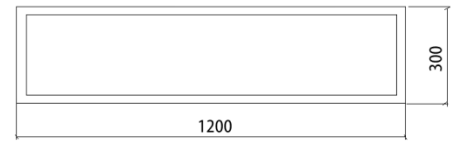
### Pano 2 r - backlit - 300x1200 - UGR<19

85-265Vac	120 led	36w	CE		IP20
-----------	---------	-----	----	--	------

*Materiaal / Materiel / Material*  
 Wit gelakt alu + PMMA / Alu laqué en blanc + PMMA /  
 White painted alu + PMMA

*Dimbare drivers mogelijk / Alimentations dimmable possible / Optional dimmable power supplies*

3 029 04 30	3000K	4000lm
3 029 04 40	4000K	4220lm




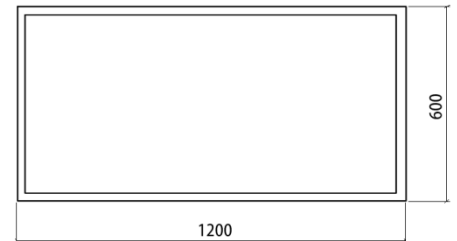
### Pano 1 r - 600x1200

85-265Vac	240 led	60w	CE		IP20
-----------	---------	-----	----	--	------

*Materiaal / Materiel / Material*  
 Wit gelakt alu + PMMA / Alu laqué en blanc + PMMA /  
 White painted alu + PMMA

*Dimbare drivers mogelijk / Alimentations dimmable possible / Optional dimmable power supplies*

3 022 01 nw	4000K	7200lm
3 022 01 ww	3000K	6800lm



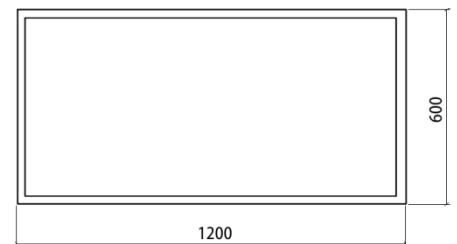
### Pano 1 r - backlit - 600x1200

85-265Vac	240 led	60w	CE		IP20
-----------	---------	-----	----	--	------

*Materiaal / Materiel / Material*  
 Wit gelakt alu + PMMA / Alu laqué en blanc + PMMA /  
 White painted alu + PMMA

*Dimbare drivers mogelijk / Alimentations dimmable possible / Optional dimmable power supplies*

3 022 02 30	3000K	6800lm
3 022 02 40	4000K	7200lm





## Pendel set pano s & r

4 x kabel 100cm + bevestiging / 4x cable 100cm + fixation

3 021 10



## Mounting frame

Wand- of plafondbevestiging / Système de montage au mur ou plafond /  
Wall or ceiling fixation

3 021 11 Mounting frame Pano 1 s - 600x600  
3 022 11 Mounting frame Pano 1 r - 1200x600  
3 029 11 Mounting frame Pano 2 r - 1200x300




## Mounting frame - backlit

Wand- of plafondbevestiging / Système de montage au mur ou plafond /  
Wall or ceiling fixation

3 021 12 Mounting frame Pano 1 s - backlit - 600x600  
3 022 12 Mounting frame Pano 1 r - backlit - 1200x600  
3 029 12 Mounting frame Pano 2 r - backlit - 1200x300

TAILOR ROOM



# Shop Lighting

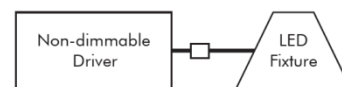


## Standaard / Standard :

- RA>90
- Niet dimbaar / Non dimmable
- Lumen output +/- 130lm/w

## Op aanvraag / Sur demande / On request :

- Dimbaar / Dimmable
- Fashion modules
- Food modules

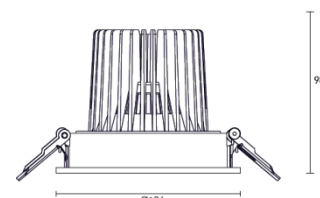


## Shoppo 1

85-265Vac	1 Led	17w 26w	CE		IP20			
-----------	-------	------------	----	--	------	--	--	--

Materiaal / Materiel / Material  
Gelakt alu / Alu laqué / Painted alu

3 030 01 nw	4000K	Wit / Blanc / White	17w	2400lm
3 030 01 ww	3000K	Wit / Blanc / White	17w	2200lm
3 030 02 nw	4000K	Zwart / Noir / Black	17w	2400lm
3 030 02 ww	3000K	Zwart / Noir / Black	17w	2200lm
3 030 03 nw	4000K	Wit / Blanc / White	26w	3600lm
3 030 03 ww	3000K	Wit / Blanc / White	26w	3350lm
3 030 04 nw	4000K	Zwart / Noir / Black	26w	3600lm
3 030 04 ww	3000K	Zwart / Noir / Black	26w	3350lm

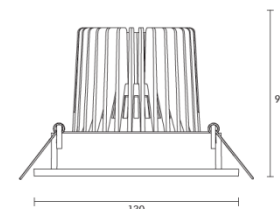


## Shoppo 4

85-265Vac	1 Led	17w 26w	CE		IP20			
-----------	-------	------------	----	--	------	--	--	--

Materiaal / Materiel / Material  
Gelakt alu / Alu laqué / Painted alu

3 046 01 nw	4000K	Wit / Blanc / White	17w	2400lm
3 046 01 ww	3000K	Wit / Blanc / White	17w	2200lm
3 046 02 nw	4000K	Zwart / Noir / Black	17w	2400lm
3 046 02 ww	3000K	Zwart / Noir / Black	17w	2200lm
3 046 03 nw	4000K	Wit / Blanc / White	26w	3600lm
3 046 03 ww	3000K	Wit / Blanc / White	26w	3350lm
3 046 04 nw	4000K	Zwart / Noir / Black	26w	3600lm
3 046 04 ww	3000K	Zwart / Noir / Black	26w	3350lm

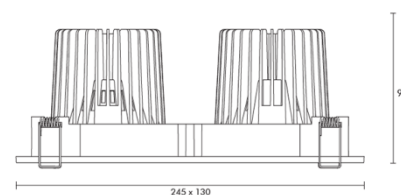


## Shoppo 5

85-265Vac	2 Led	34w 52w	CE		IP20			
-----------	-------	------------	----	--	------	--	--	--

Materiaal / Materiel / Material  
Gelakt alu / Alu laqué / Painted alu

3 047 01 nw	4000K	Wit / Blanc / White	34w	4800lm
3 047 01 ww	3000K	Wit / Blanc / White	34w	4400lm
3 047 02 nw	4000K	Zwart / Noir / Black	34w	4800lm
3 047 02 ww	3000K	Zwart / Noir / Black	34w	4400lm
3 047 03 nw	4000K	Wit / Blanc / White	52w	7200lm
3 047 03 ww	3000K	Wit / Blanc / White	52w	7700lm
3 047 04 nw	4000K	Zwart / Noir / Black	52w	7200lm
3 047 04 ww	3000K	Zwart / Noir / Black	52w	7700lm



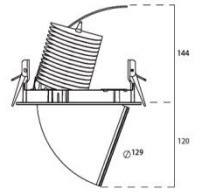
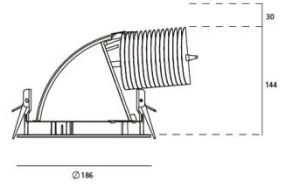


## Shoppo 2



*Materiaal / Materiel / Material*  
Wit gelakt alu / Alu laqué en blanc /  
White painted alu

3 031 01 nw	4000K	17w	2400lm
3 031 01 ww	3000K	17w	2200lm
3 031 02 nw	4000K	26w	3600lm
3 031 02 ww	3000K	26w	3350lm
3 031 03 nw	4000K	42w	5450lm
3 031 03 ww	3000K	42w	5100lm


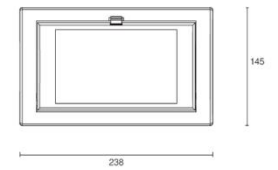


## Shoppo 3



*Materiaal / Materiel / Material*  
Gelakt alu / Alu laqué / Painted alu

3 032 01 nw	4000K	3600lm	Wit / Blanc / White
3 032 01 ww	3000K	3350lm	Wit / Blanc / White
3 032 02 nw	4000K	3600lm	Grijs / Gris / Grey
3 032 02 ww	3000K	3350lm	Grijs / Gris / Grey

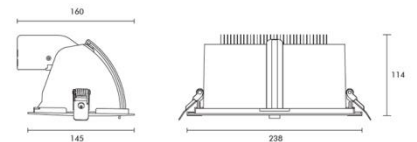


## Shoppo 6

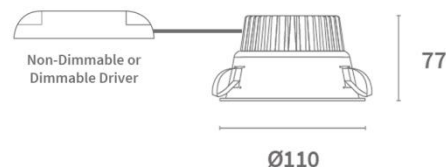


*Materiaal / Materiel / Material*  
Gelakt alu / Alu laqué / Painted alu

3 048 01 nw	4000K	5450lm	Wit / Blanc / White
3 048 01 ww	3000K	5100lm	Wit / Blanc / White
3 048 02 nw	4000K	5450lm	Grijs / Gris / Grey
3 048 02 ww	3000K	5100lm	Grijs / Gris / Grey
3 048 03 nw	4000K	5450lm	Zwart / Noir / Black
3 048 03 ww	3000K	5100lm	Zwart / Noir / Black



# Inbo 30 - Ø110



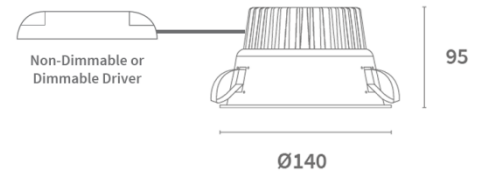
Materiaal / Matériel / Material  
 Wit gelakt alu (structuurlak) / Alu laqué en blanc (peinture texturée) / White painted alu (texture paint)

		P				Reflector / Réflecteur / Reflector	
3 052 01 nw	4000K	9w	771lm			Hoogglans / Haute brillance / Gloss	
3 052 01 xw	3000K	9w	740lm			Hoogglans / Haute brillance / Gloss	
3 052 02 nw	4000K	9w	771lm	Dali DIM		Hoogglans / Haute brillance / Gloss	
3 052 02 xw	3000K	9w	740lm	Dali DIM		Hoogglans / Haute brillance / Gloss	
3 052 03 nw	4000K	9w	771lm			Mat / Mat / Matt	
3 052 03 xw	3000K	9w	740lm			Mat / Mat / Matt	
3 052 04 nw	4000K	9w	771lm	Dali DIM		Mat / Mat / Matt	
3 052 04 xw	3000K	9w	740lm	Dali DIM		Mat / Mat / Matt	
3 052 05 nw	4000K	9w	771lm			Wit / Blanc / White	
3 052 05 xw	3000K	9w	740lm			Wit / Blanc / White	
3 052 06 nw	4000K	9w	771lm	Dali DIM		Wit / Blanc / White	
3 052 06 xw	3000K	9w	740lm	Dali DIM		Wit / Blanc / White	
3 052 07 nw	4000K	14w	1237lm			Hoogglans / Haute brillance / Gloss	
3 052 07 xw	3000K	14w	1194lm			Hoogglans / Haute brillance / Gloss	
3 052 08 nw	4000K	14w	1237lm	Dali DIM		Hoogglans / Haute brillance / Gloss	
3 052 08 xw	3000K	14w	1194lm	Dali DIM		Hoogglans / Haute brillance / Gloss	
3 052 09 nw	4000K	14w	1237lm			Mat / Mat / Matt	
3 052 09 xw	3000K	14w	1194lm			Mat / Mat / Matt	
3 052 10 nw	4000K	14w	1237lm	Dali DIM		Mat / Mat / Matt	
3 052 10 xw	3000K	14w	1194lm	Dali DIM		Mat / Mat / Matt	
3 052 11 nw	4000K	14w	1237lm			Wit / Blanc / White	
3 052 11 xw	3000K	14w	1194lm			Wit / Blanc / White	
3 052 12 nw	4000K	14w	1237lm	Dali DIM		Wit / Blanc / White	
3 052 12 xw	3000K	14w	1194lm	Dali DIM		Wit / Blanc / White	
3 052 13 nw	4000K	21w	1673lm			Hoogglans / Haute brillance / Gloss	
3 052 13 xw	3000K	21w	1625lm			Hoogglans / Haute brillance / Gloss	
3 052 14 nw	4000K	21w	1673lm	Dali DIM		Hoogglans / Haute brillance / Gloss	
3 052 14 xw	3000K	21w	1625lm	Dali DIM		Hoogglans / Haute brillance / Gloss	
3 052 15 nw	4000K	21w	1673lm			Mat / Mat / Matt	
3 052 15 xw	3000K	21w	1625lm			Mat / Mat / Matt	
3 052 16 nw	4000K	21w	1673lm	Dali DIM		Mat / Mat / Matt	
3 052 16 xw	3000K	21w	1625lm	Dali DIM		Mat / Mat / Matt	
3 052 17 nw	4000K	21w	1673lm			Wit / Blanc / White	
3 052 17 xw	3000K	21w	1625lm			Wit / Blanc / White	
3 052 18 nw	4000K	21w	1673lm	Dali DIM		Wit / Blanc / White	
3 052 18 xw	3000K	21w	1625lm	Dali DIM		Wit / Blanc / White	

Opties op aanvraag / Options sur demande / Options on request

Nood unit / Unité d'urgence / Emergency kit  
 Tunable white (2700K-6500K)  
 Bluetooth

# Inbo 30 - Ø140



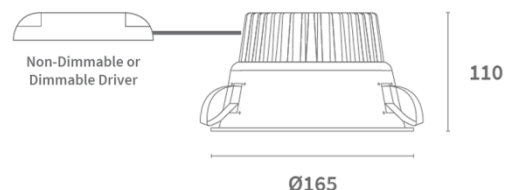
*Materiaal / Matériel / Material*  
 Wit gelakt alu (structuurlak) / Alu laqué en blanc (peinture texturée) / White painted alu (texture paint)

		P				Reflector / Réflecteur / Reflector	
3 053 01 nw	4000K	12,5w	1493lm				Hoogglans / Haute brillance / Gloss
3 053 01 xw	3000K	12,5w	1392lm				Hoogglans / Haute brillance / Gloss
3 053 02 nw	4000K	12,5w	1493lm		Dali DIM		Hoogglans / Haute brillance / Gloss
3 053 02 xw	3000K	12,5w	1392lm		Dali DIM		Hoogglans / Haute brillance / Gloss
3 053 03 nw	4000K	12,5w	1493lm				Mat / Mat / Matt
3 053 03 xw	3000K	12,5w	1392lm				Mat / Mat / Matt
3 053 04 nw	4000K	12,5w	1493lm		Dali DIM		Mat / Mat / Matt
3 053 04 xw	3000K	12,5w	1392lm		Dali DIM		Mat / Mat / Matt
3 053 05 nw	4000K	12,5w	1493lm				Wit / Blanc / White
3 053 05 xw	3000K	12,5w	1392lm				Wit / Blanc / White
3 053 06 nw	4000K	12,5w	1493lm		Dali DIM		Wit / Blanc / White
3 053 06 xw	3000K	12,5w	1392lm		Dali DIM		Wit / Blanc / White
3 053 07 nw	4000K	18w	2133lm				Hoogglans / Haute brillance / Gloss
3 053 07 xw	3000K	18w	1993lm				Hoogglans / Haute brillance / Gloss
3 053 08 nw	4000K	18w	2133lm		Dali DIM		Hoogglans / Haute brillance / Gloss
3 053 08 xw	3000K	18w	1993lm		Dali DIM		Hoogglans / Haute brillance / Gloss
3 053 09 nw	4000K	18w	2133lm				Mat / Mat / Matt
3 053 09 xw	3000K	18w	1993lm				Mat / Mat / Matt
3 053 10 nw	4000K	18w	2133lm		Dali DIM		Mat / Mat / Matt
3 053 10 xw	3000K	18w	1993lm		Dali DIM		Mat / Mat / Matt
3 053 11 nw	4000K	18w	2133lm				Wit / Blanc / White
3 053 11 xw	3000K	18w	1993lm				Wit / Blanc / White
3 053 12 nw	4000K	18w	2133lm		Dali DIM		Wit / Blanc / White
3 053 12 xw	3000K	18w	1993lm		Dali DIM		Wit / Blanc / White
3 053 13 nw	4000K	21w	2557lm				Hoogglans / Haute brillance / Gloss
3 053 13 xw	3000K	21w	2286lm				Hoogglans / Haute brillance / Gloss
3 053 14 nw	4000K	21w	2557lm		Dali DIM		Hoogglans / Haute brillance / Gloss
3 053 14 xw	3000K	21w	2286lm		Dali DIM		Hoogglans / Haute brillance / Gloss
3 053 15 nw	4000K	21w	2557lm				Mat / Mat / Matt
3 053 15 xw	3000K	21w	2286lm				Mat / Mat / Matt
3 053 16 nw	4000K	21w	2557lm		Dali DIM		Mat / Mat / Matt
3 053 16 xw	3000K	21w	2286lm		Dali DIM		Mat / Mat / Matt
3 053 17 nw	4000K	21w	2557lm				Wit / Blanc / White
3 053 17 xw	3000K	21w	2286lm				Wit / Blanc / White
3 053 18 nw	4000K	21w	2557lm		Dali DIM		Wit / Blanc / White
3 053 18 xw	3000K	21w	2286lm		Dali DIM		Wit / Blanc / White

*Opties op aanvraag / Options sur demande / Options on request*

Nood unit / Unité d'urgence / Emergency kit  
 Tunable white (2700K-6500K)  
 Bluetooth

# Inbo 30 - Ø165



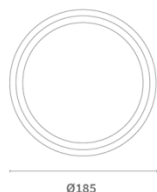
*Materiaal / Matériel / Material*

Wit gelakt alu (structuurlak) / Alu laqué en blanc (peinture texturée) / White painted alu (texture paint)

			P	Reflector / Réflecteur / Reflector	
3 054 01 nw	4000K	13w	1446lm		Hoogglans / Haute brillance / Gloss
3 054 01 xw	3000K	13w	1438lm		Hoogglans / Haute brillance / Gloss
3 054 02 nw	4000K	13w	1446lm	Dali DIM	Hoogglans / Haute brillance / Gloss
3 054 02 xw	3000K	13w	1438lm	Dali DIM	Hoogglans / Haute brillance / Gloss
3 054 03 nw	4000K	13w	1446lm		Mat / Mat / Matt
3 054 03 xw	3000K	13w	1438lm		Mat / Mat / Matt
3 054 04 nw	4000K	13w	1446lm	Dali DIM	Mat / Mat / Matt
3 054 04 xw	3000K	13w	1438lm	Dali DIM	Mat / Mat / Matt
3 054 05 nw	4000K	13w	1446lm		Wit / Blanc / White
3 054 05 xw	3000K	13w	1438lm		Wit / Blanc / White
3 054 06 nw	4000K	13w	1446lm	Dali DIM	Wit / Blanc / White
3 054 06 xw	3000K	13w	1438lm	Dali DIM	Wit / Blanc / White
3 054 07 nw	4000K	22w	2353lm		Hoogglans / Haute brillance / Gloss
3 054 07 xw	3000K	22w	2324lm		Hoogglans / Haute brillance / Gloss
3 054 08 nw	4000K	22w	2353lm	Dali DIM	Hoogglans / Haute brillance / Gloss
3 054 08 xw	3000K	22w	2324lm	Dali DIM	Hoogglans / Haute brillance / Gloss
3 054 09 nw	4000K	22w	2353lm		Mat / Mat / Matt
3 054 09 xw	3000K	22w	2324lm		Mat / Mat / Matt
3 054 10 nw	4000K	22w	2353lm	Dali DIM	Mat / Mat / Matt
3 054 10 xw	3000K	22w	2324lm	Dali DIM	Mat / Mat / Matt
3 054 11 nw	4000K	22w	2353lm		Wit / Blanc / White
3 054 11 xw	3000K	22w	2324lm		Wit / Blanc / White
3 054 12 nw	4000K	22w	2353lm	Dali DIM	Wit / Blanc / White
3 054 12 xw	3000K	22w	2324lm	Dali DIM	Wit / Blanc / White
3 054 13 nw	4000K	32w	3141lm		Hoogglans / Haute brillance / Gloss
3 054 13 xw	3000K	32w	3111lm		Hoogglans / Haute brillance / Gloss
3 054 14 nw	4000K	32w	3141lm	Dali DIM	Hoogglans / Haute brillance / Gloss
3 054 14 xw	3000K	32w	3111lm	Dali DIM	Hoogglans / Haute brillance / Gloss
3 054 15 nw	4000K	32w	3141lm		Mat / Mat / Matt
3 054 15 xw	3000K	32w	3111lm		Mat / Mat / Matt
3 054 16 nw	4000K	32w	3141lm	Dali DIM	Mat / Mat / Matt
3 054 16 xw	3000K	32w	3111lm	Dali DIM	Mat / Mat / Matt
3 054 17 nw	4000K	32w	3141lm		Wit / Blanc / White
3 054 17 xw	3000K	32w	3111lm		Wit / Blanc / White
3 054 18 nw	4000K	32w	3141lm	Dali DIM	Wit / Blanc / White
3 054 18 xw	3000K	32w	3111lm	Dali DIM	Wit / Blanc / White

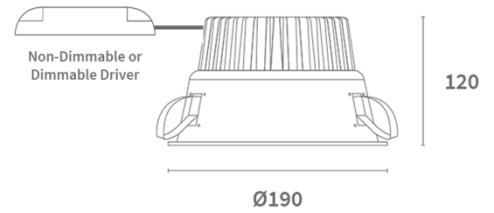
*Opties / Options / Options*

3 054 r Verloopring Ø185 / Bague d'adaption Ø185 / Extension ring Ø185



*Op aanvraag / Sur demande / On request :*  
 Nood unit / Unité d'urgence / Emergency kit  
 Tunable white (2700K-6500K)  
 Bluetooth

# Inbo 30 - Ø190



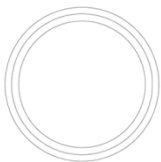
*Materiaal / Matériel / Material*

Wit gelakt alu (structuurlak) / Alu laqué en blanc (peinture texturée) / White painted alu (texture paint)

		P		Reflector / Réflecteur / Reflector
3 055 01 nw	4000K	13w	1446lm	Hoogglans / Haute brillance / Gloss
3 055 01 xw	3000K	13w	1438lm	Hoogglans / Haute brillance / Gloss
3 055 02 nw	4000K	13w	1446lm	Dali DIM Hoogglans / Haute brillance / Gloss
3 055 02 xw	3000K	13w	1438lm	Dali DIM Hoogglans / Haute brillance / Gloss
3 055 03 nw	4000K	13w	1446lm	Mat / Mat / Matt
3 055 03 xw	3000K	13w	1438lm	Mat / Mat / Matt
3 055 04 nw	4000K	13w	1446lm	Dali DIM Mat / Mat / Matt
3 055 04 xw	3000K	13w	1438lm	Dali DIM Mat / Mat / Matt
3 055 05 nw	4000K	13w	1446lm	Wit / Blanc / White
3 055 05 xw	3000K	13w	1438lm	Wit / Blanc / White
3 055 06 nw	4000K	13w	1446lm	Dali DIM Wit / Blanc / White
3 055 06 xw	3000K	13w	1438lm	Dali DIM Wit / Blanc / White
3 055 07 nw	4000K	22w	2353lm	Hoogglans / Haute brillance / Gloss
3 055 07 xw	3000K	22w	2324lm	Hoogglans / Haute brillance / Gloss
3 055 08 nw	4000K	22w	2353lm	Dali DIM Hoogglans / Haute brillance / Gloss
3 055 08 xw	3000K	22w	2324lm	Dali DIM Hoogglans / Haute brillance / Gloss
3 055 09 nw	4000K	22w	2353lm	Mat / Mat / Matt
3 055 09 xw	3000K	22w	2324lm	Mat / Mat / Matt
3 055 10 nw	4000K	22w	2353lm	Dali DIM Mat / Mat / Matt
3 055 10 xw	3000K	22w	2324lm	Dali DIM Mat / Mat / Matt
3 055 11 nw	4000K	22w	2353lm	Wit / Blanc / White
3 055 11 xw	3000K	22w	2324lm	Wit / Blanc / White
3 055 12 nw	4000K	22w	2353lm	Dali DIM Wit / Blanc / White
3 055 12 xw	3000K	22w	2324lm	Dali DIM Wit / Blanc / White
3 055 13 nw	4000K	32w	3141lm	Hoogglans / Haute brillance / Gloss
3 055 13 xw	3000K	32w	3111lm	Hoogglans / Haute brillance / Gloss
3 055 14 nw	4000K	32w	3141lm	Dali DIM Hoogglans / Haute brillance / Gloss
3 055 14 xw	3000K	32w	3111lm	Dali DIM Hoogglans / Haute brillance / Gloss
3 055 15 nw	4000K	32w	3141lm	Mat / Mat / Matt
3 055 15 xw	3000K	32w	3111lm	Mat / Mat / Matt
3 055 16 nw	4000K	32w	3141lm	Dali DIM Mat / Mat / Matt
3 055 16 xw	3000K	32w	3111lm	Dali DIM Mat / Mat / Matt
3 055 17 nw	4000K	32w	3141lm	Wit / Blanc / White
3 055 17 xw	3000K	32w	3111lm	Wit / Blanc / White
3 055 18 nw	4000K	32w	3141lm	Dali DIM Wit / Blanc / White
3 055 18 xw	3000K	32w	3111lm	Dali DIM Wit / Blanc / White

*Opties / Options / Options*

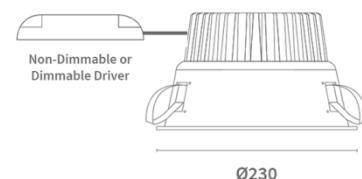
3 055 01 nw Verloopring Ø215 / Bague d'adaption Ø215 / Extension ring Ø215



Ø215

Op aanvraag / sur demande / On request :  
 Nood unit / Unité d'urgence / Emergency kit  
 Tunable white (2700K-6500K)  
 Bluetooth

# Inbo 30 - Ø230




*Materiaal / Matériel / Material*  
 Wit gelakt alu (structuurlak) / Alu laqué en blanc (peinture texturée) / White painted alu (texture paint)

		P		Reflector / Réflecteur / Reflector	
3 056 01 nw	4000K	13w	1446lm		Hoogglans / Haute brillance / Gloss
3 056 01 xw	3000K	13w	1438lm		Hoogglans / Haute brillance / Gloss
3 056 02 nw	4000K	13w	1446lm	Dali DIM	Hoogglans / Haute brillance / Gloss
3 056 02 xw	3000K	13w	1438lm	Dali DIM	Hoogglans / Haute brillance / Gloss
3 056 03 nw	4000K	13w	1446lm		Mat / Mat / Matt
3 056 03 xw	3000K	13w	1438lm		Mat / Mat / Matt
3 056 04 nw	4000K	13w	1446lm	Dali DIM	Mat / Mat / Matt
3 056 04 xw	3000K	13w	1438lm	Dali DIM	Mat / Mat / Matt
3 056 05 nw	4000K	13w	1446lm		Wit / Blanc / White
3 056 05 xw	3000K	13w	1438lm		Wit / Blanc / White
3 056 06 nw	4000K	13w	1446lm	Dali DIM	Wit / Blanc / White
3 056 06 xw	3000K	13w	1438lm	Dali DIM	Wit / Blanc / White
3 056 07 nw	4000K	22w	2353lm		Hoogglans / Haute brillance / Gloss
3 056 07 xw	3000K	22w	2324lm		Hoogglans / Haute brillance / Gloss
3 056 08 nw	4000K	22w	2353lm	Dali DIM	Hoogglans / Haute brillance / Gloss
3 056 08 xw	3000K	22w	2324lm	Dali DIM	Hoogglans / Haute brillance / Gloss
3 056 09 nw	4000K	22w	2353lm		Mat / Mat / Matt
3 056 09 xw	3000K	22w	2324lm		Mat / Mat / Matt
3 056 10 nw	4000K	22w	2353lm	Dali DIM	Mat / Mat / Matt
3 056 10 xw	3000K	22w	2324lm	Dali DIM	Mat / Mat / Matt
3 056 11 nw	4000K	22w	2353lm		Wit / Blanc / White
3 056 11 xw	3000K	22w	2324lm		Wit / Blanc / White
3 056 12 nw	4000K	22w	2353lm	Dali DIM	Wit / Blanc / White
3 056 12 xw	3000K	22w	2324lm	Dali DIM	Wit / Blanc / White
3 056 13 nw	4000K	32w	3141lm		Hoogglans / Haute brillance / Gloss
3 056 13 xw	3000K	32w	3111lm		Hoogglans / Haute brillance / Gloss
3 056 14 nw	4000K	32w	3141lm	Dali DIM	Hoogglans / Haute brillance / Gloss
3 056 14 xw	3000K	32w	3111lm	Dali DIM	Hoogglans / Haute brillance / Gloss
3 056 15 nw	4000K	32w	3141lm		Mat / Mat / Matt
3 056 15 xw	3000K	32w	3111lm		Mat / Mat / Matt
3 056 16 nw	4000K	32w	3141lm	Dali DIM	Mat / Mat / Matt
3 056 16 xw	3000K	32w	3111lm	Dali DIM	Mat / Mat / Matt
3 056 17 nw	4000K	32w	3141lm		Wit / Blanc / White
3 056 17 xw	3000K	32w	3111lm		Wit / Blanc / White
3 056 18 nw	4000K	32w	3141lm	Dali DIM	Wit / Blanc / White
3 056 18 xw	3000K	32w	3111lm	Dali DIM	Wit / Blanc / White

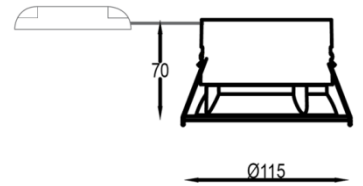
*Opties / Options / Options*

3 056 r Verloopring Ø260 / Bague d'adaption Ø260 / Extension ring Ø260



*Op aanvraag / Sur demande / On request :*  
 Nood unit / Unité d'urgence / Emergency kit  
 Tunable white (2700K-6500K)  
 Bluetooth

# Inbo 41 - Ø115



Zwart gelakt alu (structuurlak) / Alu laqué en noir (peinture texturée) / Black painted alu (texture paint)

				P	Reflector / Réflecteur / Reflector
3 072 01 30	3000K	9w	782lm		Hoogglans / Haute brillance / Gloss
3 072 01 40	4000K	9w	815lm		Hoogglans / Haute brillance / Gloss
3 072 02 30	3000K	9w	782lm	Dali DIM	Hoogglans / Haute brillance / Gloss
3 072 02 40	4000K	9w	815lm	Dali DIM	Hoogglans / Haute brillance / Gloss
3 072 03 30	3000K	9w	782lm		Mat / Mat / Matt
3 072 03 40	4000K	9w	815lm		Mat / Mat / Matt
3 072 04 30	3000K	9w	782lm	Dali DIM	Mat / Mat / Matt
3 072 04 40	4000K	9w	815lm	Dali DIM	Mat / Mat / Matt
3 072 05 30	3000K	14w	1265lm		Hoogglans / Haute brillance / Gloss
3 072 05 40	4000K	14w	1303lm		Hoogglans / Haute brillance / Gloss
3 072 06 30	3000K	14w	1265lm	Dali DIM	Hoogglans / Haute brillance / Gloss
3 072 06 40	4000K	14w	1303lm	Dali DIM	Hoogglans / Haute brillance / Gloss
3 072 07 30	3000K	14w	1265lm		Mat / Mat / Matt
3 072 07 40	4000K	14w	1303lm		Mat / Mat / Matt
3 072 08 30	3000K	14w	1265lm	Dali DIM	Mat / Mat / Matt
3 072 08 40	4000K	14w	1303lm	Dali DIM	Mat / Mat / Matt

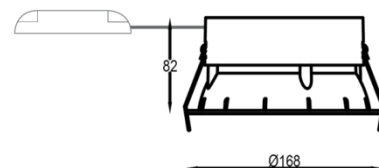
Wit gelakt alu (structuurlak) / Alu laqué en blanc (peinture texturée) / White painted alu (texture paint)

3 072 09 30	3000K	9w	782lm		Hoogglans / Haute brillance / Gloss
3 072 09 40	4000K	9w	815lm		Hoogglans / Haute brillance / Gloss
3 072 10 30	3000K	9w	782lm	Dali DIM	Hoogglans / Haute brillance / Gloss
3 072 10 40	4000K	9w	815lm	Dali DIM	Hoogglans / Haute brillance / Gloss
3 072 11 30	3000K	9w	782lm		Mat / Mat / Matt
3 072 11 40	4000K	9w	815lm		Mat / Mat / Matt
3 072 12 30	3000K	9w	782lm	Dali DIM	Mat / Mat / Matt
3 072 12 40	4000K	9w	815lm	Dali DIM	Mat / Mat / Matt
3 072 13 30	3000K	9w	782lm		Wit / Blanc / White
3 072 13 40	4000K	9w	815lm		Wit / Blanc / White
3 072 14 30	3000K	9w	782lm	Dali DIM	Wit / Blanc / White
3 072 14 40	4000K	9w	815lm	Dali DIM	Wit / Blanc / White
3 072 15 30	3000K	14w	1265lm		Hoogglans / Haute brillance / Gloss
3 072 15 40	4000K	14w	1303lm		Hoogglans / Haute brillance / Gloss
3 072 16 30	3000K	14w	1265lm	Dali DIM	Hoogglans / Haute brillance / Gloss
3 072 16 40	4000K	14w	1303lm	Dali DIM	Hoogglans / Haute brillance / Gloss
3 072 17 30	3000K	14w	1265lm		Mat / Mat / Matt
3 072 17 40	4000K	14w	1303lm		Mat / Mat / Matt
3 072 18 30	3000K	14w	1265lm	Dali DIM	Mat / Mat / Matt
3 072 18 40	4000K	14w	1303lm	Dali DIM	Mat / Mat / Matt
3 072 19 30	3000K	14w	1265lm		Wit / Blanc / White
3 072 19 40	4000K	14w	1303lm		Wit / Blanc / White
3 072 20 30	3000K	14w	1265lm	Dali DIM	Wit / Blanc / White
3 072 20 40	4000K	14w	1303lm	Dali DIM	Wit / Blanc / White

Opties op aanvraag / Options sur demande / Options on request

Nood unit / Unité d'urgence / Emergency kit  
 Tunable white (2700K-6500K)  
 Bluetooth

# Inbo 41 - Ø168



Zwart gelakt alu (structuurlak) / Alu laqué en noir (peinture texturée) / Black painted alu (texture paint)

		P		Reflector / Réflecteur / Reflector	
3 072 21 30	3000K	14w	1518lm		Hoogglans / Haute brillance / Gloss
3 072 21 40	4000K	14w	1527lm		Hoogglans / Haute brillance / Gloss
3 072 22 30	3000K	14w	1518lm	Dali DIM	Hoogglans / Haute brillance / Gloss
3 072 22 40	4000K	14w	1527lm	Dali DIM	Hoogglans / Haute brillance / Gloss
3 072 23 30	3000K	14w	1518lm		Mat / Mat / Matt
3 072 23 40	4000K	14w	1527lm		Mat / Mat / Matt
3 072 24 30	3000K	14w	1518lm	Dali DIM	Mat / Mat / Matt
3 072 24 40	4000K	14w	1527lm	Dali DIM	Mat / Mat / Matt
3 072 25 30	3000K	22w	2458lm		Hoogglans / Haute brillance / Gloss
3 072 25 40	4000K	22w	2588lm		Hoogglans / Haute brillance / Gloss
3 072 26 30	3000K	22w	2458lm	Dali DIM	Hoogglans / Haute brillance / Gloss
3 072 26 40	4000K	22w	2588lm	Dali DIM	Hoogglans / Haute brillance / Gloss
3 072 27 30	3000K	22w	2458lm		Mat / Mat / Matt
3 072 27 40	4000K	22w	2588lm		Mat / Mat / Matt
3 072 28 30	3000K	22w	2458lm	Dali DIM	Mat / Mat / Matt
3 072 28 40	4000K	22w	2588lm	Dali DIM	Mat / Mat / Matt

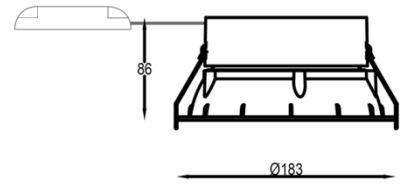
Wit gelakt alu (structuurlak) / Alu laqué en blanc (peinture texturée) / White painted alu (texture paint)

3 072 29 30	3000K	14w	1518lm		Hoogglans / Haute brillance / Gloss
3 072 29 40	4000K	14w	1527lm		Hoogglans / Haute brillance / Gloss
3 072 30 30	3000K	14w	1518lm	Dali DIM	Hoogglans / Haute brillance / Gloss
3 072 30 40	4000K	14w	1527lm	Dali DIM	Hoogglans / Haute brillance / Gloss
3 072 31 30	3000K	14w	1518lm		Mat / Mat / Matt
3 072 31 40	4000K	14w	1527lm		Mat / Mat / Matt
3 072 32 30	3000K	14w	1518lm	Dali DIM	Mat / Mat / Matt
3 072 32 40	4000K	14w	1527lm	Dali DIM	Mat / Mat / Matt
3 072 33 30	3000K	14w	1518lm		Wit / Blanc / White
3 072 33 40	4000K	14w	1527lm		Wit / Blanc / White
3 072 34 30	3000K	14w	1518lm	Dali DIM	Wit / Blanc / White
3 072 34 40	4000K	14w	1527lm	Dali DIM	Wit / Blanc / White
3 072 35 30	3000K	22w	2458lm		Hoogglans / Haute brillance / Gloss
3 072 35 40	4000K	22w	2588lm		Hoogglans / Haute brillance / Gloss
3 072 36 30	3000K	22w	2458lm	Dali DIM	Hoogglans / Haute brillance / Gloss
3 072 36 40	4000K	22w	2588lm	Dali DIM	Hoogglans / Haute brillance / Gloss
3 072 37 30	3000K	22w	2458lm		Mat / Mat / Matt
3 072 37 40	4000K	22w	2588lm		Mat / Mat / Matt
3 072 38 30	3000K	22w	2458lm	Dali DIM	Mat / Mat / Matt
3 072 38 40	4000K	22w	2588lm	Dali DIM	Mat / Mat / Matt
3 072 39 30	3000K	22w	2458lm		Wit / Blanc / White
3 072 39 40	4000K	22w	2588lm		Wit / Blanc / White
3 072 40 30	3000K	22w	2458lm	Dali DIM	Wit / Blanc / White
3 072 40 40	4000K	22w	2588lm	Dali DIM	Wit / Blanc / White

Opties op aanvraag / Options sur demande / Options on request

Nood unit / Unité d'urgence / Emergency kit  
 Tunable white (2700K-6500K)  
 Bluetooth

# Inbo 41 - Ø183



Zwart gelakt alu (structuurlak) / Alu laqué en noir (peinture texturée) / Black painted alu (texture paint)

		P		Reflector / Réflecteur / Reflector	
3 072 41 30	3000K	14w	1552lm		Hoogglans / Haute brillance / Gloss
3 072 41 40	4000K	14w	1610lm		Hoogglans / Haute brillance / Gloss
3 072 42 30	3000K	14w	1552lm	Dali DIM	Hoogglans / Haute brillance / Gloss
3 072 42 40	4000K	14w	1610lm	Dali DIM	Hoogglans / Haute brillance / Gloss
3 072 43 30	3000K	14w	1552lm		Mat / Mat / Matt
3 072 43 40	4000K	14w	1610lm		Mat / Mat / Matt
3 072 44 30	3000K	14w	1552lm	Dali DIM	Mat / Mat / Matt
3 072 44 40	4000K	14w	1610lm	Dali DIM	Mat / Mat / Matt
3 072 45 30	3000K	22w	2498lm		Hoogglans / Haute brillance / Gloss
3 072 45 40	4000K	22w	2654lm		Hoogglans / Haute brillance / Gloss
3 072 46 30	3000K	22w	2498lm	Dali DIM	Hoogglans / Haute brillance / Gloss
3 072 46 40	4000K	22w	2654lm	Dali DIM	Hoogglans / Haute brillance / Gloss
3 072 47 30	3000K	22w	2498lm		Mat / Mat / Matt
3 072 47 40	4000K	22w	2654lm		Mat / Mat / Matt
3 072 48 30	3000K	22w	2498lm	Dali DIM	Mat / Mat / Matt
3 072 48 40	4000K	22w	2654lm	Dali DIM	Mat / Mat / Matt

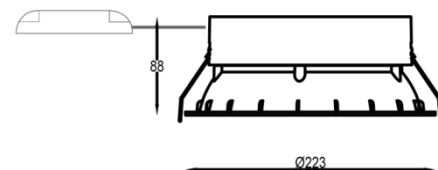
Wit gelakt alu (structuurlak) / Alu laqué en blanc (peinture texturée) / White painted alu (texture paint)

3 072 49 30	3000K	14w	1552lm		Hoogglans / Haute brillance / Gloss
3 072 49 40	4000K	14w	1610lm		Hoogglans / Haute brillance / Gloss
3 072 50 30	3000K	14w	1552lm	Dali DIM	Hoogglans / Haute brillance / Gloss
3 072 50 40	4000K	14w	1610lm	Dali DIM	Hoogglans / Haute brillance / Gloss
3 072 51 30	3000K	14w	1552lm		Mat / Mat / Matt
3 072 51 40	4000K	14w	1610lm		Mat / Mat / Matt
3 072 52 30	3000K	14w	1552lm	Dali DIM	Mat / Mat / Matt
3 072 52 40	4000K	14w	1610lm	Dali DIM	Mat / Mat / Matt
3 072 53 30	3000K	14w	1552lm		Wit / Blanc / White
3 072 53 40	4000K	14w	1610lm		Wit / Blanc / White
3 072 54 30	3000K	14w	1552lm	Dali DIM	Wit / Blanc / White
3 072 54 40	4000K	14w	1610lm	Dali DIM	Wit / Blanc / White
3 072 55 30	3000K	22w	2498lm		Hoogglans / Haute brillance / Gloss
3 072 55 40	4000K	22w	2654lm		Hoogglans / Haute brillance / Gloss
3 072 56 30	3000K	22w	2498lm	Dali DIM	Hoogglans / Haute brillance / Gloss
3 072 56 40	4000K	22w	2654lm	Dali DIM	Hoogglans / Haute brillance / Gloss
3 072 57 30	3000K	22w	2498lm		Mat / Mat / Matt
3 072 57 40	4000K	22w	2654lm		Mat / Mat / Matt
3 072 58 30	3000K	22w	2498lm	Dali DIM	Mat / Mat / Matt
3 072 58 40	4000K	22w	2654lm	Dali DIM	Mat / Mat / Matt
3 072 59 30	3000K	22w	2498lm		Wit / Blanc / White
3 072 59 40	4000K	22w	2654lm		Wit / Blanc / White
3 072 60 30	3000K	22w	2498lm	Dali DIM	Wit / Blanc / White
3 072 60 40	4000K	22w	2654lm	Dali DIM	Wit / Blanc / White

Opties op aanvraag / Options sur demande / Options on request

Nood unit / Unité d'urgence / Emergency kit  
 Tunable white (2700K-6500K)  
 Bluetooth

# Inbo 41 - Ø223



Zwart gelakt alu (structuurlak) / Alu laqué en noir (peinture texturée) / Black painted alu (texture paint)

				P	Reflector / Réflecteur / Reflector
3 072 61 30	3000K	18w	2392lm		Hoogglans / Haute brillance / Gloss
3 072 61 40	4000K	18w	2477lm		Hoogglans / Haute brillance / Gloss
3 072 62 30	3000K	18w	2392lm	Dali DIM	Hoogglans / Haute brillance / Gloss
3 072 62 40	4000K	18w	2477lm	Dali DIM	Hoogglans / Haute brillance / Gloss
3 072 63 30	3000K	18w	2392lm		Mat / Mat / Matt
3 072 63 40	4000K	18w	2477lm		Mat / Mat / Matt
3 072 64 30	3000K	18w	2392lm	Dali DIM	Mat / Mat / Matt
3 072 64 40	4000K	18w	2477lm	Dali DIM	Mat / Mat / Matt
3 072 65 30	3000K	27w	3307lm		Hoogglans / Haute brillance / Gloss
3 072 65 40	4000K	27w	3373lm		Hoogglans / Haute brillance / Gloss
3 072 66 30	3000K	27w	3307lm	Dali DIM	Hoogglans / Haute brillance / Gloss
3 072 66 40	4000K	27w	3373lm	Dali DIM	Hoogglans / Haute brillance / Gloss
3 072 67 30	3000K	27w	3307lm		Mat / Mat / Matt
3 072 67 40	4000K	27w	3373lm		Mat / Mat / Matt
3 072 68 30	3000K	27w	3307lm	Dali DIM	Mat / Mat / Matt
3 072 68 40	4000K	27w	3373lm	Dali DIM	Mat / Mat / Matt

Wit gelakt alu (structuurlak) / Alu laqué en blanc (peinture texturée) / White painted alu (texture paint)

3 072 69 30	3000K	18w	2392lm		Hoogglans / Haute brillance / Gloss
3 072 69 40	4000K	18w	2477lm		Hoogglans / Haute brillance / Gloss
3 072 70 30	3000K	18w	2392lm	Dali DIM	Hoogglans / Haute brillance / Gloss
3 072 70 40	4000K	18w	2477lm	Dali DIM	Hoogglans / Haute brillance / Gloss
3 072 71 30	3000K	18w	2392lm		Mat / Mat / Matt
3 072 71 40	4000K	18w	2477lm		Mat / Mat / Matt
3 072 72 30	3000K	18w	2392lm	Dali DIM	Mat / Mat / Matt
3 072 72 40	4000K	18w	2477lm	Dali DIM	Mat / Mat / Matt
3 072 73 30	3000K	18w	2392lm		Wit / Blanc / White
3 072 73 40	4000K	18w	2477lm		Wit / Blanc / White
3 072 74 30	3000K	18w	2392lm	Dali DIM	Wit / Blanc / White
3 072 74 40	4000K	18w	2477lm	Dali DIM	Wit / Blanc / White
3 072 75 30	3000K	27w	3307lm		Hoogglans / Haute brillance / Gloss
3 072 75 40	4000K	27w	3373lm		Hoogglans / Haute brillance / Gloss
3 072 76 30	3000K	27w	3307lm	Dali DIM	Hoogglans / Haute brillance / Gloss
3 072 76 40	4000K	27w	3373lm	Dali DIM	Hoogglans / Haute brillance / Gloss
3 072 77 30	3000K	27w	3307lm		Mat / Mat / Matt
3 072 77 40	4000K	27w	3373lm		Mat / Mat / Matt
3 072 78 30	3000K	27w	3307lm	Dali DIM	Mat / Mat / Matt
3 072 78 40	4000K	27w	3373lm	Dali DIM	Mat / Mat / Matt
3 072 79 30	3000K	27w	3307lm		Wit / Blanc / White
3 072 79 40	4000K	27w	3373lm		Wit / Blanc / White
3 072 80 30	3000K	27w	3307lm	Dali DIM	Wit / Blanc / White
3 072 80 40	4000K	27w	3373lm	Dali DIM	Wit / Blanc / White

Opties op aanvraag / Options sur demande / Options on request

Nood unit / Unité d'urgence / Emergency kit  
 Tunable white (2700K-6500K)  
 Bluetooth



# Opbouw plafond- en pendelverlichting

Plafonniers

Ceiling & pendant lighting






## Pendy 5

230Vac E27 CE  IP20

Materiaal / Matériel / Material  
Silicone + PVC

Excl. lamp(e)

- 4 004 01 Wit / Blanc / White
- 4 004 02 Zwart / Noir / Black
- 4 004 03 Groen / Vert / Green
- 4 004 04 Oranje / Orange / Orange
- 4 004 05 Rood / Rouge / Red
- 4 004 06 Geel / Jaune / Yellow



## Pendy 10


230Vac E27 CE  IP20

Materiaal / Matériel / Material  
Gelakt alu / Alu laqué / Painted Alu

Excl. lamp en kabel / Excl. lampe et corde / Excl. lampe and cord

Incl. fitting en trekcontlasting / Incl. raccord et bloque cordon / Incl. lamp fitting and cable blocker

- 4 037 01 Wit / Blanc / White
- 4 037 02 Zwart / Noir / Black
- 4 037 03 Goud / Or / Gold



## Pendy - cord

2x0.75mm<sup>2</sup>

- 4 038 01 Wit / Blanc / White
- 4 038 03 Goud / Or / Gold
- 4 038 04 Rood / Rouge / Red

Rol 25m / Rouleaux 25m / Roll 25m

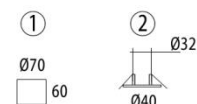
- 4 038 12 Zwart / Noir / Black



## Pendy 5 - Accessories

Materiaal / Matériel / Material

Gelakt alu (structuurlak) / Alu laqué (peinture texturée) / Painted alu (texture paint)



Wit / Blanc / White

- 4 004 07 ① Opbouw bevestiging / Montage au plafond / Ceiling fixation
- 4 004 08 ② Inbouw bevestiging / Montage dans plafond / Recessed fixation

Zwart / Noir / Black

- 4 004 09 ① Opbouw bevestiging / Montage au plafond / Ceiling fixation
- 4 004 10 ② Inbouw bevestiging / Montage dans plafond / Recessed fixation



## Pendency 5 - profile

*Materiaal / Matériel / Material*

Gelakt alu (structuurlak) / Alu laqué (peinture texturée) / Painted alu (texture paint)

L 1200mm - 4 x pendency (not included)

4 004 11 Wit / Blanc / White

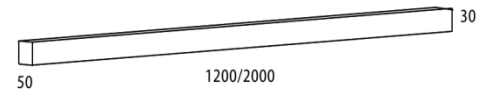
4 004 12 Zwart / Noir / Black

L 2000mm - 5 x pendency (not included)

4 004 13 Wit / Blanc / White

4 004 14 Zwart / Noir / Black

*Maatwerk mogelijk / Sur mesure possible / Made to measure possible*



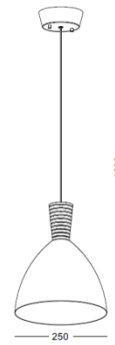
## Pendency 6



*Materiaal / Matériel / Material*

Zwart gelakt alu / Alu laqué en noir / Black painted alu

4 007 01 ww 3000K 900lm



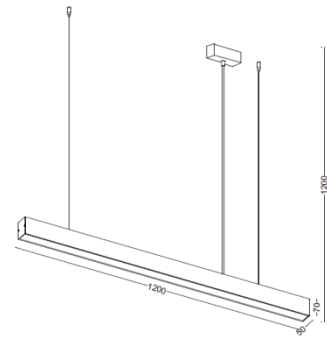
## Pendency 7



*Materiaal / Matériel / Material*

Wit gelakt alu / Alu laqué en blanc / White painted alu

4 008 01 ww 3000K 2000lm




## Pendency 11



*Materiaal / Matériel / Material*

Zwart gelakt alu / Alu laqué en noir / Black painted alu

4 060 01 27 2700K 590lm





### Pendency 12

230Vac 1 led 5w CE  IP20

Materiaal / Materiel / Material  
Zwart gelakt alu / Alu laqué en noir / Black painted alu

4 061 01 27 2700K 470lm

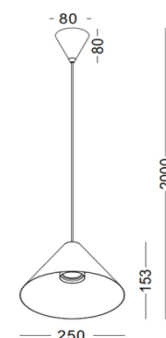


### Pendency 13

230Vac 1 led 5w CE  IP20

Materiaal / Materiel / Material  
Zwart gelakt alu / Alu laqué en noir / Black painted alu

4 062 01 27 2700K 470lm

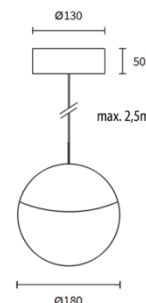


### Ball - 28w - black

230Vac 1 Led 28w CE  IP20 Ra>90

Zwart gelakt alu (struct. lak) / Alu laqué en noir (peint. tex.) / Black painted alu (tex. paint)

6 209 04 ww 2700K 2140lm  
6 209 04 xw 3000K 2180lm  
6 209 05 ww 2700K 2140lm Dali DIM  
6 209 05 xw 3000K 2180lm Dali DIM

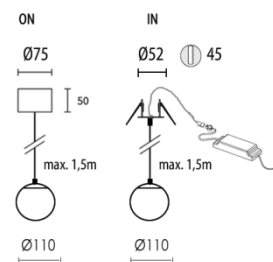



### Decoball - 6w - black

230Vac 1 Led 6w CE  IP20 Ra>90  

Zwart gelakt alu (struct. lak) + PC / Alu laqué en noir (peint. tex.) + PC / black painted alu (tex. paint) + PC

On  
4 080 01 27 2700K 345lm Helder / Clair / Clear  
4 080 02 27 2700K 325lm Vintage  
In  
4 080 03 27 2700K 345lm Helder / Clair / Clear  
4 080 04 27 3000K 325lm Vintage




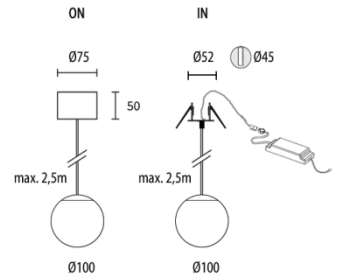


### Miniball - 5w - white



Wit gelakt alu (struct. lak) + PC / Alu laqué en blanc (peint. tex.) + PC/ White painted alu (tex. paint) + PC

On			
4 063 01 27	2700K	320lm	
4 063 01 30	3000K	340lm	
In			
4 063 02 27	2700K	320lm	
4 063 02 30	3000K	340lm	


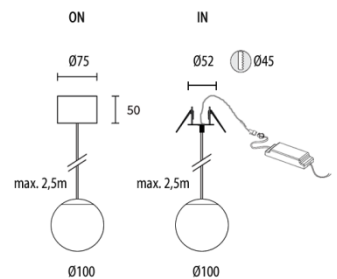


### Miniball - 5w - black



Zwart gelakt alu (struct. lak) + PC / Alu laqué en noir (peint. tex.) + PC/ Black painted alu (tex. paint) + PC

On			
4 063 03 27	2700K	320lm	
4 063 03 30	3000K	340lm	
In			
4 063 04 27	2700K	320lm	
4 063 04 30	3000K	340lm	


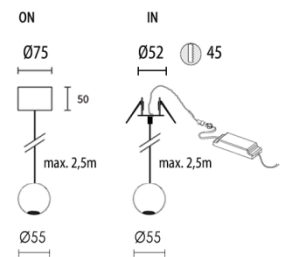


### Bally - 7w - white



Wit gelakt alu (struct. lak) + PC / Alu laqué en blanc (peint. tex.) + PC/ White painted alu (tex. paint) + PC

On			
4 064 01 27	2700K	425lm	
4 064 01 30	3000K	452lm	
In			
4 064 02 27	2700K	425lm	
4 064 02 30	3000K	452lm	

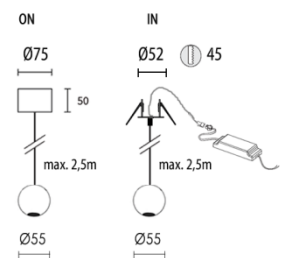


### Bally - 7w - black



Zwart gelakt alu (struct. lak) + PC / Alu laqué en noir (peint. tex.) + PC/ Black painted alu (tex. paint) + PC

On			
4 064 03 27	2700K	425lm	
4 064 03 30	3000K	452lm	
In			
4 064 04 27	2700K	425lm	
4 064 04 30	3000K	452lm	





### Tube 1 - 8w - black

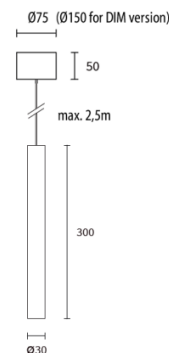
230Vac	1 Led	8w	CE		IP20	Ra>90	
--------	-------	----	----	--	------	-------	--

Zwart gelakt alu (struct. lak) / Alu laqué en noir (peint. tex.) / Black painted alu (tex. paint)

6 207 14 ww	2700K	420lm	Cup: Zwart/Noir/Black	
6 207 14 xw	3000K	460lm	Cup: Zwart/Noir/Black	
6 207 15 ww	2700K	420lm	Cup: Zwart/Noir/Black	Dali DIM
6 207 15 xw	3000K	460lm	Cup: Zwart/Noir/Black	Dali DIM

Accessoires/Accessoires/Accessories

11 004 01	Binnenring goud / Anneau or / Cup gold
11 004 02	Binnenring wit / Anneau blanc / Cup white



### Tube 1 - 8w - white

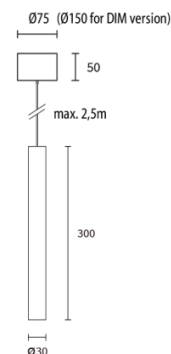
230Vac	1 Led	8w	CE		IP20	Ra>90	
--------	-------	----	----	--	------	-------	--

Wit gelakt alu (struct. lak) / Alu laqué en blanc (peint. tex.) / White painted alu (tex. paint)

6 207 18 ww	2700K	420lm	Cup: Zwart/Noir/Black	
6 207 18 xw	3000K	460lm	Cup: Zwart/Noir/Black	
6 207 19 ww	2700K	420lm	Cup: Zwart/Noir/Black	Dali DIM
6 207 19 xw	3000K	460lm	Cup: Zwart/Noir/Black	Dali DIM

Accessoires/Accessoires/Accessories

11 004 01	Binnenring goud / Anneau or / Cup gold
11 004 02	Binnenring wit / Anneau blanc / Cup white



### Tube 2 - 19w - black

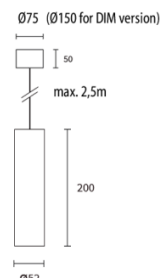
230Vac	1 Led	19w	CE		IP20	Ra>90	
--------	-------	-----	----	--	------	-------	--

Zwart gelakt alu (struct. lak) / Alu laqué en noir (peint. tex.) / Black painted alu (tex. paint)

6 208 13 ww	2700K	1210lm	Cup: Zwart/Noir/Black	
6 208 13 xw	3000K	1285lm	Cup: Zwart/Noir/Black	
6 208 14 ww	2700K	1210lm	Cup: Zwart/Noir/Black	Dali DIM
6 208 14 xw	3000K	1285lm	Cup: Zwart/Noir/Black	Dali DIM

Accessoires/Accessoires/Accessories

11 002 01	Binnenring goud / Anneau or / Cup gold
11 002 02	Binnenring wit / Anneau blanc / Cup white



### Tube 2 - 19w - white

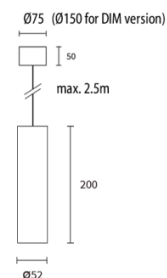
230Vac	1 Led	19w	CE		IP20	Ra>90	
--------	-------	-----	----	--	------	-------	--

Wit gelakt alu (struct. lak) / Alu laqué en blanc (peint. tex.) / White painted alu (tex. paint)

6 208 17 ww	2700K	1210lm	Cup: Zwart/Noir/Black	
6 208 17 xw	3000K	1285lm	Cup: Zwart/Noir/Black	
6 208 18 ww	2700K	1210lm	Cup: Zwart/Noir/Black	Dali DIM
6 208 18 xw	3000K	1285lm	Cup: Zwart/Noir/Black	Dali DIM

Accessoires/Accessoires/Accessories

11 002 01	Binnenring goud / Anneau or / Cup gold
11 002 02	Binnenring wit / Anneau blanc / Cup white





## Plafo 6 - white



*Materiaal / Matériel / Material*

Wit gelakt alu (structuurlak) / Alu laqué en blanc (peinture texturée) / White painted alu (texture paint)

*Afmetingen / Dimensions / Dimensions*

90x90x100mm

4 020 01 ww	2700K	570lm	Reflector lamp
4 020 01 xw	3000K	580lm	Reflector lamp
4 020 01			Excl. lamp / GU10



## Plafo 6 - black



*Materiaal / Matériel / Material*

Zwart gelakt alu (structuurlak) / Alu laqué en noir (peinture texturée) / Black painted alu (texture paint)

*Afmetingen / Dimensions / Dimensions*

90x90x100mm

4 020 02 ww	2700K	570lm	Reflector lamp
4 020 02 xw	3000K	580lm	Reflector lamp
4 020 02			Excl. lamp / GU10



## Plafo 7 - white



*Materiaal / Matériel / Material*

Wit gelakt alu (structuurlak) / Alu laqué en blanc (peinture texturée) / White painted alu (texture paint)

*Afmetingen / Dimensions / Dimensions*

90x180x100mm

4 021 01 ww	2700K	1140lm	Reflector lamp
4 021 01 xw	3000K	1160lm	Reflector lamp
4 021 01			Excl. lamp / GU10



## Plafo 7 - black



*Materiaal / Matériel / Material*

Zwart gelakt alu (structuurlak) / Alu laqué en noir (peinture texturée) / Black painted alu (texture paint)

*Afmetingen / Dimensions / Dimensions*

90x180x100mm

4 021 02 ww	2700K	1140lm	Reflector lamp
4 021 02 xw	3000K	1160lm	Reflector lamp
4 021 02			Excl. lamp / GU10

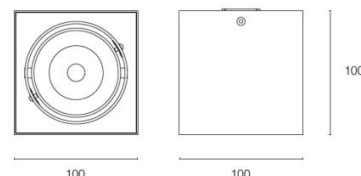


### Plafo 8 - white



*Materiaal / Materiel / Material*  
 Wit gelakt alu (structuurlak) / Alu laqué en blanc (peinture texturée) /  
 White painted alu (texture paint)

4 022 01 ww 2700K 680lm  
 4 022 01 xw 3000K 720lm

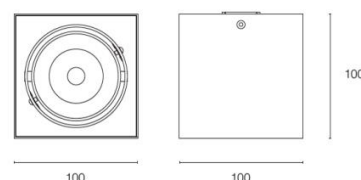


### Plafo 8 - black



*Materiaal / Materiel / Material*  
 Zwart gelakt alu (structuurlak) / Alu laqué en noir (peinture texturée) /  
 Black painted alu (texture paint)

4 022 02 ww 2700K 680lm  
 4 022 02 xw 3000K 720lm

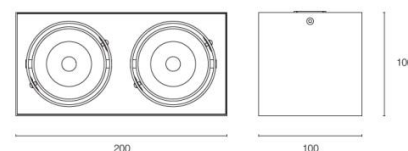


### Plafo 9 - white



*Materiaal / Materiel / Material*  
 Wit gelakt alu (structuurlak) / Alu laqué en blanc (peinture texturée) /  
 White painted alu (texture paint)

4 023 01 ww 2700K 1360lm  
 4 023 01 xw 3000K 1440lm

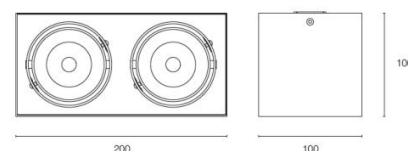


### Plafo 9 - black



*Materiaal / Materiel / Material*  
 Zwart gelakt alu (structuurlak) / Alu laqué en noir (peinture texturée) /  
 Black painted alu (texture paint)

4 023 02 ww 2700K 1360lm  
 4 023 02 xw 3000K 1440lm



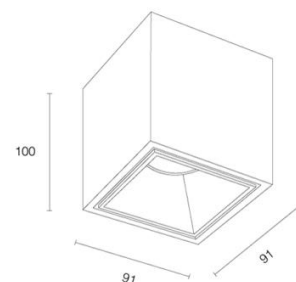


### Plafond 17 - white



*Materiaal / Matériel / Material*  
 Wit gelakt alu (structuurlak) / Alu laqué en blanc (peinture texturée) / White painted alu (texture paint)

			Reflector
4 035 01 ww	2700K	955lm	Zwart / Noir / Black
4 035 01 xw	3000K	1050lm	Zwart / Noir / Black
4 035 02 ww	2700K	955lm	Goud / Or / Gold
4 035 02 xw	3000K	1050lm	Goud / Or / Gold

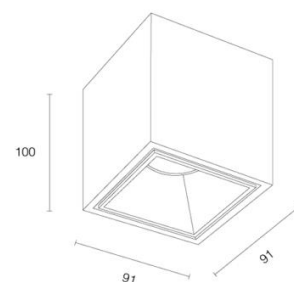


### Plafond 17 - black



*Materiaal / Matériel / Material*  
 Zwart gelakt alu (structuurlak) / Alu laqué en noir (peinture texturée) / Black painted alu (texture paint)

			Reflector
4 035 03 ww	2700K	955lm	Zwart / Noir / Black
4 035 03 xw	3000K	1050lm	Zwart / Noir / Black
4 035 04 ww	2700K	955lm	Goud / Or / Gold
4 035 04 xw	3000K	1050lm	Goud / Or / Gold

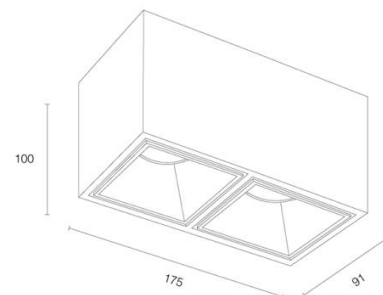


### Plafond 18 - white



*Materiaal / Matériel / Material*  
 Wit gelakt alu (structuurlak) / Alu laqué en blanc (peinture texturée) / White painted alu (texture paint)

			Reflector
4 036 01 ww	2700K	1910lm	Zwart / Noir / Black
4 036 01 xw	3000K	2100lm	Zwart / Noir / Black
4 036 02 ww	2700K	1910lm	Goud / Or / Gold
4 036 02 xw	3000K	2100lm	Goud / Or / Gold

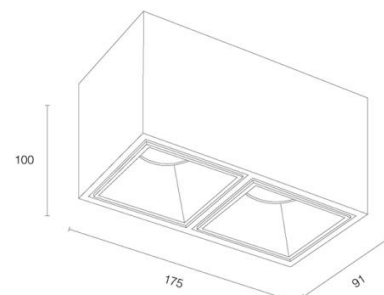


### Plafond 18 - black



*Materiaal / Matériel / Material*  
 Zwart gelakt alu (structuurlak) / Alu laqué en noir (peinture texturée) / Black painted alu (texture paint)

			Reflector
4 036 03 ww	2700K	1910lm	Zwart / Noir / Black
4 036 03 xw	3000K	2100lm	Zwart / Noir / Black
4 036 04 ww	2700K	1910lm	Goud / Or / Gold
4 036 04 xw	3000K	2100lm	Goud / Or / Gold



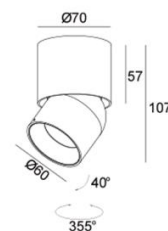


### Plafo 22 - white

230Vac	1 Led	7w	CE		IP20		Ra>90	
--------	-------	----	----	--	------	--	-------	--

*Materiaal / Materiel / Material*  
 Wit gelakt alu (structuurlak) / Alu laqué en blanc (peinture texturée) / White painted alu (texture paint)

- 4 044 01 27 2700K 550lm *Cup* Zwart / Noir / Black  
 Accessoires/Accessoires/Accessories  
 11 000 01 Binnenring goud / Anneau or / Cup gold  
 11 000 02 Binnenring wit / Anneau blanc / Cup white

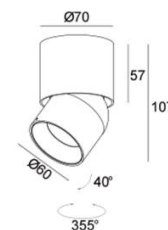


### Plafo 22 - black

230Vac	1 Led	7w	CE		IP20		Ra>90	
--------	-------	----	----	--	------	--	-------	--

*Materiaal / Materiel / Material*  
 Zwart gelakt alu (structuurlak) / Alu laqué en noir (peinture texturée) / Black painted alu (texture paint)

- 4 044 02 27 2700K 550lm *Cup* Zwart / Noir / Black  
 Accessoires/Accessoires/Accessories  
 11 000 01 Binnenring goud / Anneau or / Cup gold  
 11 000 02 Binnenring wit / Anneau blanc / Cup white

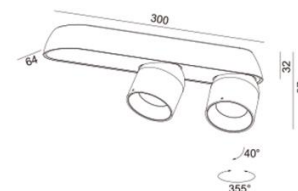


### Plafo 23 - white

230Vac	1 Led	14w	CE		IP20		Ra>90	
--------	-------	-----	----	--	------	--	-------	--

*Materiaal / Materiel / Material*  
 Wit gelakt alu (structuurlak) / Alu laqué en blanc (peinture texturée) / White painted alu (texture paint)

- 4 045 01 27 2700K 1100lm *Cup* Zwart / Noir / Black  
 Accessoires/Accessoires/Accessories  
 11 000 01 Binnenring goud / Anneau or / Cup gold  
 11 000 02 Binnenring wit / Anneau blanc / Cup white

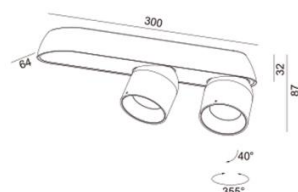


### Plafo 23 - black

230Vac	1 Led	14w	CE		IP20		Ra>90	
--------	-------	-----	----	--	------	--	-------	--

*Materiaal / Materiel / Material*  
 Zwart gelakt alu (structuurlak) / Alu laqué en noir (peinture texturée) / Black painted alu (texture paint)

- 4 045 02 27 2700K 1100lm *Cup* Zwart / Noir / Black  
 Accessoires/Accessoires/Accessories  
 11 000 01 Binnenring goud / Anneau or / Cup gold  
 11 000 02 Binnenring wit / Anneau blanc / Cup white





### Plafo 19 - white



*Materiaal / Matériel / Material*  
Wit gelakt alu (structuurlak) / Alu laqué en blanc (peinture texturée) / White painted alu (texture paint)

*Afmetingen / Dimensions / Dimensions*  
Ø56 x 156mm

4 039 01 ww 2700K 570lm Reflector lamp  
4 039 01 xw 3000K 590lm Reflector lamp  
4 039 01 Excl. lamp / GU10



### Plafo 19 - black



*Materiaal / Matériel / Material*  
Zwart gelakt alu (structuurlak) / Alu laqué en noir (peinture texturée) / Black painted alu (texture paint)

*Afmetingen / Dimensions / Dimensions*  
Ø56x156mm

4 039 02 ww 2700K 570lm Reflector lamp  
4 039 02 xw 3000K 590lm Reflector lamp  
4 039 02 Excl. lamp / GU10



### Plafo 20 - white



*Materiaal / Matériel / Material*  
Wit gelakt alu (structuurlak) / Alu laqué en blanc (peinture texturée) / White painted alu (texture paint)

*Afmetingen / Dimensions / Dimensions*  
Ø220x126mm

4 040 01 ww 2700K 1710lm Reflector lamp  
4 040 01 xw 3000K 1770lm Reflector lamp  
4 040 01 Excl. lamp / GU10



### Plafo 20 - black



*Materiaal / Matériel / Material*  
Zwart gelakt alu (structuurlak) / Alu laqué en noir (peinture texturée) / Black painted alu (texture paint)

*Afmetingen / Dimensions / Dimensions*  
Ø220x122mm

4 040 02 ww 2700K 1710lm Reflector lamp  
4 040 02 xw 3000K 1770lm Reflector lamp  
4 040 02 Excl. lamp / GU10



## Plafo 10

230Vac 1 Led 7w CE IP20 35° Ra>90 AC-LED TECHNOLOGY

*Materiaal / Matériel / Material*

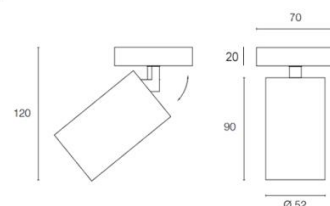
Gelakt alu (structuurlak) / Alu laqué (peinture texturée) / Painted alu (texture paint)

			Housing	Cup
4 024 01 ww	2700K	550lm	Wit / Blanc / White	Zwart / Noir / Black
4 024 01 xw	3000K	560lm	Wit / Blanc / White	Zwart / Noir / Black
4 024 03 ww	2700K	550lm	Zwart / Noir / Black	Zwart / Noir / Black
4 024 03 xw	3000K	560lm	Zwart / Noir / Black	Zwart / Noir / Black

*Accessoires/Accessoires/Accessories*

11 003 01 Binnenring goud / Anneau or / Cup gold

11 003 02 Binnenring wit / Anneau blanc / Cup white



## Plafo 10 - 2

230Vac 1 Led 7w CE IP20 35° Ra>90 AC-LED TECHNOLOGY

*Materiaal / Matériel / Material*

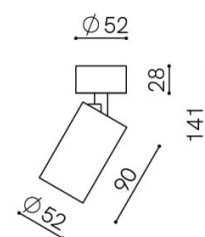
Gelakt alu (structuurlak) / Alu laqué (peinture texturée) / Painted alu (texture paint)

			Housing	Cup
4 024 06 27	2700K	550lm	Wit / Blanc / White	Zwart / Noir / Black
4 024 06 30	3000K	560lm	Wit / Blanc / White	Zwart / Noir / Black
4 024 07 27	2700K	550lm	Zwart / Noir / Black	Zwart / Noir / Black
4 024 07 30	3000K	560lm	Zwart / Noir / Black	Zwart / Noir / Black

*Accessoires/Accessoires/Accessories*

11 003 01 Binnenring goud / Anneau or / Cup gold

11 003 02 Binnenring wit / Anneau blanc / Cup white



## Plafo 11 - white

230Vac 2 Led 14w CE IP20 35° Ra>90 AC-LED TECHNOLOGY

*Materiaal / Matériel / Material*

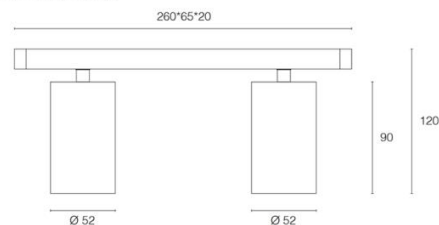
Wit gelakt alu (structuurlak) / Alu laqué en blanc (peinture texturée) / White painted alu (texture paint)

			Cup
4 025 01 ww	2700K	1100lm	Zwart / Noir / Black
4 025 01 xw	3000K	1120lm	Zwart / Noir / Black

*Accessoires/Accessoires/Accessories*

11 003 01 Binnenring goud / Anneau or / Cup gold

11 003 02 Binnenring wit / Anneau blanc / Cup white



## Plafo 11 - black

230Vac 2 Led 14w CE IP20 35° Ra>90 AC-LED TECHNOLOGY

*Materiaal / Matériel / Material*

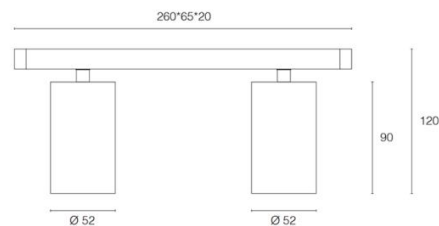
Zwart gelakt alu (structuurlak) / Alu laqué en noir (peinture texturée) / Black painted alu (texture paint)

			Cup
4 025 03 ww	2700K	1100lm	Zwart / Noir / Black
4 025 03 xw	3000K	1120lm	Zwart / Noir / Black

*Accessoires/Accessoires/Accessories*

11 003 01 Binnenring goud / Anneau or / Cup gold

11 003 02 Binnenring wit / Anneau blanc / Cup white





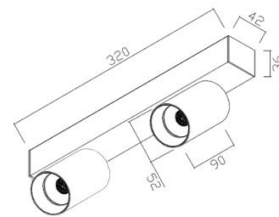
### Plafo 53 - white

230Vac 2 Led 14w CE IP20 Ra>90 AC-LED TECHNOLOGY

*Materiaal / Matériel / Material*  
 Wit gelakt alu (structuurlak) / Alu laqué en blanc (peinture texturée) / White painted alu (texture painting)

*Cup*  
 4 083 01 27 2700K 1100lm Zwart / Noir / Black  
 4 083 01 30 3000K 1120lm Zwart / Noir / Black

*Accessoires/Accessoires/Accessories*  
 11 003 01 Binnenring goud / Anneau or / Cup gold  
 11 003 02 Binnenring wit / Anneau blanc / Cup white



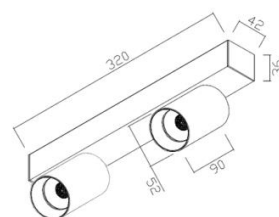
### Plafo 53 - black

230Vac 2 Led 14w CE IP20 Ra>90 AC-LED TECHNOLOGY

*Materiaal / Matériel / Material*  
 Zwart gelakt alu (structuurlak) / Alu laqué en noir (peinture texturée) / Black painted alu (texture painting)

*Cup*  
 4 083 02 27 2700K 1100lm Zwart / Noir / Black  
 4 083 02 30 3000K 1120lm Zwart / Noir / Black

*Accessoires/Accessoires/Accessories*  
 11 003 01 Binnenring goud / Anneau or / Cup gold  
 11 003 02 Binnenring wit / Anneau blanc / Cup white



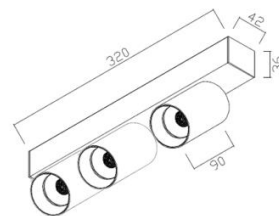
### Plafo 54 - white

230Vac 3 Led 21w CE IP20 Ra>90 AC-LED TECHNOLOGY

*Materiaal / Matériel / Material*  
 Wit gelakt alu (structuurlak) / Alu laqué en blanc (peinture texturée) / White painted alu (texture painting)

*Cup*  
 4 084 01 27 2700K 1650lm Zwart / Noir / Black  
 4 084 01 30 3000K 1680lm Zwart / Noir / Black

*Accessoires/Accessoires/Accessories*  
 11 003 01 Binnenring goud / Anneau or / Cup gold  
 11 003 02 Binnenring wit / Anneau blanc / Cup white



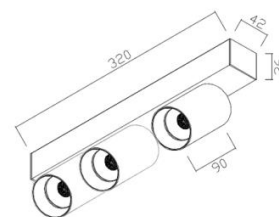
### Plafo 54 - black

230Vac 3 Led 21w CE IP20 Ra>90 AC-LED TECHNOLOGY

*Materiaal / Matériel / Material*  
 Zwart gelakt alu (structuurlak) / Alu laqué en noir (peinture texturée) / Black painted alu (texture painting)

*Cup*  
 4 084 02 27 2700K 1650lm Zwart / Noir / Black  
 4 084 02 30 3000K 1680lm Zwart / Noir / Black

*Accessoires/Accessoires/Accessories*  
 11 003 01 Binnenring goud / Anneau or / Cup gold  
 11 003 02 Binnenring wit / Anneau blanc / Cup white





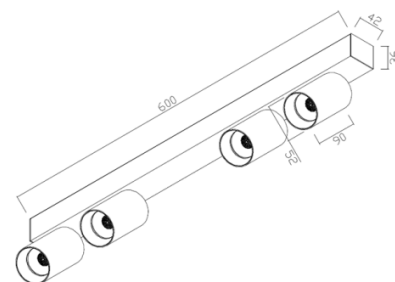
### Plafo 12 - white

230Vac 4 Led 28w CE IP20 Ra>90 AC-LED TECHNOLOGY

*Materiaal / Matériel / Material*  
Wit gelakt alu (structuurlak) / Alu laqué en blanc (peinture texturée) / White painted alu (texture painting)

*Cup*  
4 026 06 27 2700K 2200lm Zwart / Noir / Black  
4 026 06 30 3000K 2240lm Zwart / Noir / Black

*Accessoires/Accessoires/Accessories*  
11 003 01 Binnenring goud / Anneau or / Cup gold  
11 003 02 Binnenring wit / Anneau blanc / Cup white



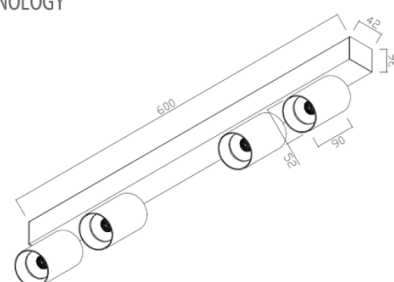
### Plafo 12 - black

230Vac 4 Led 28w CE IP20 Ra>90 AC-LED TECHNOLOGY

*Materiaal / Matériel / Material*  
Zwart gelakt alu (structuurlak) / Alu laqué en noir (peinture texturée) / Black painted alu (texture painting)

*Cup*  
4 026 07 27 2700K 2200lm Zwart / Noir / Black  
4 026 07 30 3000K 2240lm Zwart / Noir / Black

*Accessoires/Accessoires/Accessories*  
11 003 01 Binnenring goud / Anneau or / Cup gold  
11 003 02 Binnenring wit / Anneau blanc / Cup white

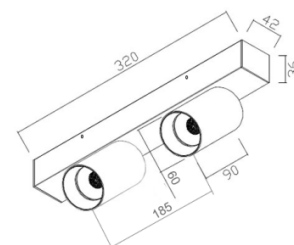


### Plafo 52 - black

230Vac 2 Led 14w CE IP20 Ra>80

*Materiaal / Matériel / Material*  
Zwart gelakt alu (structuurlak) / Alu laqué en noir (peinture texturée) / Black painted alu (texture paint)

4 081 01 27 2700K 1140lm Reflector lamp  
4 081 01 30 3000K 1180lm Reflector lamp  
4 081 01 Excl. lamp / GU10



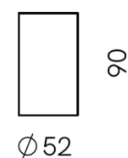
### Plafo 26 - 700mA

700mA 1 Led 12,6w CE IP20 Ra>90

*Materiaal / Matériel / Material*  
Gelakt alu (structuurlak) / Alu laqué (peinture texturée) / Painted alu (texture paint)

			<i>Housing</i>	<i>Cup</i>
4 048 01 27	2700K	1114lm	Wit / Blanc / White	Zwart / Noir / Black
4 048 01 30	3000K	1168lm	Wit / Blanc / White	Zwart / Noir / Black
4 048 02 27	2700K	1114lm	Zwart / Noir / Black	Zwart / Noir / Black
4 048 02 30	3000K	1168lm	Zwart / Noir / Black	Zwart / Noir / Black

*Accessoires/Accessoires/Accessories*  
11 002 01 Binnenring goud / Anneau or / Cup gold  
11 002 02 Binnenring wit / Anneau blanc / Cup white





### Plafo 27 - white - 500mA



*Materiaal / Materiel / Material*

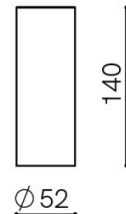
Wit gelakt alu (structuurlak) / Alu laqué en blanc (peinture texturée) / White painted alu (texture paint)

*Cup*

4 049 01 27 2700K 1481lm Zwart / Noir / Black  
4 049 01 30 3000K 1573lm Zwart / Noir / Black

*Accessoires/Accessoires/Accessories*

11 002 01 Binnenring goud / Anneau or / Cup gold  
11 002 02 Binnenring wit / Anneau blanc / Cup white



### Plafo 27 - white - 230Vac



*Materiaal / Materiel / Material*

Wit gelakt alu (structuurlak) / Alu laqué en blanc (peinture texturée) / White painted alu (texture paint)

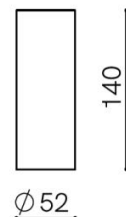
*Triac DIM*

*Cup*

4 049 02 27 2700K 1481lm Zwart / Noir / Black  
4 049 02 30 3000K 1573lm Zwart / Noir / Black

*Accessoires/Accessoires/Accessories*

11 002 01 Binnenring goud / Anneau or / Cup gold  
11 002 02 Binnenring wit / Anneau blanc / Cup white



### Plafo 27 - black - 500mA



*Materiaal / Materiel / Material*

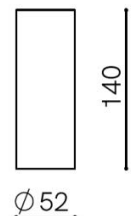
Zwart gelakt alu (structuurlak) / Alu laqué en noir (peinture texturée) / Black painted alu (texture paint)

*Cup*

4 049 03 27 2700K 1481lm Zwart / Noir / Black  
4 049 03 30 3000K 1573lm Zwart / Noir / Black

*Accessoires/Accessoires/Accessories*

11 002 01 Binnenring goud / Anneau or / Cup gold  
11 002 02 Binnenring wit / Anneau blanc / Cup white



### Plafo 27 - black - 230Vac



*Materiaal / Materiel / Material*

Zwart gelakt alu (structuurlak) / Alu laqué en noir (peinture texturée) / Black painted alu (texture paint)

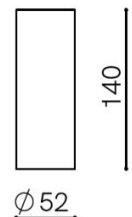
*Triac DIM*

*Cup*

4 049 04 27 2700K 1481lm Zwart / Noir / Black  
4 049 04 30 3000K 1573lm Zwart / Noir / Black

*Accessoires/Accessoires/Accessories*

11 002 01 Binnenring goud / Anneau or / Cup gold  
11 002 02 Binnenring wit / Anneau blanc / Cup white





### Plafo 28 - white - 700mA

700mA	1 Led	26,6w	CE		IP20		Ra>90
-------	-------	-------	----	--	------	--	-------

*Materiaal / Materiel / Material*

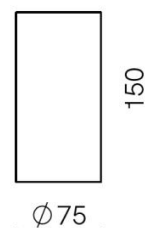
Wit gelakt alu (structuurlak) / Alu laqué en blanc (peinture texturée) / White painted alu (texture paint)

*Cup*

4 050 01 27	2700K	2437lm	Zwart / Noir / Black
4 050 01 30	3000K	2550lm	Zwart / Noir / Black

*Accessoires/Accessoires/Accessories*

11 005 01	Binnenring goud / Anneau or / Cup gold
11 005 02	Binnenring wit / Anneau blanc / Cup white



### Plafo 28 - white - 230Vac

230Vac	1 Led	29w	CE		IP20		Ra>90
--------	-------	-----	----	--	------	--	-------

*Materiaal / Materiel / Material*

Wit gelakt alu (structuurlak) / Alu laqué en blanc (peinture texturée) / White painted alu (texture paint)

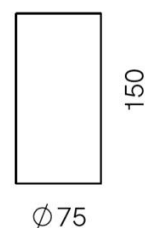
*Triac DIM*

*Cup*

4 050 02 27	2700K	2437lm	Zwart / Noir / Black
4 050 02 30	3000K	2550lm	Zwart / Noir / Black

*Accessoires/Accessoires/Accessories*

11 005 01	Binnenring goud / Anneau or / Cup gold
11 005 02	Binnenring wit / Anneau blanc / Cup white



### Plafo 28 - black - 700mA

700mA	1 Led	26,6w	CE		IP20		Ra>90
-------	-------	-------	----	--	------	--	-------

*Materiaal / Materiel / Material*

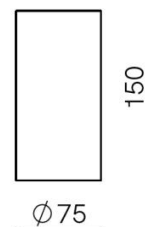
Zwart gelakt alu (structuurlak) / Alu laqué en noir (peinture texturée) / Black painted alu (texture paint)

*Cup*

4 050 03 27	2700K	2437lm	Zwart / Noir / Black
4 050 03 30	3000K	2550lm	Zwart / Noir / Black

*Accessoires/Accessoires/Accessories*

11 005 01	Binnenring goud / Anneau or / Cup gold
11 005 02	Binnenring wit / Anneau blanc / Cup white



### Plafo 28 - black - 230Vac

230Vac	1 Led	29w	CE		IP20		Ra>90
--------	-------	-----	----	--	------	--	-------

*Materiaal / Materiel / Material*

Zwart gelakt alu (structuurlak) / Alu laqué en noir (peinture texturée) / Black painted alu (texture paint)

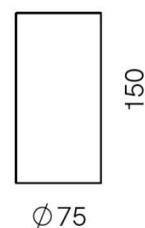
*Triac DIM*

*Cup*

4 050 04 27	2700K	2437lm	Zwart / Noir / Black
4 050 04 30	3000K	2550lm	Zwart / Noir / Black

*Accessoires/Accessoires/Accessories*

11 005 01	Binnenring goud / Anneau or / Cup gold
11 005 02	Binnenring wit / Anneau blanc / Cup white





### Plafo 29 - white - 350mA

350mA	1 Led	6,3w	CE		IP20		Ra>90
-------	-------	------	----	--	------	--	-------

*Materiaal / Materiel / Material*

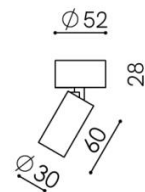
Wit gelakt alu (structuurlak) / Alu laqué en blanc (peinture texturée) / White painted alu (texture paint)

*Cup*

4 051 01 27	2700K	420lm	Zwart / Noir / Black
4 051 01 30	3000K	460lm	Zwart / Noir / Black

*Accessoires/Accessoires/Accessories*

11 004 01	Binnenring goud / Anneau or / Cup gold
11 004 02	Binnenring wit / Anneau blanc / Cup white



### Plafo 29 - black - 350mA

350mA	1 Led	6,3w	CE		IP20		Ra>90
-------	-------	------	----	--	------	--	-------

*Materiaal / Materiel / Material*

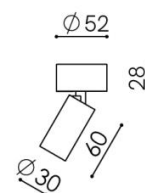
Zwart gelakt alu (structuurlak) / Alu laqué en noir (peinture texturée) / Black painted alu (texture paint)

*Cup*

4 051 02 27	2700K	420lm	Zwart / Noir / Black
4 051 02 30	3000K	460lm	Zwart / Noir / Black

*Accessoires/Accessoires/Accessories*

11 004 01	Binnenring goud / Anneau or / Cup gold
11 004 02	Binnenring wit / Anneau blanc / Cup white



### Plafo 30 - white - 350mA

350mA	1 Led	12,6w	CE		IP20		Ra>90
-------	-------	-------	----	--	------	--	-------

*Materiaal / Materiel / Material*

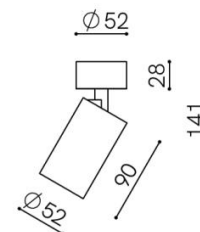
Wit gelakt alu (structuurlak) / Alu laqué en blanc (peinture texturée) / White painted alu (texture paint)

*Cup*

4 052 03 27	2700K	1114lm	Zwart / Noir / Black
4 052 03 30	3000K	1168lm	Zwart / Noir / Black

*Accessoires/Accessoires/Accessories*

11 002 01	Binnenring goud / Anneau or / Cup gold
11 002 02	Binnenring wit / Anneau blanc / Cup white



### Plafo 30 - black - 350mA

350mA	1 Led	12,6w	CE		IP20		Ra>90
-------	-------	-------	----	--	------	--	-------

*Materiaal / Materiel / Material*

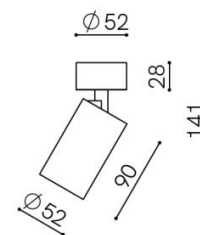
Zwart gelakt alu (structuurlak) / Alu laqué en noir (peinture texturée) / Black painted alu (texture paint)

*Cup*

4 052 04 27	2700K	1114lm	Zwart / Noir / Black
4 052 04 30	3000K	1168lm	Zwart / Noir / Black

*Accessoires/Accessoires/Accessories*

11 002 01	Binnenring goud / Anneau or / Cup gold
11 002 02	Binnenring wit / Anneau blanc / Cup white





### Plafo 31 - white - 500mA

500mA	1 Led	19w	CE		IP20		Ra>90
-------	-------	-----	----	--	------	--	-------

*Materiaal / Materiel / Material*

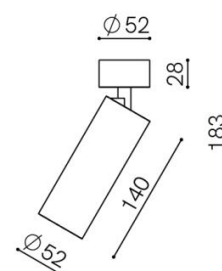
Wit gelakt alu (structuurlak) / Alu laqué en blanc (peinture texturée) / White painted alu (texture paint)

*Cup*

4 053 01 27	2700K	1481lm	Zwart / Noir / Black
4 053 01 30	3000K	1573lm	Zwart / Noir / Black

*Accessoires/Accessoires/Accessories*

11 002 01	Binnenring goud / Anneau or / Cup gold
11 002 02	Binnenring wit / Anneau blanc / Cup white



### Plafo 31 - white - 230Vac

230Vac	1 Led	20w	CE		IP20		Ra>90
--------	-------	-----	----	--	------	--	-------

*Materiaal / Materiel / Material*

Wit gelakt alu (structuurlak) / Alu laqué en blanc (peinture texturée) / White painted alu (texture paint)

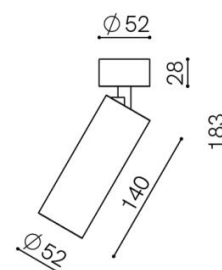
*Triac DIM*

*Cup*

4 053 02 27	2700K	1481lm	Zwart / Noir / Black
4 053 02 30	3000K	1573lm	Zwart / Noir / Black

*Accessoires/Accessoires/Accessories*

11 002 01	Binnenring goud / Anneau or / Cup gold
11 002 02	Binnenring wit / Anneau blanc / Cup white



### Plafo 31 - black - 500mA

500mA	1 Led	19w	CE		IP20		Ra>90
-------	-------	-----	----	--	------	--	-------

*Materiaal / Materiel / Material*

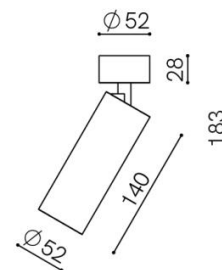
Zwart gelakt alu (structuurlak) / Alu laqué en noir (peinture texturée) / Black painted alu (texture paint)

*Cup*

4 053 03 27	2700K	1481lm	Zwart / Noir / Black
4 053 03 30	3000K	1573lm	Zwart / Noir / Black

*Accessoires/Accessoires/Accessories*

11 002 01	Binnenring goud / Anneau or / Cup gold
11 002 02	Binnenring wit / Anneau blanc / Cup white



### Plafo 31 - black - 230Vac

230Vac	1 Led	20w	CE		IP20		Ra>90
--------	-------	-----	----	--	------	--	-------

*Materiaal / Materiel / Material*

Zwart gelakt alu (structuurlak) / Alu laqué en noir (peinture texturée) / Black painted alu (texture paint)

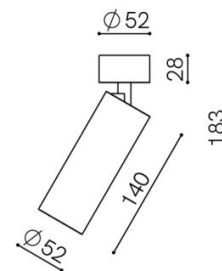
*Triac DIM*

*Cup*

4 053 04 27	2700K	1481lm	Zwart / Noir / Black
4 053 04 30	3000K	1573lm	Zwart / Noir / Black

*Accessoires/Accessoires/Accessories*

11 002 01	Binnenring goud / Anneau or / Cup gold
11 002 02	Binnenring wit / Anneau blanc / Cup white





### Plafo 32 - white - 700mA

700mA	1 Led	26,6w	CE		IP20		Ra>90
-------	-------	-------	----	--	------	--	-------

*Materiaal / Materiel / Material*

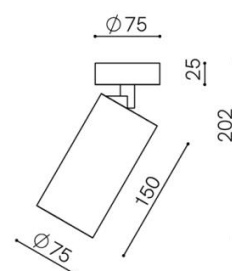
Wit gelakt alu (structuurlak) / Alu laqué en blanc (peinture texturée) / White painted alu (texture paint)

*Cup*

4 054 01 27	2700K	2437lm	Zwart / Noir / Black
4 054 01 30	3000K	2550lm	Zwart / Noir / Black

*Accessoires/Accessoires/Accessories*

11 005 01	Binnenring goud / Anneau or / Cup gold
11 005 02	Binnenring wit / Anneau blanc / Cup white



### Plafo 32 - white - 230Vac

230Vac	1 Led	29w	CE		IP20		Ra>90
--------	-------	-----	----	--	------	--	-------

*Materiaal / Materiel / Material*

Wit gelakt alu (structuurlak) / Alu laqué en blanc (peinture texturée) / White painted alu (texture paint)

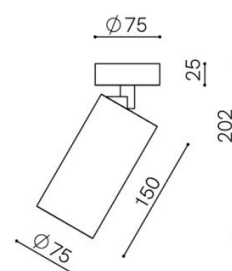
*Triac DIM*

*Cup*

4 054 02 27	2700K	2437lm	Zwart / Noir / Black
4 054 02 30	3000K	2550lm	Zwart / Noir / Black

*Accessoires/Accessoires/Accessories*

11 005 01	Binnenring goud / Anneau or / Cup gold
11 005 02	Binnenring wit / Anneau blanc / Cup white



### Plafo 32 - black - 700mA

700mA	1 Led	26,6w	CE		IP20		Ra>90
-------	-------	-------	----	--	------	--	-------

*Materiaal / Materiel / Material*

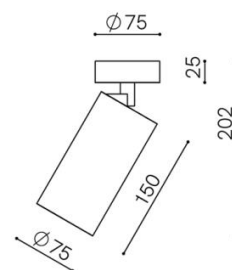
Zwart gelakt alu (structuurlak) / Alu laqué en noir (peinture texturée) / Black painted alu (texture paint)

*Cup*

4 054 03 27	2700K	2437lm	Zwart / Noir / Black
4 054 03 30	3000K	2550lm	Zwart / Noir / Black

*Accessoires/Accessoires/Accessories*

11 005 01	Binnenring goud / Anneau or / Cup gold
11 005 02	Binnenring wit / Anneau blanc / Cup white



### Plafo 32 - black - 230Vac

230Vac	1 Led	29w	CE		IP20		Ra>90
--------	-------	-----	----	--	------	--	-------

*Materiaal / Materiel / Material*

Zwart gelakt alu (structuurlak) / Alu laqué en noir (peinture texturée) / Black painted alu (texture paint)

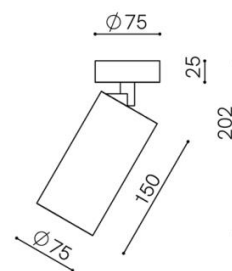
*Triac DIM*

*Cup*

4 054 04 27	2700K	2437lm	Zwart / Noir / Black
4 054 04 30	3000K	2550lm	Zwart / Noir / Black

*Accessoires/Accessoires/Accessories*

11 005 01	Binnenring goud / Anneau or / Cup gold
11 005 02	Binnenring wit / Anneau blanc / Cup white

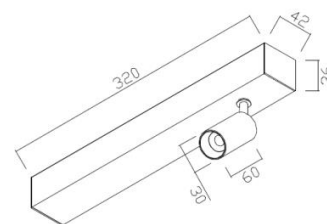




## Plafond 33 - 7w - white




*Materiaal / Materiel / Material*  
 Wit gelakt alu (structuurlak) / Alu laqué en blanc (peinture texturée) /  
 White painted alu (texture paint)



<i>Non DIM</i>		<i>Cup</i>	
4 055 01 27	2700K 420lm	Zwart / Noir / Black	
4 055 01 30	3000K 460lm	Zwart / Noir / Black	
<i>Triac DIM</i>			
4 055 02 27	2700K 420lm	Zwart / Noir / Black	
4 055 02 30	3000K 460lm	Zwart / Noir / Black	
<i>DALI DIM</i>			
4 055 03 27	2700K 420lm	Zwart / Noir / Black	
4 055 03 30	3000K 460lm	Zwart / Noir / Black	

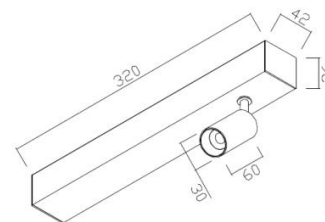
*Accessoires/Accessoires/Accessories*  
 11 004 01 Binnenring goud / Anneau or / Cup gold  
 11 004 02 Binnenring wit / Anneau blanc / Cup white



## Plafond 33 - 7w - black



*Materiaal / Materiel / Material*  
 Zwart gelakt alu (structuurlak) / Alu laqué en noir (peinture texturée) / Black painted alu (texture paint)



<i>Non DIM</i>		<i>Cup</i>	
4 055 04 27	2700K 420lm	Zwart / Noir / Black	
4 055 04 30	3000K 460lm	Zwart / Noir / Black	
<i>Triac DIM</i>			
4 055 05 27	2700K 420lm	Zwart / Noir / Black	
4 055 05 30	3000K 460lm	Zwart / Noir / Black	
<i>DALI DIM</i>			
4 055 06 27	2700K 420lm	Zwart / Noir / Black	
4 055 06 30	3000K 460lm	Zwart / Noir / Black	

*Accessoires/Accessoires/Accessories*  
 11 004 01 Binnenring goud / Anneau or / Cup gold  
 11 004 02 Binnenring wit / Anneau blanc / Cup white

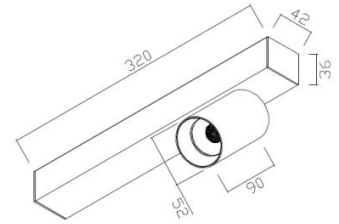


## Plafo 33 - 13w - white



*Materiaal / Materiel / Material*

Wit gelakt alu (structuurlak) / Alu laqué en blanc (peinture texturée) / White painted alu (texture paint)



<i>Non DIM</i>			<i>Cup</i>
4 055 07 27	2700K	830lm	Zwart / Noir / Black
4 055 07 30	3000K	890lm	Zwart / Noir / Black

<i>Triac DIM</i>			
4 055 08 27	2700K	830lm	Zwart / Noir / Black
4 055 08 30	3000K	890lm	Zwart / Noir / Black

<i>DALI DIM</i>			
4 055 09 27	2700K	830lm	Zwart / Noir / Black
4 055 09 30	3000K	890lm	Zwart / Noir / Black

*Accessoires/Accessoires/Accessories*

11 002 01	Binnenring goud / Anneau or / Cup gold
11 002 02	Binnenring wit / Anneau blanc / Cup white

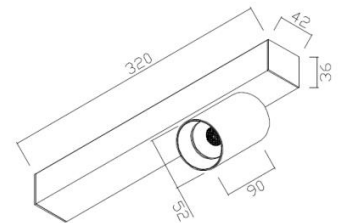


## Plafo 33 - 13w - black



*Materiaal / Materiel / Material*

Zwart gelakt alu (structuurlak) / Alu laqué en noir (peinture texturée) / Black painted alu (texture paint)



<i>Non DIM</i>			<i>Cup</i>
4 055 10 27	2700K	830lm	Zwart / Noir / Black
4 055 10 30	3000K	890lm	Zwart / Noir / Black

<i>Triac DIM</i>			
4 055 11 27	2700K	830lm	Zwart / Noir / Black
4 055 11 30	3000K	890lm	Zwart / Noir / Black

<i>DALI DIM</i>			
4 055 12 27	2700K	830lm	Zwart / Noir / Black
4 055 12 30	3000K	890lm	Zwart / Noir / Black

*Accessoires/Accessoires/Accessories*

11 002 01	Binnenring goud / Anneau or / Cup gold
11 002 02	Binnenring wit / Anneau blanc / Cup white

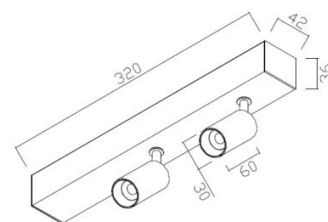


## Plafo 34 - 14w - white



*Materiaal / Matériel / Material*

Wit gelakt alu (structuurlak) / Alu laqué en blanc (peinture texturée) / White painted alu (texture paint)



<i>Non DIM</i>			<i>Cup</i>
4 056 01 27	2700K	840lm	Zwart / Noir / Black
4 056 01 30	3000K	920lm	Zwart / Noir / Black

<i>Triac DIM</i>			
4 056 02 27	2700K	840lm	Zwart / Noir / Black
4 056 02 30	3000K	920lm	Zwart / Noir / Black

<i>DALI DIM</i>			
4 056 03 27	2700K	840lm	Zwart / Noir / Black
4 056 03 30	3000K	920lm	Zwart / Noir / Black

*Accessoires/Accessoires/Accessories*

11 004 01	Binnenring goud / Anneau or / Cup gold
11 004 02	Binnenring wit / Anneau blanc / Cup white

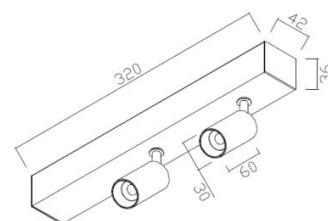


## Plafo 34 - 14w - black



*Materiaal / Matériel / Material*

Zwart gelakt alu (structuurlak) / Alu laqué en noir (peinture texturée) / Black painted alu (texture paint)




<i>Non DIM</i>			<i>Cup</i>
4 056 04 27	2700K	840lm	Zwart / Noir / Black
4 056 04 30	3000K	920lm	Zwart / Noir / Black

<i>Triac DIM</i>			
4 056 05 27	2700K	840lm	Zwart / Noir / Black
4 056 05 30	3000K	920lm	Zwart / Noir / Black

<i>DALI DIM</i>			
4 056 06 27	2700K	840lm	Zwart / Noir / Black
4 056 06 30	3000K	920lm	Zwart / Noir / Black

*Accessoires/Accessoires/Accessories*

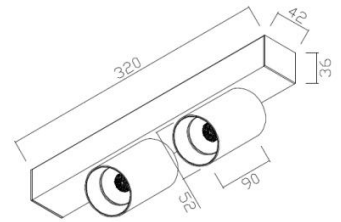
11 004 01	Binnenring goud / Anneau or / Cup gold
11 004 02	Binnenring wit / Anneau blanc / Cup white



## Plafo 34 - 26w - white



*Materiaal / Matériel / Material*  
 Wit gelakt alu (structuurlak) / Alu laqué en blanc (peinture texturée) /  
 White painted alu (texture paint)



<i>Non DIM</i>		<i>Cup</i>	
4 056 07 27	2700K	1660lm	Zwart / Noir / Black
4 056 07 30	3000K	1780lm	Zwart / Noir / Black

<i>Triac DIM</i>			
4 056 08 27	2700K	1660lm	Zwart / Noir / Black
4 056 08 30	3000K	1780lm	Zwart / Noir / Black

<i>DALI DIM</i>			
4 056 09 27	2700K	1660lm	Zwart / Noir / Black
4 056 09 30	3000K	1780lm	Zwart / Noir / Black

*Accessoires/Accessoires/Accessories*

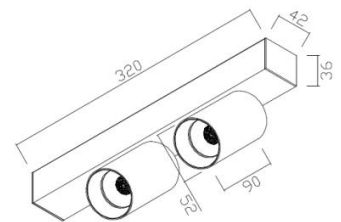
11 002 01	Binnenring goud / Anneau or / Cup gold
11 002 02	Binnenring wit / Anneau blanc / Cup white



## Plafo 34 - 26w - black



*Materiaal / Matériel / Material*  
 Zwart gelakt alu (structuurlak) / Alu laqué en noir (peinture texturée) /  
 Black painted alu (texture paint)



<i>Non DIM</i>		<i>Cup</i>	
4 056 10 27	2700K	1660lm	Zwart / Noir / Black
4 056 10 30	3000K	1780lm	Zwart / Noir / Black

<i>Triac DIM</i>			
4 056 11 27	2700K	1660lm	Zwart / Noir / Black
4 056 11 30	3000K	1780lm	Zwart / Noir / Black

<i>DALI DIM</i>			
4 056 12 27	2700K	1660lm	Zwart / Noir / Black
4 056 12 30	3000K	1780lm	Zwart / Noir / Black

*Accessoires/Accessoires/Accessories*

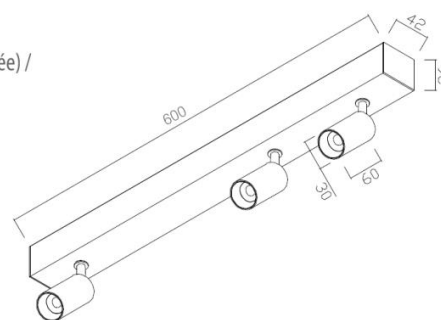
11 002 01	Binnenring goud / Anneau or / Cup gold
11 002 02	Binnenring wit / Anneau blanc / Cup white



## Plafo 35 - 21w - white



Materiaal / Matériel / Material  
 Wit gelakt alu (structuurlak) / Alu laqué en blanc (peinture texturée) /  
 White painted alu (texture paint)



<i>Non DIM</i>		<i>Cup</i>	
4 057 01 27	2700K 1260lm	Zwart / Noir / Black	
4 057 01 30	3000K 1380lm	Zwart / Noir / Black	

<i>Triac DIM</i>			
4 057 02 27	2700K 1260lm	Zwart / Noir / Black	
4 057 02 30	3000K 1380lm	Zwart / Noir / Black	

<i>DALI DIM</i>			
4 057 03 27	2700K 1260lm	Zwart / Noir / Black	
4 057 03 30	3000K 1380lm	Zwart / Noir / Black	

Accessoires/Accessoires/Accessories

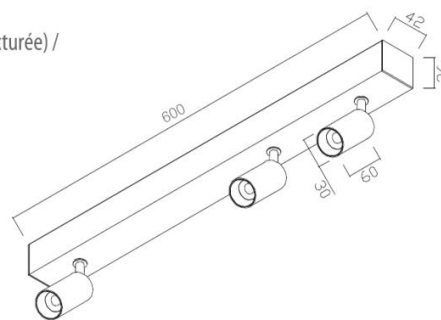
11 004 01	Binnenring goud / Anneau or / Cup gold
11 004 02	Binnenring wit / Anneau blanc / Cup white



## Plafo 35 - 21w - black



Materiaal / Matériel / Material  
 Zwart gelakt alu (structuurlak) / Alu laqué en noir (peinture texturée) /  
 Black painted alu (texture paint)



<i>Non DIM</i>		<i>Cup</i>	
4 057 04 27	2700K 1260lm	Zwart / Noir / Black	
4 057 04 30	3000K 1380lm	Zwart / Noir / Black	

<i>Triac DIM</i>			
4 057 05 27	2700K 1260lm	Zwart / Noir / Black	
4 057 05 30	3000K 1380lm	Zwart / Noir / Black	

<i>DALI DIM</i>			
4 057 06 27	2700K 1260lm	Zwart / Noir / Black	
4 057 06 30	3000K 1380lm	Zwart / Noir / Black	

Accessoires/Accessoires/Accessories

11 004 01	Binnenring goud / Anneau or / Cup gold
11 004 02	Binnenring wit / Anneau blanc / Cup white

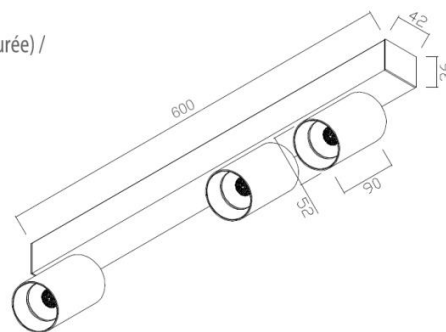


## Plafo 35 - 39w - white



*Materiaal / Matériel / Material*

Wit gelakt alu (structuurlak) / Alu laqué en blanc (peinture texturée) / White painted alu (texture paint)



<i>Non DIM</i>		<i>Cup</i>	
4 057 07 27	2700K 2490lm	Zwart / Noir / Black	
4 057 07 30	3000K 2670lm	Zwart / Noir / Black	

<i>Triac DIM</i>			
4 057 08 27	2700K 2490lm	Zwart / Noir / Black	
4 057 08 30	3000K 2670lm	Zwart / Noir / Black	

<i>DALI DIM</i>			
4 057 09 27	2700K 2490lm	Zwart / Noir / Black	
4 057 09 30	3000K 2670lm	Zwart / Noir / Black	

*Accessoires/Accessoires/Accessories*

11 002 01	Binnenring goud / Anneau or / Cup gold
11 002 02	Binnenring wit / Anneau blanc / Cup white

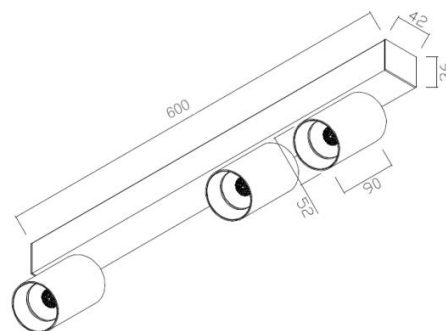


## Plafo 35 - 39w - black



*Materiaal / Matériel / Material*

Zwart gelakt alu (structuurlak) / Alu laqué en noir (peinture texture) / Black painted alu (texture paint)



<i>Non DIM</i>		<i>Cup</i>	
4 057 10 27	2700K 2490lm	Zwart / Noir / Black	
4 057 10 30	3000K 2670lm	Zwart / Noir / Black	

<i>Triac DIM</i>			
4 057 11 27	2700K 2490lm	Zwart / Noir / Black	
4 057 11 30	3000K 2670lm	Zwart / Noir / Black	

<i>DALI DIM</i>			
4 057 12 27	2700K 2490lm	Zwart / Noir / Black	
4 057 12 30	3000K 2670lm	Zwart / Noir / Black	

*Accessoires/Accessoires/Accessories*

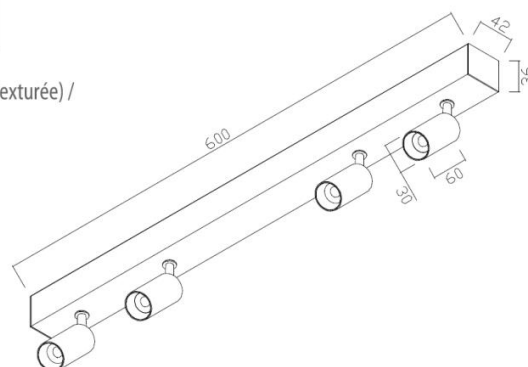
11 002 01	Binnenring goud / Anneau or / Cup gold
11 002 02	Binnenring wit / Anneau blanc / Cup white



## Plafond 37 - 28w - white



Materiaal / Matériel / Material  
 Wit gelakt alu (structuurlak) / Alu laqué en blanc (peinture texturée) /  
 White painted alu (texture paint)




Non DIM			Cup
4 059 01 27	2700K	1680lm	Zwart / Noir / Black
4 059 01 30	3000K	1840lm	Zwart / Noir / Black

Triac DIM			
4 059 02 27	2700K	1680lm	Zwart / Noir / Black
4 059 02 30	3000K	1840lm	Zwart / Noir / Black

DALI DIM			
4 059 03 27	2700K	1680lm	Zwart / Noir / Black
4 059 03 30	3000K	1840lm	Zwart / Noir / Black

Accessoires/Accessoires/Accessories

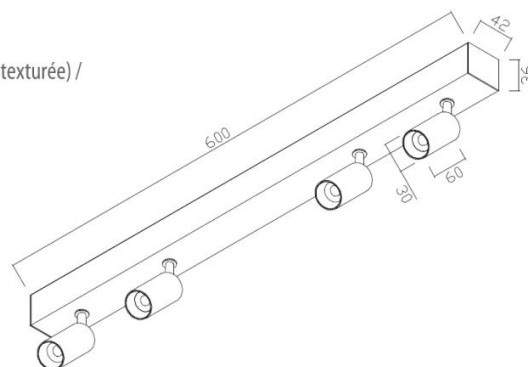
11 004 01	Binnenring goud / Anneau or / Cup gold
11 004 02	Binnenring wit / Anneau blanc / Cup white



## Plafond 37 - 28w - black



Materiaal / Matériel / Material  
 Zwart gelakt alu (structuurlak) / Alu laqué en noir (peinture texturée) /  
 Black painted alu (texture paint)




Non DIM			Cup
4 059 04 27	2700K	1680lm	Zwart / Noir / Black
4 059 04 30	3000K	1840lm	Zwart / Noir / Black

Triac DIM			
4 059 05 27	2700K	1680lm	Zwart / Noir / Black
4 059 05 30	3000K	1840lm	Zwart / Noir / Black

DALI DIM			
4 059 06 27	2700K	1680lm	Zwart / Noir / Black
4 059 06 30	3000K	1840lm	Zwart / Noir / Black

Accessoires/Accessoires/Accessories

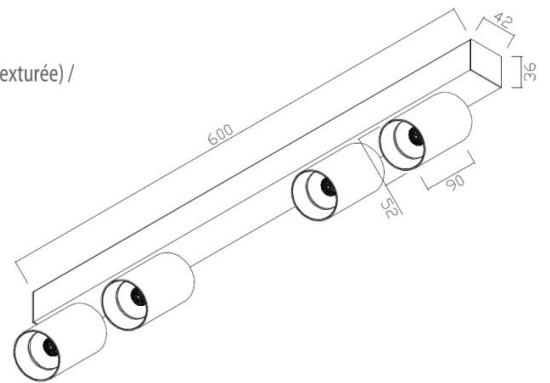
11 004 01	Binnenring goud / Anneau or / Cup gold
11 004 02	Binnenring wit / Anneau blanc / Cup white



## Plafond 37 - 52w - white


230Vac	4 Led	52w	CE		IP20		Ra>90
--------	-------	-----	----	--	------	--	-------

Materiaal / Matériel / Material  
 Wit gelakt alu (structuurlak) / Alu laqué en blanc (peinture texturée) /  
 White painted alu (texture paint)



Non DIM		Cup	
4 059 07 27	2700K 3320lm	Zwart / Noir / Black	
4 059 07 30	3000K 3560lm	Zwart / Noir / Black	
Triac DIM			
4 059 08 27	2700K 3320lm	Zwart / Noir / Black	
4 059 08 30	3000K 3560lm	Zwart / Noir / Black	
DALI DIM			
4 059 09 27	2700K 3320lm	Zwart / Noir / Black	
4 059 09 30	3000K 3560lm	Zwart / Noir / Black	

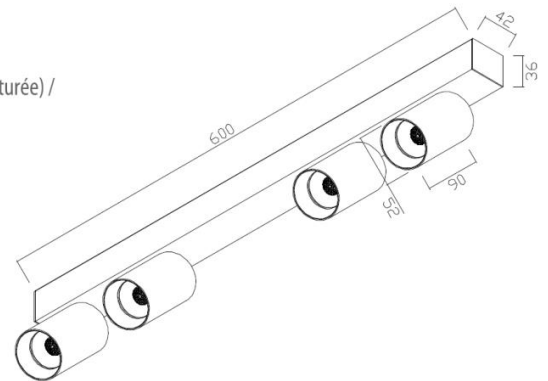
Accessoires/Accessoires/Accessories  
 11 002 01 Binnenring goud / Anneau or / Cup gold  
 11 002 02 Binnenring wit / Anneau blanc / Cup white



## Plafond 37 - 52w - black

230Vac	4 Led	52w	CE		IP20		Ra>90
--------	-------	-----	----	--	------	--	-------

Materiaal / Matériel / Material  
 Zwart gelakt alu (structuurlak) / Alu laqué en noir (peinture texturée) /  
 Black painted alu (texture paint)



Non DIM		Cup	
4 059 10 27	2700K 3320lm	Zwart / Noir / Black	
4 059 10 30	3000K 3560lm	Zwart / Noir / Black	
Triac DIM			
4 059 11 27	2700K 3320lm	Zwart / Noir / Black	
4 059 11 30	3000K 3560lm	Zwart / Noir / Black	
DALI DIM			
4 059 12 27	2700K 3320lm	Zwart / Noir / Black	
4 059 12 30	3000K 3560lm	Zwart / Noir / Black	

Accessoires/Accessoires/Accessories  
 11 002 01 Binnenring goud / Anneau or / Cup gold  
 11 002 02 Binnenring wit / Anneau blanc / Cup white



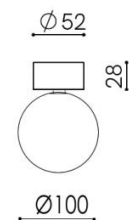
### Plafo 38 - white - 350mA

350mA	1 Led	4,5w	CE		IP20		Ra>90
-------	-------	------	----	--	------	--	-------

*Materiaal / Materiel / Material*

Wit gelakt alu (structuurlak) + PC / Alu laqué en blanc (peinture texturée) + PC / White painted alu (texture paint) + PC

4 065 01 27	2700K	320lm
4 065 01 30	3000K	340lm



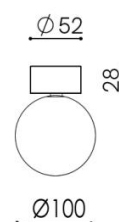
### Plafo 38 - black - 350mA

350mA	1 Led	4,5w	CE		IP20		Ra>90
-------	-------	------	----	--	------	--	-------

*Materiaal / Materiel / Material*

Zwart gelakt alu (structuurlak) + PC / Alu laqué en noir (peinture texturée) + PC / Black painted alu (texture paint) + PC

4 065 02 27	2700K	395lm
4 065 02 30	3000K	416lm



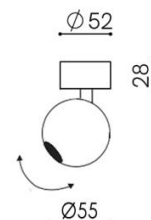
### Plafo 39 - white - 350mA

350mA	1 Led	6,3w	CE		IP20		Ra>90
-------	-------	------	----	--	------	--	-------

*Materiaal / Materiel / Material*

Wit gelakt alu (structuurlak) / Alu laqué en blanc (peinture texturée) / White painted alu (texture paint)

4 066 01 27	2700K	425lm
4 066 01 30	3000K	452lm



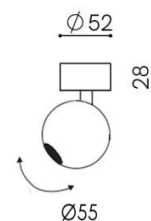
### Plafo 39 - black - 350mA


350mA	1 Led	6,3w	CE		IP20		Ra>90
-------	-------	------	----	--	------	--	-------

*Materiaal / Materiel / Material*

Zwart gelakt alu (structuurlak) / Alu laqué en noir (peinture texturée) / Black painted alu (texture paint)

4 066 02 27	2700K	425lm
4 066 02 30	3000K	452lm



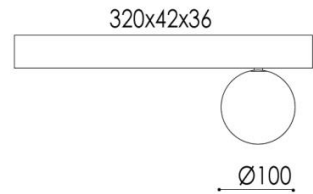


## Plafo 40 - white



*Materiaal / Materiel / Material*

Wit gelakt alu (structuurlak) / Alu laqué en blanc (peinture texturée) / White painted alu (texture paint)



*Non DIM*


4 067 01 27 2700K 320lm  
4 067 01 30 3000K 340lm

*Triac DIM*

4 067 02 27 2700K 320lm  
4 067 02 30 3000K 340lm

*DALI DIM*

4 067 03 27 2700K 320lm  
4 067 03 30 3000K 340lm

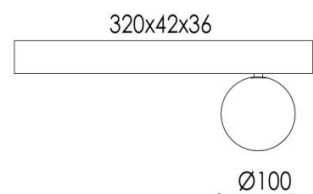


## Plafo 40 - black



*Materiaal / Materiel / Material*

Zwart gelakt alu (structuurlak) / Alu laqué en noir (peinture texturée) / Black painted alu (texture paint)



*Non DIM*


4 067 04 27 2700K 320lm  
4 067 04 30 3000K 340lm

*Triac DIM*

4 067 05 27 2700K 320lm  
4 067 05 30 3000K 340lm

*DALI DIM*

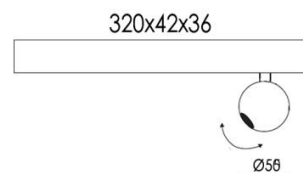
4 067 06 27 2700K 320lm  
4 067 06 30 3000K 340lm



## Plafo 41 - white



*Materiaal / Materiel / Material*  
 Wit gelakt alu (structuurlak) / Alu laqué en blanc (peinture texturée) /  
 White painted alu (texture paint)



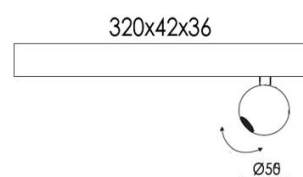
<i>Non DIM</i>		
4 068 01 27	2700K	425lm
4 068 01 30	3000K	452lm
<i>Triac DIM</i>		
4 068 02 27	2700K	425lm
4 068 02 30	3000K	452lm
<i>DALI DIM</i>		
4 068 03 27	2700K	425lm
4 068 03 30	3000K	452lm




## Plafo 41 - black



*Materiaal / Materiel / Material*  
 Zwart gelakt alu (structuurlak) / Alu laqué en noir (peinture texturée) /Black painted alu (texture paint)



<i>Non DIM</i>		
4 068 04 27	2700K	425lm
4 068 04 30	3000K	452lm
<i>Triac DIM</i>		
4 068 05 27	2700K	425lm
4 068 05 30	3000K	452lm
<i>DALI DIM</i>		
4 068 06 27	2700K	425lm
4 068 06 30	3000K	452lm

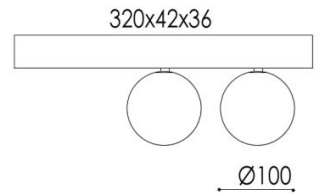


## Plafo 42 - white



*Materiaal / Materiel / Material*

Wit gelakt alu (structuurlak) / Alu laqué en blanc (peinture texturée) / White painted alu (texture paint)



*Non DIM*


4 069 01 27 2700K 640lm  
4 069 01 30 3000K 680lm

*Triac DIM*

4 069 02 27 2700K 640lm  
4 069 02 30 3000K 680lm

*DALI DIM*

4 069 03 27 2700K 640lm  
4 069 03 30 3000K 680lm

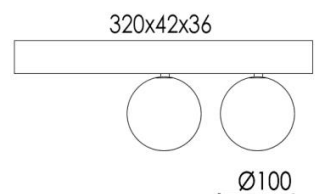


## Plafo 42 - black



*Materiaal / Materiel / Material*

Zwart gelakt alu (structuurlak) / Alu laqué en noir (peinture texturée) / Black painted alu (texture paint)



*Non DIM*


4 069 04 27 2700K 640lm  
4 069 04 30 3000K 680lm

*Triac DIM*

4 069 05 27 2700K 640lm  
4 069 05 30 3000K 680lm

*DALI DIM*

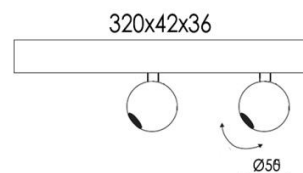
4 069 06 27 2700K 640lm  
4 069 06 30 3000K 680lm




## Plafo 43 - white



*Materiaal / Materiel / Material*  
 Wit gelakt alu (structuurlak) / Alu laqué en blanc (peinture texturée) /  
 White painted alu (texture paint)



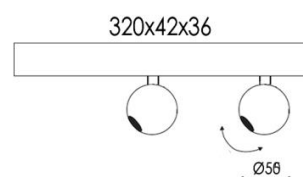
<i>Non DIM</i>		
4 070 01 27	2700K	850lm
4 070 01 30	3000K	904lm
<i>Triac DIM</i>		
4 070 02 27	2700K	850lm
4 070 02 30	3000K	904lm
<i>DALI DIM</i>		
4 070 03 27	2700K	850lm
4 070 03 30	3000K	904lm



## Plafo 43 - black



*Materiaal / Materiel / Material*  
 Zwart gelakt alu (structuurlak) / Alu laqué en noir (peinture texturée) /Black painted alu (texture paint)



<i>Non DIM</i>		
4 070 04 27	2700K	850lm
4 070 04 30	3000K	904lm
<i>Triac DIM</i>		
4 070 05 27	2700K	850lm
4 070 05 30	3000K	904lm
<i>DALI DIM</i>		
4 070 06 27	2700K	850lm
4 070 06 30	3000K	904lm

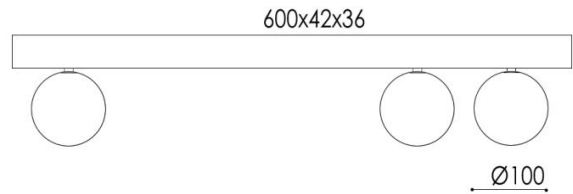


## Plafo 44 - white



*Materiaal / Materiel / Material*

Wit gelakt alu (structuurlak) / Alu laqué en blanc (peinture texturée) / White painted alu (texture paint)



*Non DIM*


4 071 01 27 2700K 960lm  
4 071 01 30 3000K 1020lm

*Triac DIM*

4 071 02 27 2700K 960lm  
4 071 02 30 3000K 1020lm

*DALI DIM*

4 071 03 27 2700K 960lm  
4 071 03 30 3000K 1020lm




## Plafo 44 - black



*Materiaal / Materiel / Material*

Zwart gelakt alu (structuurlak) / Alu laqué en noir (peinture texturée) / Black painted alu (texture paint)



*Non DIM*

4 071 04 27 2700K 960lm  
4 071 04 30 3000K 1020lm

*Triac DIM*

4 071 05 27 2700K 960lm  
4 071 05 30 3000K 1020lm

*DALI DIM*


4 071 06 27 2700K 960lm  
4 071 06 30 3000K 1020lm



## Plafo 45 - white



*Materiaal / Materiel / Material*  
 Wit gelakt alu (structuurlak) / Alu laqué en blanc (peinture texturée) /  
 White painted alu (texture paint)




<i>Non DIM</i>		
4 072 01 27	2700K	1275lm
4 072 01 30	3000K	1356lm
<i>Triac DIM</i>		
4 072 02 27	2700K	1275lm
4 072 02 30	3000K	1356lm
<i>DALI DIM</i>		
4 072 03 27	2700K	1275lm
4 072 03 30	3000K	1356lm




## Plafo 45 - black



*Materiaal / Materiel / Material*  
 Zwart gelakt alu (structuurlak) / Alu laqué en noir (peinture texturée) /Black painted alu (texture paint)



<i>Non DIM</i>		
4 072 04 27	2700K	1275lm
4 072 04 30	3000K	1356lm
<i>Triac DIM</i>		
4 072 05 27	2700K	1275lm
4 072 05 30	3000K	1356lm
<i>DALI DIM</i>		
4 072 06 27	2700K	1275lm
4 072 06 30	3000K	1356lm

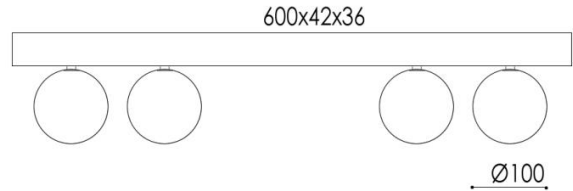


## Plafo 46 - white



*Materiaal / Materiel / Material*

Wit gelakt alu (structuurlak) / Alu laqué en blanc (peinture texturée) / White painted alu (texture paint)



*Non DIM*


4 073 01 27	2700K	1280lm
4 073 01 30	3000K	1360lm

*Triac DIM*

4 073 02 27	2700K	1280lm
4 073 02 30	3000K	1360lm

*DALI DIM*

4 073 03 27	2700K	1280lm
4 073 03 30	3000K	1360lm

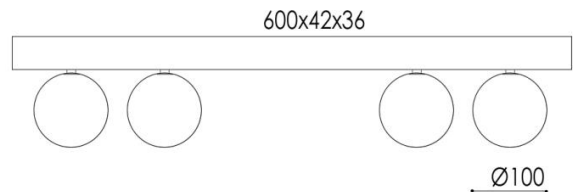


## Plafo 46 - black



*Materiaal / Materiel / Material*

Zwart gelakt alu (structuurlak) / Alu laqué en noir (peinture texturée) / Black painted alu (texture paint)



*Non DIM*


4 073 04 27	2700K	1280lm
4 073 04 30	3000K	1360lm

*Triac DIM*

4 073 05 27	2700K	1280lm
4 073 05 30	3000K	1360lm

*DALI DIM*

4 073 06 27	2700K	1280lm
4 073 06 30	3000K	1360lm

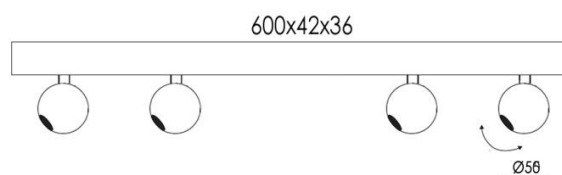


## Plafo 47 - white



*Materiaal / Materiel / Material*

Wit gelakt alu (structuurlak) / Alu laqué en blanc (peinture texturée) / White painted alu (texture paint)



*Non DIM*


4 074 01 27	2700K	1700lm
4 074 01 30	3000K	1804lm

*Triac DIM*

4 074 02 27	2700K	1700lm
4 074 02 30	3000K	1804lm

*DALI DIM*

4 074 03 27	2700K	1700lm
4 074 03 30	3000K	1804lm

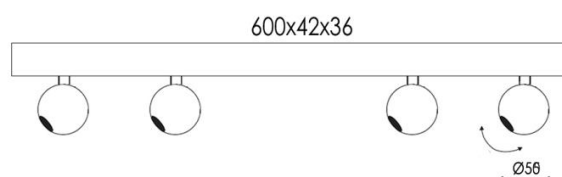


## Plafo 47 - black



*Materiaal / Materiel / Material*

Zwart gelakt alu (structuurlak) / Alu laqué en noir (peinture texturée) / Black painted alu (texture paint)



*Non DIM*


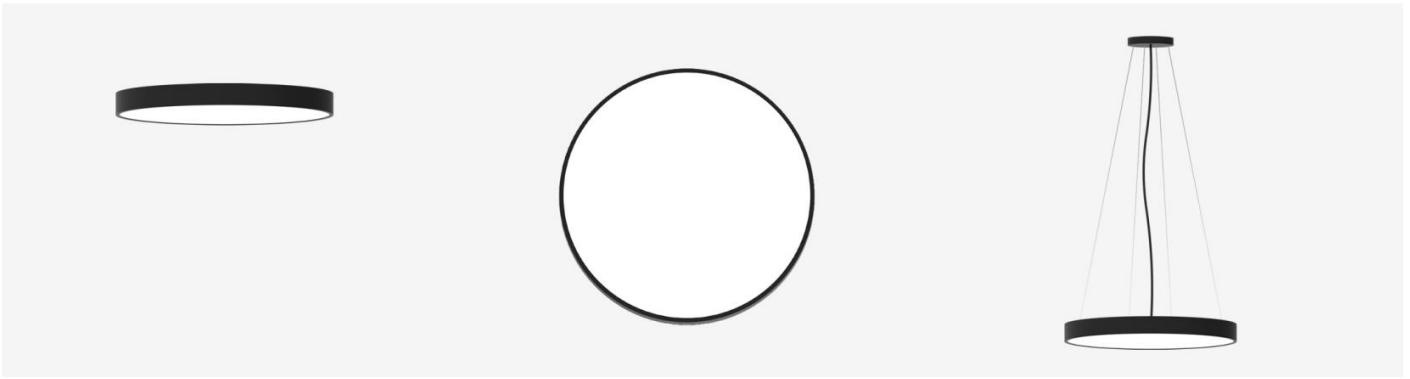
4 074 04 27	2700K	1700lm
4 074 04 30	3000K	1804lm

*Triac DIM*

4 074 05 27	2700K	1700lm
4 074 05 30	3000K	1804lm

*DALI DIM*

4 074 06 27	2700K	1700lm
4 074 06 30	3000K	1804lm



### Plafo 21 - Ø480

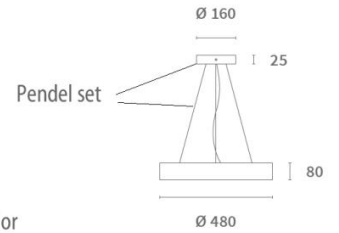


Gelakt alu (structuurlak) / Alu laqué (peinture texturée) / Painted alu (texture paint)

Instelbare intensiteit / Intensité ajustable / Adjustable intensity : 50 / 75 / 100 %

Instelbare kleurtemperatuur / Couleur lumière adaptable / Adjustable lightcolor

4 041 01 ad	3000K / 3500K / 4000K	3350lm / 3500lm / 3530lm	Wit / Blanc / White	Dali Dim
4 041 02 ad	3000K / 3500K / 4000K	3350lm / 3500lm / 3530lm	Zwart / Noir / Black	Dali Dim
4 041 03	Pendel set		Wit / Blanc / White	
4 041 04	Pendel set		Zwart / Noir / Black	



### Plafo 21 - Ø600


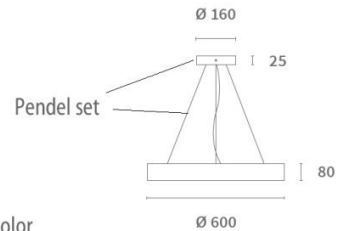


Gelakt alu (structuurlak) / Alu laqué (peinture texturée) / Painted alu (texture paint)

Instelbare intensiteit / Intensité ajustable / Adjustable intensity : 50 / 75 / 100 %

Instelbare kleurtemperatuur / Couleur lumière adaptable / Adjustable lightcolor

4 042 01 ad	3000K / 3500K / 4000K	5540lm / 5560lm / 5595lm	Wit / Blanc / White	Dali Dim
4 042 02 ad	3000K / 3500K / 4000K	5540lm / 5560lm / 5595lm	Zwart / Noir / Black	Dali Dim
4 042 03	Pendel set		Wit / Blanc / White	
4 042 04	Pendel set		Zwart / Noir / Black	



### Plafo 21 - Ø900

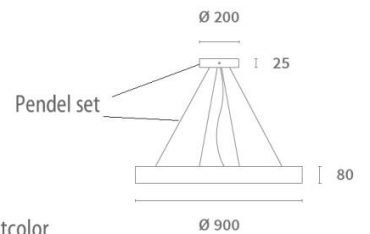


Gelakt alu (structuurlak) / Alu laqué (peinture texturée) / Painted alu (texture paint)

Instelbare intensiteit / Intensité ajustable / Adjustable intensity : 50 / 75 / 100 %

Instelbare kleurtemperatuur / Couleur lumière adaptable / Adjustable lightcolor

4 043 01 ad	3000K / 3500K / 4000K	7540lm / 7850lm / 7900lm	Wit / Blanc / White	Dali Dim
4 043 02 ad	3000K / 3500K / 4000K	7540lm / 7850lm / 7900lm	Zwart / Noir / Black	Dali Dim
4 043 03	Pendel set		Wit / Blanc / White	
4 043 04	Pendel set		Zwart / Noir / Black	





## CABO 1

- Ø 58 x 14mm
- IP 65
- 230V AC technology
- Montage met vijzen/ Fixation avec des vis / Fixation with screws
- 1m kabel / cable / wire
- Dimbaar / Dimmable

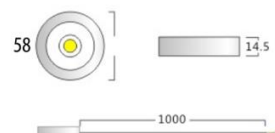


### Cabo 1



*Materiaal / Materiel / Material*

Wit gelakt alu / Alu laqué en blanc / White painted alu



4 019 01 ww 3000K 280lm

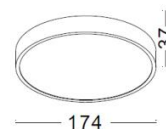


### Plafo 2



*Materiaal / Materiel / Material*

Wit gelakt alu (structuurlak) + PMMA / Alu laqué en blanc (peinture texturée) + PMMA / White painted alu (texture paint) + PMMA



4 011 01 ww 3000K 1200lm

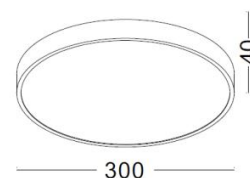


### Plafo 3



*Materiaal / Materiel / Material*

Wit gelakt alu (structuurlak) + PMMA / Alu laqué en blanc (peinture texturée) + PMMA / White painted alu (texture paint) + PMMA



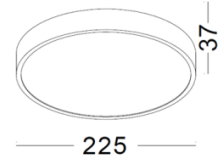
4 012 01 ww 3000K 2400lm



## Plafo 16

230Vac 18w CE  IP40

*Materiaal / Matériel / Material*  
 Wit gelakt alu (structuurlak) + PMMA / Alu laqué en blanc (peinture texturée) + PMMA / White painted alu (texture paint) + PMMA



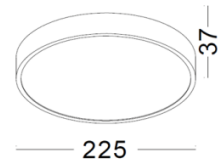
4 032 01 ww 3000K 1800lm



## Plafo 16 - MICRO

230Vac 18w CE  IP40

*Materiaal / Matériel / Material*  
 Wit gelakt alu (structuurlak) + PMMA / Alu laqué en blanc (peinture texturée) + PMMA / White painted alu (texture paint) + PMMA



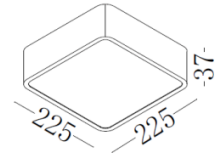
4 032 02 ww 3000K 1800lm



## Plafo 4

230Vac 18w CE  IP40

*Materiaal / Matériel / Material*  
 Wit gelakt alu (structuurlak) + PMMA / Alu laqué en blanc (peinture texturée) + PMMA / White painted alu (texture paint) + PMMA



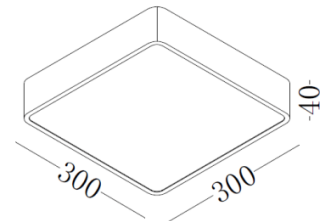
4 013 01 ww 3000K 1800lm



## Plafo 5

230Vac 24w CE  IP40

*Materiaal / Matériel / Material*  
 Wit gelakt alu (structuurlak) + PMMA / Alu laqué en blanc (peinture texturée) + PMMA / White painted alu (texture paint) + PMMA



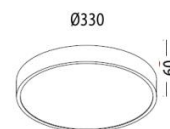
4 014 01 ww 3000K 2400lm



### Plafo 36

230Vac 16w CE  IP20

Materiaal / Materiel / Material  
PMMA



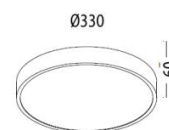
4 058 01 30 3000K 1360lm



### Plafo 36 - MICRO / Emergency

230Vac 16w CE  IP40

Materiaal / Materiel / Material  
PMMA



MICRO  
4 058 02 30 3000K 1360lm

MICRO + Emergency  
4 058 03 30 3000K 1360lm

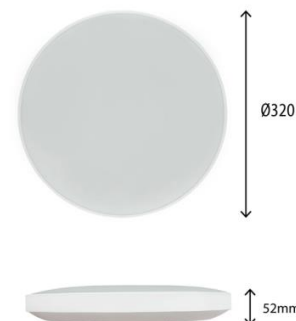


### Plafo 48 - black & white

230Vac 24w CE  IP40

Materiaal / Materiel / Material  
PMMA

Zwarte ring inbegrepen / Anneau noir incluse / Black ring included



4 075 01 ad 3000K/4000K/6000K 1750lm/1830lm/1950lm




### Plafo 48 - black & white - MICRO

230Vac 24w CE  IP40

Materiaal / Materiel / Material  
PMMA

Zwarte ring inbegrepen / Anneau noir incluse / Black ring included



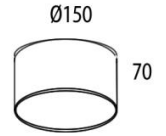
4 075 02 ad 3000K/4000K/6000K 1750lm/1830lm/1950lm



### Plafo 49 - white

230Vac 15w CE  IP20

*Materiaal / Materiel / Material*  
 Wit gelakt alu (structuurlak) + PMMA / Alu laqué en blanc (peinture texturée) + PMMA / White painted alu (texture paint) + PMMA



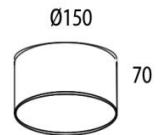
4 076 01 ad 2700K / 3200K / 4000K 1139lm / 1186lm / 1210lm



### Plafo 49 - black

230Vac 15w CE  IP20

*Materiaal / Materiel / Material*  
 Zwart gelakt alu (structuurlak) + PMMA / Alu laqué en noir (peinture texturée) + PMMA / Black painted alu (texture paint) + PMMA



4 076 02 ad 2700K / 3200K / 4000K 1139lm / 1186lm / 1210lm



### Plafo 50 - white

230Vac 30w CE  IP20

*Materiaal / Materiel / Material*  
 Wit gelakt alu (structuurlak) + PMMA / Alu laqué en blanc (peinture texturée) + PMMA / White painted alu (texture paint) + PMMA



4 077 01 ad 2700K / 3200K / 4000K 3020lm / 3275lm / 3325lm



### Plafo 50 - black

230Vac 30w CE  IP20

*Materiaal / Materiel / Material*  
 Zwart gelakt alu (structuurlak) + PMMA / Alu laqué en noir (peinture texturée) + PMMA / Black painted alu (texture paint) + PMMA




4 077 02 ad 2700K / 3200K / 4000K 3020lm / 3275lm / 3325lm

# Linea 74x44

De linea 74x44 armatuur is een ledprofiel van 1120mm dat eenvoudig kan gemonteerd worden op het plafond door middel van onzichtbare veren. Het profiel bestaat wit of zwart gelakt, in 3000 en 4000K. Een versie met een PIR sensor is eveneens beschikbaar.

Le luminaire linea 74x44 est un profilé LED de 1120 mm qui peut être facilement monté au plafond à l'aide de ressorts invisibles. Le profilé est disponible en blanc ou noir, en 3000 et 4000K. Une version avec capteur PIR est également disponible.

The linea 74x44 luminaire is an 1120mm LED profile that can be easily mounted on the ceiling by means of invisible springs. The profile is available painted white or black, in 3000 and 4000K. A version with a PIR sensor is also available.




## Linea 74x44

220 Vac	36w	CE		IP20	Ra>80
---------	-----	----	--	------	-------

Gelakt alu (struct. lak) / Alu laqué (peint. tex.) / Painted alu (tex. paint)

Wit / Blanc / White		
4 079 01 30	3000K	4700lm
4 079 01 40	4000K	4900lm
Zwart / Noir / Black		
4 079 02 30	3000K	4700lm
4 079 02 40	4000K	4900lm




## Linea 74x44 - PIR

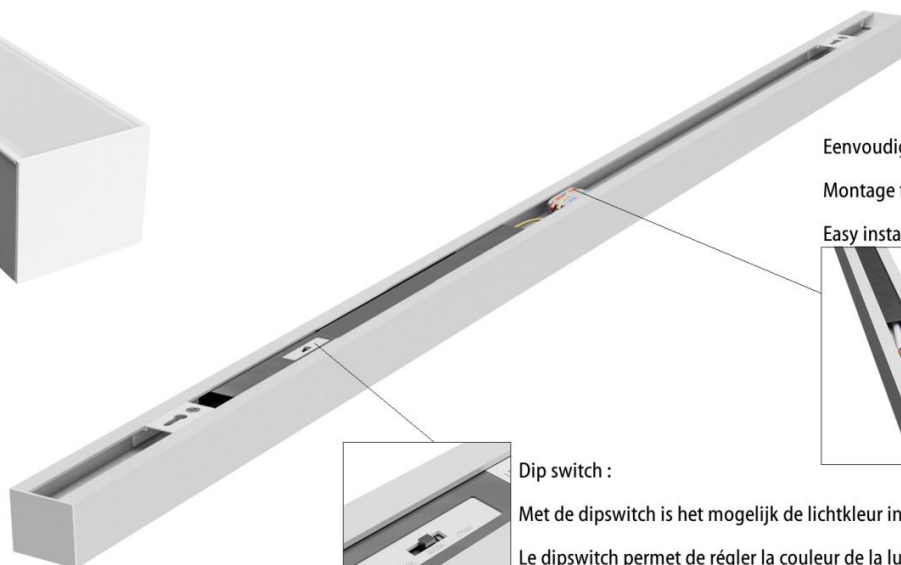

220 Vac	36w	CE		IP20	Ra>80
---------	-----	----	--	------	-------

Gelakt alu (struct. lak) / Alu laqué (peint. tex.) / Painted alu (tex. paint)

Wit / Blanc / White		
4 079 03 30	3000K	4700lm
4 079 03 40	4000K	4900lm
Zwart / Noir / Black		
4 079 04 30	3000K	4700lm
4 079 04 40	4000K	4900lm



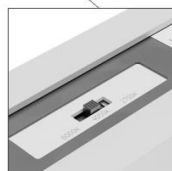

## Linea 42x37



Eenvoudige installatie

Montage facile

Easy installation



Dip switch :

Met de dipswitch is het mogelijk de lichtkleur in te stellen op 2700, 4000 or 6000K.

Le dipswitch permet de régler la couleur de la lumière sur 2700, 4000 or 6000K.

With the dipswitch it is possible to set the light color to 2700, 4000 or 6000K.



### Linea 42x37 - L1200




Gelakt alu (struct. lak) / Alu laqué (peint. tex.) / Painted alu (tex. paint)

Wit / Blanc / White

4 082 01 ad 2700K/4000K/6000K 3700lm/3850lm/4050lm

Zwart / Noir / Black

4 082 02 ad 2700K/4000K/6000K 3700lm/3850lm/4050lm



### Linea 42x37 - L1500




Gelakt alu (struct. lak) / Alu laqué (peint. tex.) / Painted alu (tex. paint)

Wit / Blanc / White

4 082 03 ad 2700K/4000K/6000K 4700lm/4850lm/5050lm

Zwart / Noir / Black

4 082 04 ad 2700K/4000K/6000K 4700lm/4850lm/5050lm





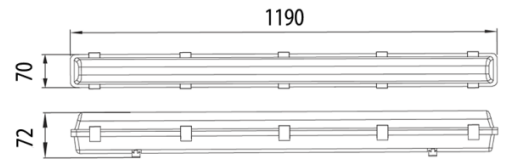


### TRI - BOOST 38W

220 Vac 38w CE  IP65 Ra>80

Materiaal / Materiel / Material  
PC

4 017 04 40 4000K 6600lm

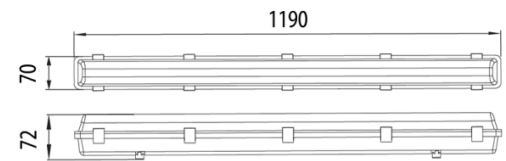


### TRI - BOOST - black 38W

220 Vac 38w CE  IP65 Ra>80

Materiaal / Materiel / Material  
PC (glossy)

4 017 05 40 4000K 6600lm

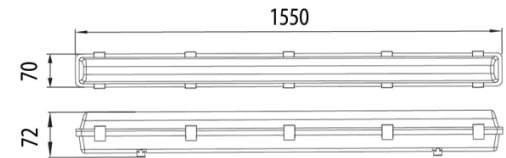



### TRI - BOOST 52W

220 Vac 52w CE  IP65 Ra>80

Materiaal / Materiel / Material  
PC

4 018 03 40 4000K 8900lm





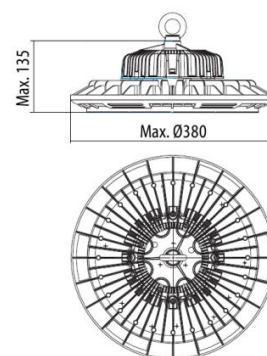
## Ufo - high bay light

220 Vac CE  IP65 Ra>80

*Materiaal / Matériel / Material*  
Zwart gelakt alu / Alu laqué en noir / Black painted alu

1-10V Dimbaar / 1-10V Dimmable

4 034 01 30	3000K	100w	14000lm
4 034 01 40	4000K	100w	15000lm
4 034 02 30	3000K	150w	21000lm
4 034 02 40	4000K	150w	22500lm
4 034 03 30	3000K	200w	28000lm
4 034 03 40	4000K	200w	30000lm
4 034 04 30	3000K	240w	33500lm
4 034 04 40	4000K	240w	36000lm





## Wandverlichting

Eclairage mural

Wall lighting





## Compacto - 350mA

350mA	1 Led	1,2w	CE		IP20	
-------	-------	------	----	--	------	--

Past in standaard Helia box / Montable dans une boîte 'Helia' / Fits in standard Helia box

Geanodiseerd alu / Alu anodisé / Anodised alu

0009 05 ww 2700K 100lm

0009 05 xw 3000K 110lm

Wit gelakt alu (struct. lak) / Alu laqué en blanc (peint. tex.) / White painted alu (tex. paint)


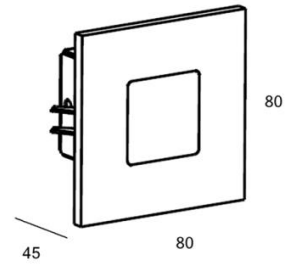
0009 06 ww 2700K 100lm

0009 06 xw 3000K 110lm

Zwart gelakt alu (struct. lak) / Alu laqué en noir (peint. tex.) / Black painted alu (tex. paint)

0009 07 ww 2700K 100lm

0009 07 xw 3000K 110lm



## Compacto - 24Vdc

24Vdc	1 Led	1,2w	CE		IP20	
-------	-------	------	----	--	------	--

Past in standaard Helia box / Montable dans une boîte 'Helia' / Fits in standard Helia box

Geanodiseerd alu / Alu anodisé / Anodised alu

0009 08 ww 2700K 100lm

0009 08 xw 3000K 110lm

Wit gelakt alu (struct. lak) / Alu laqué en blanc (peint. tex.) / White painted alu (tex. paint)


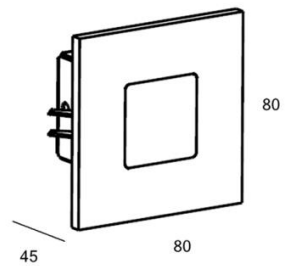
0009 09 ww 2700K 100lm

0009 09 xw 3000K 110lm

Zwart gelakt alu (struct. lak) / Alu laqué en noir (peint. tex.) / Black painted alu (tex. paint)

0009 10 ww 2700K 100lm

0009 10 xw 3000K 110lm



## Compacto - 230Vac

230Vac	1 Led	1,2w	CE		IP20	
--------	-------	------	----	--	------	--

Past in standaard Helia box / Montable dans une boîte 'Helia' / Fits in standard Helia box

Geanodiseerd alu / Alu anodisé / Anodised alu

0009 08 ww t 2700K 100lm

0009 08 xw t 3000K 110lm

Wit gelakt alu (struct. lak) / Alu laqué en blanc (peint. tex.) / White painted alu (tex. paint)

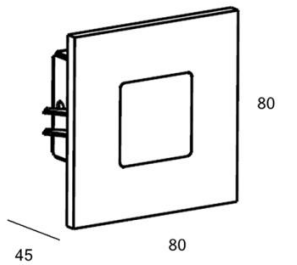
0009 09 ww t 2700K 100lm

0009 09 xw t 3000K 110lm

Zwart gelakt alu (struct. lak) / Alu laqué en noir (peint. tex.) / Black painted alu (tex. paint)

0009 10 ww t 2700K 100lm

0009 10 xw t 3000K 110lm



## Sotto - 350mA

350mA	2 Led	2,4w	CE		IP20	
-------	-------	------	----	--	------	--

Past in standaard Helia box / Montable dans une boîte 'Helia' / Fits in standard Helia box

Geanodiseerd alu / Alu anodisé / Anodised alu

0020 02 ww 2700K 200lm

0020 02 xw 3000K 220lm

Wit gelakt alu (struct. lak) / Alu laqué en blanc (peint. tex.) / White painted alu (tex. paint)

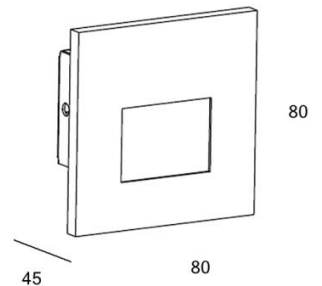
0020 04 ww 2700K 200lm

0020 04 xw 3000K 220lm

Zwart gelakt alu (struct. lak) / Alu laqué en noir (peint. tex.) / Black painted alu (tex. paint)

0020 06 ww 2700K 200lm

0020 06 xw 3000K 220lm





## Sotto - 24Vdc



Past in standaard Helia box / Montable dans une boîte 'Helia' / Fits in standard Helia box

Geanodiseerd alu / Alu anodisé / Anodised alu

0020 01 ww 2700K 200lm

0020 01 xw 3000K 220lm

Wit gelakt alu (struct. lak) / Alu laqué en blanc (peint. tex.) / White painted alu (tex. paint)

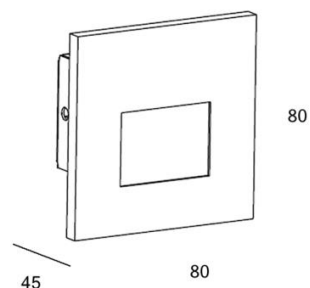
0020 03 ww 2700K 200lm

0020 03 xw 3000K 220lm

Zwart gelakt alu (struct. lak) / Alu laqué en noir (peint. tex.) / Black painted alu (tex. paint)

0020 05 ww 2700K 200lm

0020 05 xw 3000K 220lm



## Squadra - 24Vdc



Geanodiseerd alu / Alu anodisé / Anodised alu

0032 03 ww 2700K 200lm

0032 03 xw 3000K 220lm

Wit gelakt alu (struct. lak) / Alu laqué en blanc (peint. tex.) / White painted alu (tex. paint)

0032 04 ww 2700K 200lm

0032 04 xw 3000K 220lm

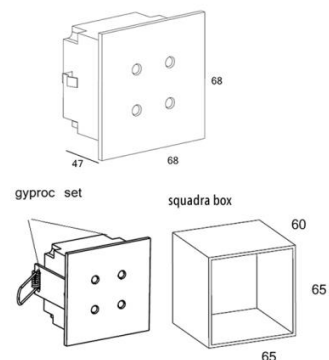
Zwart gelakt alu (struct. lak) / Alu laqué en noir (peint. tex.) / Black painted alu (tex. paint)

0032 01 ww 2700K 200lm

0032 01 xw 3000K 220lm

0032 02 Squadra box

0032 04 Gyproc set



## Squadra - 230Vac



Geanodiseerd alu / Alu anodisé / Anodised alu

0032 03 ww t 2700K 200lm

0032 03 xw t 3000K 220lm

Wit gelakt alu (struct. lak) / Alu laqué en blanc (peint. tex.) / White painted alu (tex. paint)

0032 04 ww t 2700K 200lm

0032 04 xw t 3000K 220lm

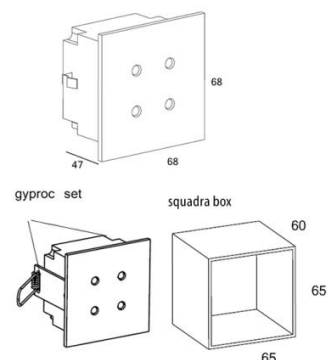
Zwart gelakt alu (struct. lak) / Alu laqué en noir (peint. tex.) / Black painted alu (tex. paint)

0032 01 ww t 2700K 200lm

0032 01 xw t 3000K 220lm

0032 02 Squadra box

0032 04 Gyproc set




## Speciale kleuren / Couleurs spéciales / Special colors

De compacto, sotto en squadra armaturen zijn op wens verkrijgbaar in speciale lakafwerkingen (goud, messing, koper, ...). Vraag uw offerte.

Les luminaires compacto, sotto et squadra sont disponibles sur demande dans différentes finitions de laque (or, laiton, cuivre,...). Demandez votre devis.

The compacto, sotto and squadra luminaires are available on request in special finishing (gold, brass, copper, ...). Ask your quotation.



## Mambo - 350mA

350mA	1 Led	1,2w	CE		IP20	
-------	-------	------	----	--	------	--


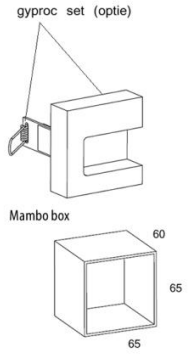
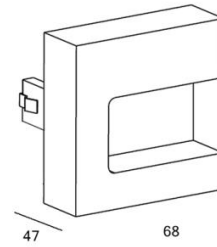
*Wit gelakt alu (struct. lak) / Alu laqué en blanc (peint. tex.) / White painted alu (tex. paint)*

0033 05 ww	2700K	100lm
0033 05 xw	3000K	110lm

*Zwart gelakt alu (struct. lak) / Alu laqué en noir (peint. tex.) / Black painted alu (tex. paint)*

0033 07 ww	2700K	100lm
0033 07 xw	3000K	110lm

0032 02	Mambo box
0032 04	Gyproc set



## Mambo - 24Vdc

24Vdc	1 Led	1,2w	CE		IP20	
-------	-------	------	----	--	------	--

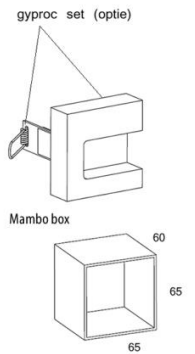
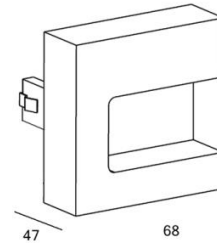
*Wit gelakt alu (struct. lak) / Alu laqué en blanc (peint. tex.) / White painted alu (tex. paint)*

0033 01 ww	2700K	100lm
0033 01 xw	3000K	110lm

*Zwart gelakt alu (struct. lak) / Alu laqué en noir (peint. tex.) / Black painted alu (tex. paint)*

0033 06 ww	2700K	100lm
0033 06 xw	3000K	110lm

0032 02	Mambo box
0032 04	Gyproc set



## Mambo - 230Vac

230Vac	1 Led	1,2w	CE		IP20	
--------	-------	------	----	--	------	--

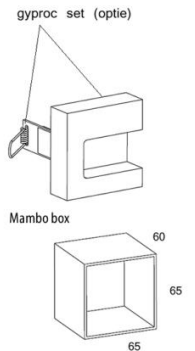
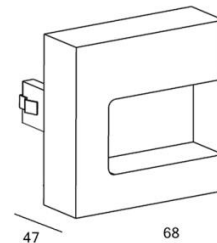
*Wit gelakt alu (struct. lak) / Alu laqué en blanc (peint. tex.) / White painted alu (tex. paint)*

0033 01 ww t	2700K	100lm
0033 01 xw t	3000K	110lm

*Zwart gelakt alu (struct. lak) / Alu laqué en noir (peint. tex.) / Black painted alu (tex. paint)*

0033 06 ww t	2700K	100lm
0033 06 xw t	3000K	110lm

0032 02	Mambo box
0032 04	Gyproc set

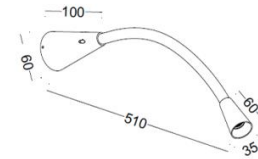




## Wali 21 - white

230Vac 1 Led 3w CE  IP20 

*Materiaal / Matériel / Material*  
Wit gelakt alu / Alu laqué en blanc / White painted alu



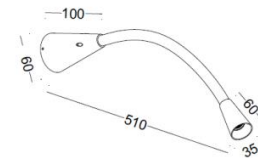
5 021 01 ww 3000K 170lm



## Wali 21 - black

230Vac 1 Led 3w CE  IP20 

*Materiaal / Matériel / Material*  
Zwart gelakt alu / Alu laqué en noir / Black painted alu



5 021 02 ww 3000K 170lm

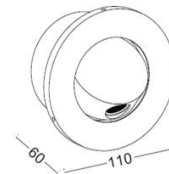


## Wali 22

230Vac 1 Led 3w CE  IP20 

*Materiaal / Matériel / Material*  
Wit gelakt alu (structuurlak) / Alu laqué en blanc (peinture texturée) / White painted alu (texture paint)

Zwart gelakt op aanvraag / Laqué en noir sur demande / Black painted on request



5 022 01 ww 3000K 170lm

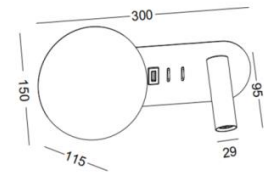


### Wali 30 - white



*Materiaal / Matériel / Material*  
Wit gelakt alu + Opaal glas / Alu laqué en Blanc + Verre opaline /  
White painted alu + Opal glass

USB-C charger



5 030 01 27 2700K Spot: 120lm / glass: 400lm

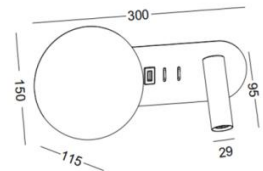


### Wali 30 - black



*Materiaal / Matériel / Material*  
Zwart gelakt alu + Opaal glas / Alu laqué en Noir + Verre opaline /  
Black painted alu + Opal glass

USB-C charger



5 030 02 27 2700K Spot: 120lm / glass: 400lm



## Wali 23



*Materiaal / Matériel / Material*  
Wit gelakt alu (structuurlak) / Alu laqué en blanc (peinture texturée) / White painted alu (texture paint)



5 023 01 ww 3000K 400lm



## Wali 27 - white



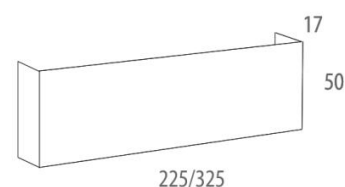
*Materiaal / Matériel / Material*  
Wit gelakt alu (structuurlak) / Alu laqué en blanc (peinture texturée) / White painted alu (texture paint)

L: 210mm

5 027 01 ww 2700K 570lm  
5 027 01 xw 3000K 600lm

L: 310mm

5 027 02 ww 2700K 855lm  
5 027 02 xw 3000K 900lm



## Wali 27 - black




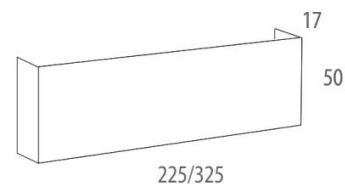
*Materiaal / Matériel / Material*  
Zwart gelakt alu (structuurlak) / Alu laqué en noir (peinture texturée) / Black painted alu (texture paint)

L: 210mm

5 027 03 ww 2700K 570lm  
5 027 03 xw 3000K 600lm

L: 310mm

5 027 04 ww 2700K 855lm  
5 027 04 xw 3000K 900lm



## Wali 27 - made to measure

De wali 27 kan op maat gemaakt worden op iedere gewenste lengte, tot 2000mm. Vraag uw offerte.

Le Wali 27 peut être commandé sur n'importe quelle longueur jusqu'à 2000mm. Demandez votre devis.

The Wali 27 can be ordered in any length up to 2000mm. Ask you quote.



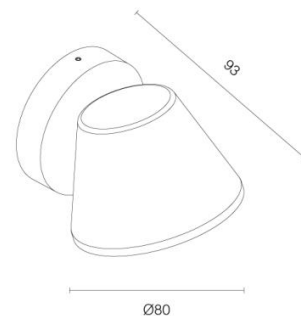


## Wali 28 - white



*Materiaal / Materiel / Material*  
Wit gelakt alu (structuurlak) / Alu laqué en blanc (peinture texturée) / White painted alu (texture paint)

5 028 01 ww 2700K 140lm  
5 028 01 xw 3000K 155lm

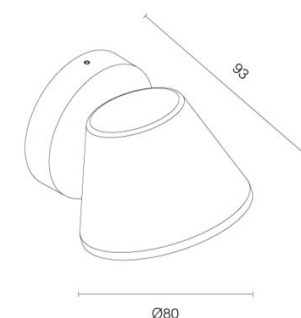


## Wali 28 - black



*Materiaal / Materiel / Material*  
Zwart gelakt alu (structuurlak) / Alu laqué en noir (peinture texturée) / Black painted alu (texture paint)

5 028 02 ww 2700K 140lm  
5 028 02 xw 3000K 155lm

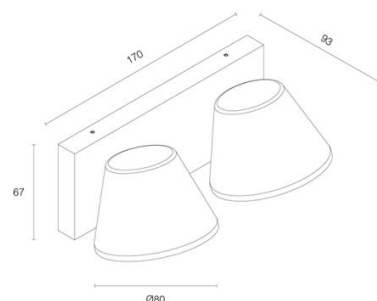


## Wali 29 - white



*Materiaal / Materiel / Material*  
Wit gelakt alu (structuurlak) / Alu laqué en blanc (peinture texturée) / White painted alu (texture paint)

5 029 01 ww 2700K 280lm  
5 029 01 xw 3000K 310lm

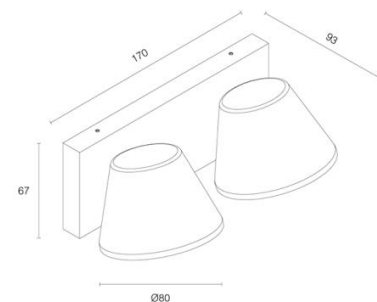


## Wali 29 - black



*Materiaal / Materiel / Material*  
Zwart gelakt alu (structuurlak) / Alu laqué en noir (peinture texturée) / Black painted alu (texture paint)

5 029 02 ww 2700K 280lm  
5 029 02 xw 3000K 310lm





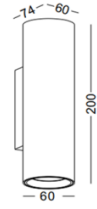
## Wali 31



*Materiaal / Matériel / Material*

Zwart gelakt alu (structuurlak) / Alu laqué en noir (peinture texturée) /  
Black painted alu (texture paint)

5 031 01 27 2700K 980lm 30°  
5 031 02 27 2700K 980lm 60°



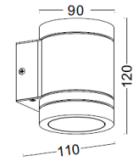
## Wali 24



*Materiaal / Matériel / Material*

Zwart gelakt alu (structuurlak) / Alu laqué en noir (peinture texturée) /  
Black painted alu (texture paint)

5 024 01 ww 3000K 500lm



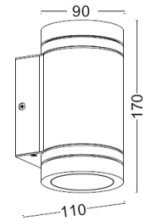
## Wali 25



*Materiaal / Matériel / Material*

Zwart gelakt alu (structuurlak) / Alu laqué en noir (peinture texturée) /  
Black painted alu (texture paint)

5 025 01 ww 3000K 1000lm





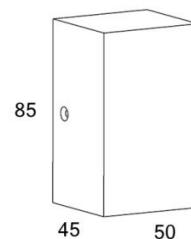
## Seppo - white

230Vac	1 Led	2,6w	CE		IP54	
--------	-------	------	----	--	------	--

*Materiaal / Matériel / Material*

Wit gelakt alu (structuurlak) / Alu laqué en blanc (peinture texturée) /  
White painted alu (texture paint)

0027 09 nw t	4000K	170lm	30°
0027 09 w t	6000K	190lm	30°
0027 09 ww t	2700K	158lm	30°
0027 09 xw t	3000K	165lm	30°
0027 10 nw t	4000K	170lm	60°
0027 10 w t	6000K	190lm	60°
0027 10 ww t	2700K	158lm	60°
0027 10 xw t	3000K	165lm	60°




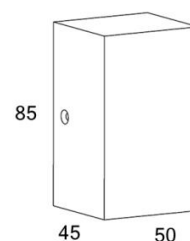
## Seppo - black

230Vac	1 Led	2,6w	CE		IP54	
--------	-------	------	----	--	------	--

*Materiaal / Matériel / Material*

Zwart gelakt alu (structuurlak) / Alu laqué en noir (peinture texturée) /  
Black painted alu (texture paint)

0027 11 nw t	4000K	170lm	30°
0027 11 w t	6000K	190lm	30°
0027 11 ww t	2700K	158lm	30°
0027 11 xw t	3000K	165lm	30°
0027 12 nw t	4000K	170lm	60°
0027 12 w t	6000K	190lm	60°
0027 12 ww t	2700K	158lm	60°
0027 12 xw t	3000K	165lm	60°




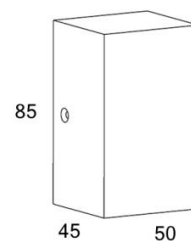
## Seppo - grey

230Vac	1 Led	2,6w	CE		IP54	
--------	-------	------	----	--	------	--

*Materiaal / Matériel / Material*

Grijs gelakt alu (structuurlak) / Alu laqué en gris (peinture texturée) /  
Grey painted alu (texture paint)

0027 05 nw t	4000K	170lm	30°
0027 05 w t	6000K	190lm	30°
0027 05 ww t	2700K	158lm	30°
0027 05 xw t	3000K	165lm	30°
0027 06 nw t	4000K	170lm	60°
0027 06 w t	6000K	190lm	60°
0027 06 ww t	2700K	158lm	60°
0027 06 xw t	3000K	165lm	60°



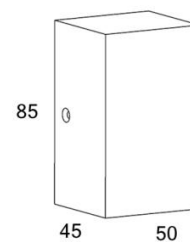
## Seppo - anodised


230Vac	1 Led	2,6w	CE		IP54	
--------	-------	------	----	--	------	--

*Materiaal / Matériel / Material*

Geborsteld en geanodiseerd alu / Alu brossé et anodisé / Brushed and  
anodised alu

0027 01 nw t	4000K	170lm	30°
0027 01 w t	6000K	190lm	30°
0027 01 ww t	2700K	158lm	30°
0027 01 xw t	3000K	165lm	30°
0027 02 nw t	4000K	170lm	60°
0027 02 w t	6000K	190lm	60°
0027 02 ww t	2700K	158lm	60°
0027 02 xw t	3000K	165lm	60°






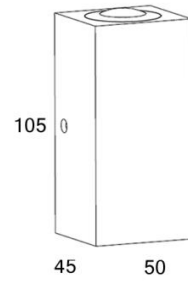
## Seppo up/down - white

230Vac	2 Led	5,2w	CE		IP54	
--------	-------	------	----	--	------	--

*Materiaal / Materiel / Material*

Wit gelakt alu (structuurlak) / Alu laqué en blanc (peinture texturée) / White painted alu (texture paint)

0028 09 nw t	4000K	340lm	30°
0028 09 w t	6000K	380lm	30°
0028 09 ww t	2700K	316lm	30°
0028 09 xw t	3000K	330lm	30°
0028 10 nw t	4000K	340lm	60°
0028 10 w t	6000K	380lm	60°
0028 10 ww t	2700K	316lm	60°
0028 10 xw t	3000K	330lm	60°




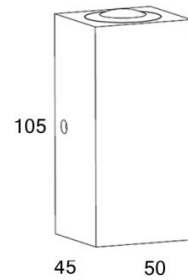
## Seppo up/down - black

230Vac	2 Led	5,2w	CE		IP54	
--------	-------	------	----	--	------	--

*Materiaal / Materiel / Material*

Zwart gelakt alu (structuurlak) / Alu laqué en noir (peinture texturée) / Black painted alu (texture paint)

0028 11 nw t	4000K	340lm	30°
0028 11 w t	6000K	380lm	30°
0028 11 ww t	2700K	316lm	30°
0028 11 xw t	3000K	330lm	30°
0028 12 nw t	4000K	340lm	60°
0028 12 w t	6000K	380lm	60°
0028 12 ww t	2700K	316lm	60°
0028 12 xw t	3000K	330lm	60°




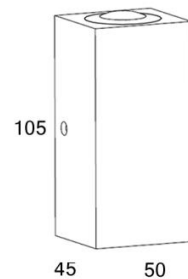
## Seppo up/down - grey

230Vac	2 Led	5,2w	CE		IP54	
--------	-------	------	----	--	------	--

*Materiaal / Materiel / Material*

Grijs gelakt alu (structuurlak) / Alu laqué en gris (peinture texturée) / Grey painted alu (texture paint)

0028 05 nw t	4000K	340lm	30°
0028 05 w t	6000K	380lm	30°
0028 05 ww t	2700K	316lm	30°
0028 05 xw t	3000K	330lm	30°
0028 06 nw t	4000K	340lm	60°
0028 06 w t	6000K	380lm	60°
0028 06 ww t	2700K	316lm	60°
0028 06 xw t	3000K	330lm	60°



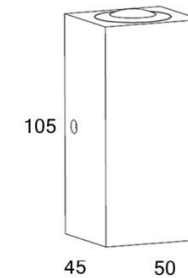
## Seppo up/down - anodised

230Vac	2 Led	5,2w	CE		IP54	
--------	-------	------	----	--	------	--

*Materiaal / Materiel / Material*

Geborsteld en geanodiseerd alu / Alu brossé et anodisé / Brushed and anodised alu

0028 01 nw t	4000K	340lm	30°
0028 01 w t	6000K	380lm	30°
0028 01 ww t	2700K	316lm	30°
0028 01 xw t	3000K	330lm	30°
0028 02 nw t	4000K	340lm	60°
0028 02 w t	6000K	380lm	60°
0028 02 ww t	2700K	316lm	60°
0028 02 xw t	3000K	330lm	60°





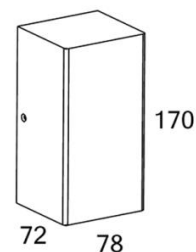
## Seppo power - white

230Vac	3 Led	7w	CE		IP54	
--------	-------	----	----	--	------	--

*Materiaal / Materiel / Material*

Wit gelakt alu (structuurlak) / Alu laqué en blanc (peinture texturée) / White painted alu (texture paint)

0052 05 nw t	4000K	510lm	20°
0052 05 w t	6000K	570lm	20°
0052 05 ww t	2700K	470lm	20°
0052 05 xw t	3000K	495lm	20°
0052 06 nw t	4000K	510lm	40°
0052 06 w t	6000K	570lm	40°
0052 06 ww t	2700K	470lm	40°
0052 06 xw t	3000K	495lm	40°




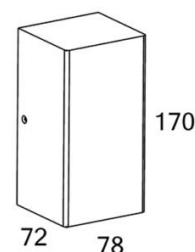
## Seppo power - black

230Vac	3 Led	7w	CE		IP54	
--------	-------	----	----	--	------	--

*Materiaal / Materiel / Material*

Zwart gelakt alu (structuurlak) / Alu laqué en noir (peinture texturée) / Black painted alu (texture paint)

0052 07 nw t	4000K	510lm	20°
0052 07 w t	6000K	570lm	20°
0052 07 ww t	2700K	470lm	20°
0052 07 xw t	3000K	495lm	20°
0052 08 nw t	4000K	510lm	40°
0052 08 w t	6000K	570lm	40°
0052 08 ww t	2700K	470lm	40°
0052 08 xw t	3000K	495lm	40°




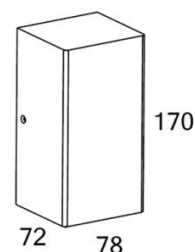
## Seppo power - grey

230Vac	3 Led	7w	CE		IP54	
--------	-------	----	----	--	------	--

*Materiaal / Materiel / Material*

Grijs gelakt alu (structuurlak) / Alu laqué en gris (peinture texturée) / Grey painted alu (texture paint)

0052 09 nw t	4000K	510lm	20°
0052 09 w t	6000K	570lm	20°
0052 09 ww t	2700K	470lm	20°
0052 09 xw t	3000K	495lm	20°
0052 10 nw t	4000K	510lm	40°
0052 10 w t	6000K	570lm	40°
0052 10 ww t	2700K	470lm	40°
0052 10 xw t	3000K	495lm	40°



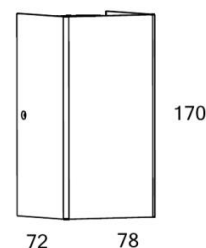
## Seppo power up/down - white


230Vac	3 Led	7w	CE		IP54	
--------	-------	----	----	--	------	--

*Materiaal / Materiel / Material*

Wit gelakt alu (structuurlak) / Alu laqué en blanc (peinture texturée) / White painted alu (texture paint)

0053 05 nw t	4000K	1020lm	20°
0053 05 w t	6000K	1140lm	20°
0053 05 ww t	2700K	950lm	20°
0053 05 xw t	3000K	990lm	20°
0053 06 nw t	4000K	1020lm	40°
0053 06 w t	6000K	1140lm	40°
0053 06 ww t	2700K	950lm	40°
0053 06 xw t	3000K	990lm	40°






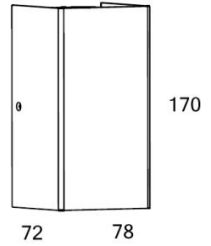
## Seppo power up/down - black

230Vac	6 Led	14w	CE		IP54	
--------	-------	-----	----	--	------	--

*Materiaal / Materiel / Material*

Zwart gelakt alu (structuurlak) / Alu laqué en noir (peinture texturée) /  
Black painted alu (texture paint)

0053 07 nw t	4000K	1020lm	20°
0053 07 w t	6000K	1140lm	20°
0053 07 ww t	2700K	950lm	20°
0053 07 xw t	3000K	990lm	20°
0053 08 nw t	4000K	1020lm	40°
0053 08 w t	6000K	1140lm	40°
0053 08 ww t	2700K	950lm	40°
0053 08 xw t	3000K	990lm	40°



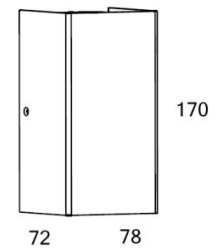
## Seppo power up/down - grey


230Vac	6 Led	14w	CE		IP54	
--------	-------	-----	----	--	------	--

*Materiaal / Materiel / Material*

Grijs gelakt alu (structuurlak) / Alu laqué en gris (peinture texturée) /  
Grey painted alu (texture paint)

0053 09 nw t	4000K	1020lm	20°
0053 09 w t	6000K	1140lm	20°
0053 09 ww t	2700K	950lm	20°
0053 09 xw t	3000K	990lm	20°
0053 10 nw t	4000K	1020lm	40°
0053 10 w t	6000K	1140lm	40°
0053 10 ww t	2700K	950lm	40°
0053 10 xw t	3000K	990lm	40°





## Track spots & accessoires

Eclairage sur rail & accessoires

Track lights & accessories



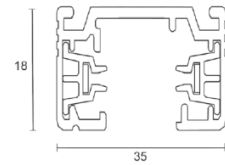


## Projirail - 1 fase





230Vac 1F

Materiaal / Matériel / Material  
Alu

1m  
6 022 01 b Zwart / Noir / Black  
6 022 01 w Wit / Blanc / White  
6 022 01 a Grijs / Gris / Grey  
2m  
6 022 02 b Zwart / Noir / Black  
6 022 02 w Wit / Blanc / White  
6 022 02 a Grijs / Gris / Grey  
3m  
6 022 03 b Zwart / Noir / Black  
6 022 03 w Wit / Blanc / White  
6 022 03 a Grijs / Gris / Grey



## Projirail - 1 fase Accessoires / Accessoires / Accessories



N	Omschrijving / Description / Description	Art. nr. wit blanc / white	Art. nr. zwart noir / black	Art. nr. grijs gris / grey
1a	Eindstuk links / Embout a gauche / Left end piece	6 022 03 w L	6 022 03 b L	6 022 03 a L
1b	Eindstuk rechts / Embout a droite / Right end piece	6 022 03 w R	6 022 03 b R	6 022 03 a R
2	Verbindstuk / Connecteur / Straight joint	6 022 04 w	6 022 04 b	6 022 04 a
3	Ophangbevestiging 2m / Kit suspension 2m / Suspension kit 2m			6 022 05 a
4	Midden connector / Connecteur centre / Central connector	6 022 06 w	6 022 06 b	6 022 06 a
5a	Binnen L verbinding / Connecteur L interieur / Inside L connector	6 022 07 w I	6 022 07 b I	6 022 07 a I
5b	Buiten L verbinding / Connecteur L exterieur / Outside L connector	6 022 07 w O	6 022 07 b O	6 022 07 a O
6a	T-verbinding rechts / Connecteur T droite / T - connector right	6 022 08 w R	6 022 08 b R	6 022 08 a R
6b	T-verbinding links / Connecteur T gauche / T - connector left	6 022 08 w L		6 022 08 a L
7	X-verbinding / Connecteur X / X - connector	6 022 09 w	6 022 09 b	6 022 09 a
8	Eindstuk / Pièce de finition / End cap	6 022 10 w	6 022 10 b	6 022 10 a
9	Universele adaptor / Adapteur universel / Universal Adapter	6 022 11 w	6 022 11 b	6 022 11 a
10	Flexibele verbinding / Connecteur flexible / Flexible Joint	6 022 12 w	6 022 12 b	6 022 12 a



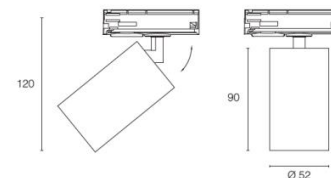
### Proj 21 - 1 fase - wit

230Vac 1 Led 8w CE IP20 38° 1F Ra>90 DIM AC-LED TECHNOLOGY

*Materiaal / Matériel / Material*  
 Wit gelakt alu (structuurlak) / Alu laqué en blanc (peinture texturée) /  
 White painted alu (texture paint)

6 023 07 xw 3000K 590lm Reflector: Zwart / Noir / Black  
 6 023 07 ww 2700K 570lm Reflector: Zwart / Noir / Black

*Accessoires/Accessoires/Accessories*  
 11 003 01 Binnenring goud / Anneau or / Cup gold  
 11 003 02 Binnenring wit / Anneau blanc / Cup white



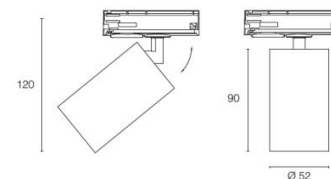
### Proj 21 - 1 fase - zwart

230Vac 1 Led 8w CE IP20 38° 1F Ra>90 DIM AC-LED TECHNOLOGY

*Materiaal / Matériel / Material*  
 Zwart gelakt alu (structuurlak) / Alu laqué en noir (peinture texturée) /  
 Black painted alu (texture paint)

6 023 05 xw 3000K 590lm Reflector: Zwart / Noir / Black  
 6 023 05 ww 2700K 570lm Reflector: Zwart / Noir / Black

*Accessoires/Accessoires/Accessories*  
 11 003 01 Binnenring goud / Anneau or / Cup gold  
 11 003 02 Binnenring wit / Anneau blanc / Cup white

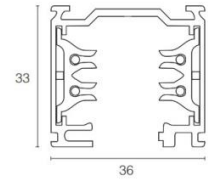




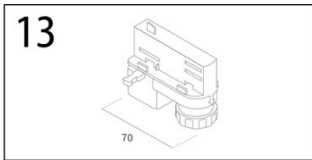
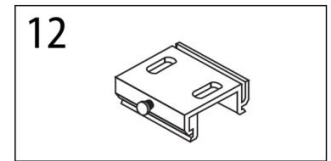
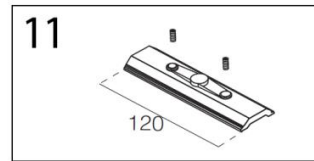
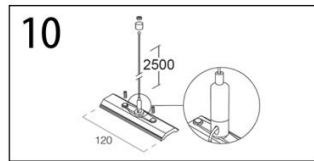
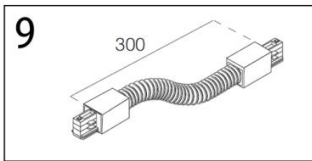
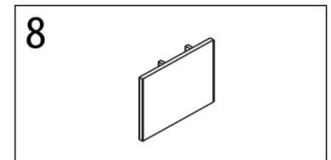
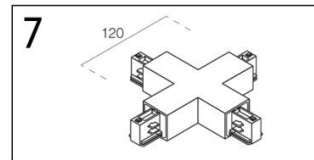
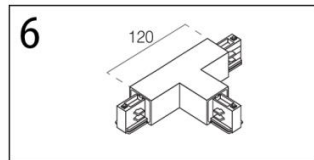
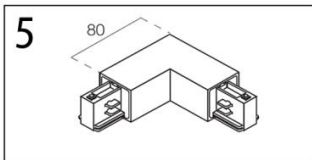
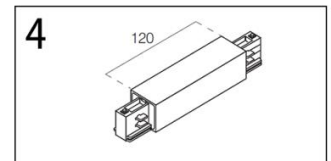
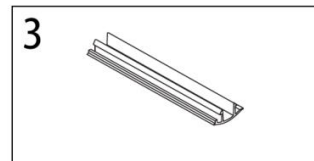
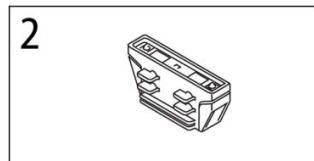
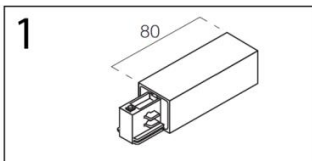
## Proji rail - 3 fase

230Vac 3F *Materiaal / Matériel / Material*  
Alu

6 005 01 b	Zwart / Noir / Black	1m
6 005 01 w	Wit / Blanc / White	1m
6 005 01 a	Grijs / Gris / Grey	1m
6 005 02 b	Zwart / Noir / Black	2m
6 005 02 w	Wit / Blanc / White	2m
6 005 02 a	Grijs / Gris / Grey	2m
6 005 03 b	Zwart / Noir / Black	3m
6 005 03 w	Wit / Blanc / White	3m
6 005 03 a	Grijs / Gris / Grey	3m
6 005 04 b	Zwart / Noir / Black	4m
6 005 04 w	Wit / Blanc / White	4m
6 005 04 a	Grijs / Gris / Grey	4m



## Proji rail *Accessoires / Accessoires / Accessories*



N	<i>Omschrijving / Description / Description</i>	<i>Art. nr. wit blanc / white</i>	<i>Art. n. zwart noir / black</i>	<i>Art. n. grijs gris / grey</i>
1a	Eindstuk rechts / Embout a droite / Right end piece	6 006 01 w R	6 006 01 b R	6 006 01 a R
1b	Eindstuk links / Embout a gauche / Left end piece	6 006 01 w L	6 006 01 b L	6 006 01 a L
2	Elektrisch verbindstuk / Connecteur électrique / Straight electrical joint	6 006 02 w	6 006 02 b	
3	Afdekking / Cache / Cover	6 006 03 w	6 006 03 b	
4	Midden connector / Connecteur centre / Central connector	6 006 04 w	6 006 04 b	6 006 04 a
5a	Binnen L verbinding / Connecteur L interieur / Inside L connector	6 006 05 w I	6 006 05 b I	6 006 05 a I
5b	Buiten L verbinding / Connecteur L exterieur / Outside L connector	6 006 05 w O	6 006 05 b O	6 006 05 a O
6a	T-verbinding rechts / Connecteur T droite / T - connector right	6 006 06 w R	6 006 06 b R	6 006 06 a R
6b	T-verbinding links / Connecteur T gauche / T - connector left	6 006 06 w L	6 006 06 b L	6 006 06 a L
7	X-verbinding / Connecteur X / X - connector	6 006 07 w	6 006 07 b	6 006 07 a
8	Eindstuk / Pièce de finition / End cap	6 006 08 w	6 006 08 b	6 006 08 a
9	Flexibele verbinding / Connecteur flexible / Flexible joint	6 006 09 w	6 006 09 b	6 006 09 a
10	Ophangbevestiging 2m / Kit suspension 2m / Suspension kit 2m	6 006 10 w	6 006 10 b	
11	Bevestigingsplaat / Pièce de suspension / Suspension plate	6 006 11	6 006 11	6 006 11
12	Ophang bevestiging / Kit suspension / Suspension kit	6 006 12	6 006 12	6 006 12
13	Universele adaptor / Adapteur universel / Universal Adapter	6 006 13 w	6 006 13 b	6 006 13 a





### Proj 21 - 3 fase

230Vac	1 Led	8w	CE		IP20		3F	Ra>90		AC-LED TECHNOLOGY
--------	-------	----	----	--	------	--	----	-------	--	-------------------

Zwart gelakt alu (struct. lak) / Alu laqué en Noir (peint. tex.) / Black painted alu (tex. paint)

6 023 01 xw 3000K 590lm Reflector: Zwart / Noir / Black

6 023 01 ww 2700K 570lm Reflector: Zwart / Noir / Black

Wit gelakt alu (struct. lak) / Alu laqué en blanc (peint. tex.) / White painted alu (tex. paint)

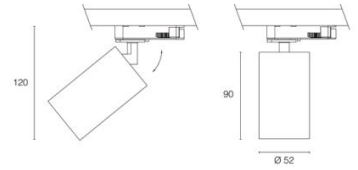
6 023 02 xw 3000K 590lm Reflector: Zwart / Noir / Black

6 023 02 ww 2700K 570lm Reflector: Zwart / Noir / Black

Accessoires/Accessoires/Accessories

11 003 01 Binnenring goud / Anneau or / Cup gold

11 003 02 Binnenring wit / Anneau blanc / Cup white



### Proj 22 - 7w

230Vac	1 Led	7w	CE		IP20		3F	Ra>90	
--------	-------	----	----	--	------	--	----	-------	--

6 024 01 nw 4000K 775lm Zwart / Noir / Black

6 024 01 ww 2700K 674lm Zwart / Noir / Black

6 024 01 xw 3000K 722lm Zwart / Noir / Black

6 024 02 nw 4000K 775lm Wit / Blanc / White

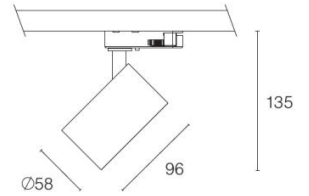
6 024 02 ww 2700K 674lm Wit / Blanc / White

6 024 02 xw 3000K 722lm Wit / Blanc / White

6 024 03 nw 4000K 775lm Grijs / Gris / Grey

6 024 03 ww 2700K 674lm Grijs / Gris / Grey

6 024 03 xw 3000K 722lm Grijs / Gris / Grey



### Proj 22 - 15w

230Vac	1 Led	15w	CE		IP20		3F	Ra>90	
--------	-------	-----	----	--	------	--	----	-------	--

6 024 04 nw 4000K 1561lm Zwart / Noir / Black

6 024 04 ww 2700K 1393lm Zwart / Noir / Black

6 024 04 xw 3000K 1440lm Zwart / Noir / Black

6 024 05 nw 4000K 1561lm Wit / Blanc / White

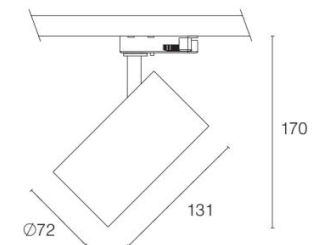
6 024 05 ww 2700K 1393lm Wit / Blanc / White

6 024 05 xw 3000K 1440lm Wit / Blanc / White

6 024 06 nw 4000K 1561lm Grijs / Gris / Grey

6 024 06 ww 2700K 1393lm Grijs / Gris / Grey

6 024 06 xw 3000K 1440lm Grijs / Gris / Grey



### Proj 22 - 27w

230Vac	1 Led	27w	CE		IP20		3F	Ra>90	
--------	-------	-----	----	--	------	--	----	-------	--

6 024 07 nw 4000K 3121lm Zwart / Noir / Black

6 024 07 ww 2700K 2786lm Zwart / Noir / Black

6 024 07 xw 3000K 2902lm Zwart / Noir / Black

6 024 08 nw 4000K 3121lm Wit / Blanc / White

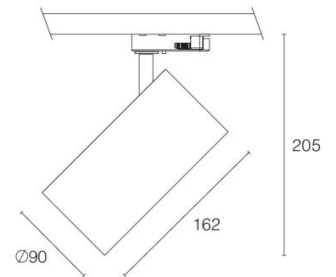
6 024 08 ww 2700K 2786lm Wit / Blanc / White

6 024 08 xw 3000K 2902lm Wit / Blanc / White

6 024 09 nw 4000K 3121lm Grijs / Gris / Grey

6 024 09 ww 2700K 2786lm Grijs / Gris / Grey

6 024 09 xw 3000K 2902lm Grijs / Gris / Grey





## Proji 24 - 11/16/23/36w

- Budgetvriendelijke tracklight
- Structuurlak
- Hoge lumenoutput
- RA>90
- In-track driver
- 15,24,36,60°

- Tracklight économique
- Flux lumineux élevé
- Peinture texturée
- RA>90
- In-track alimentation
- 15,24,36 en 60°

- Budget friendly tracklight
- Texture paint
- High lumenoutput
- RA>90
- In-track driver
- 15,24,36,60°

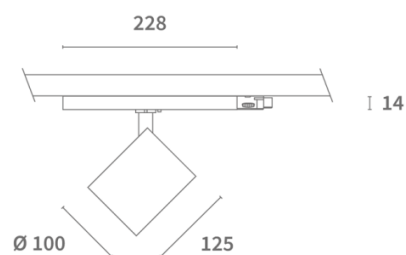
- OPTIE / OPTION
- Dali DIM
- Bluetooth DIM
- Food / Fashion Module



## Proji 24 - 11w - black

230Vac	1 Led	11w	CE		IP20	3F	Ra>90
--------	-------	-----	----	--	------	----	-------

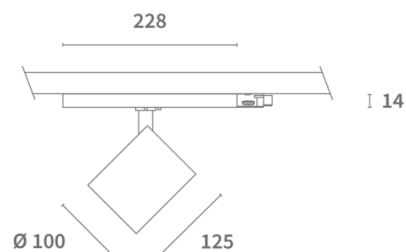
6 026 01 nw	4000K	1841lm	15°
6 026 01 xw	3000K	1707lm	15°
6 026 02 nw	4000K	1841lm	24°
6 026 02 xw	3000K	1707lm	24°
6 026 03 nw	4000K	1841lm	36°
6 026 03 xw	3000K	1707lm	36°
6 026 04 nw	4000K	1841lm	60°
6 026 04 xw	3000K	1707lm	60°



## Proji 24 - 11w - white

230Vac	1 Led	11w	CE		IP20	3F	Ra>90
--------	-------	-----	----	--	------	----	-------

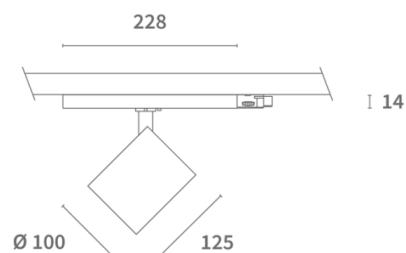
6 026 05 nw	4000K	1841lm	15°
6 026 05 xw	3000K	1707lm	15°
6 026 06 nw	4000K	1841lm	24°
6 026 06 xw	3000K	1707lm	24°
6 026 07 nw	4000K	1841lm	36°
6 026 07 xw	3000K	1707lm	36°
6 026 08 nw	4000K	1841lm	60°
6 026 08 xw	3000K	1707lm	60°



## Proji 24 - 11w - grey

230Vac	1 Led	11w	CE		IP20	3F	Ra>90
--------	-------	-----	----	--	------	----	-------

6 026 09 nw	4000K	1841lm	15°
6 026 09 xw	3000K	1707lm	15°
6 026 10 nw	4000K	1841lm	24°
6 026 10 xw	3000K	1707lm	24°
6 026 11 nw	4000K	1841lm	36°
6 026 11 xw	3000K	1707lm	36°
6 026 12 nw	4000K	1841lm	60°
6 026 12 xw	3000K	1707lm	60°



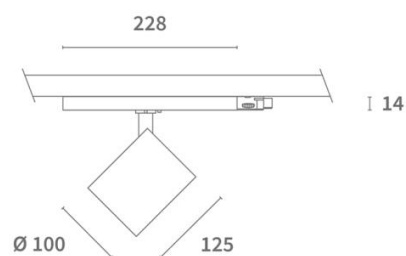




### Projı 24 - 16w - black

230Vac	1 Led	16w	CE		IP20	3F	Ra>90
--------	-------	-----	----	--	------	----	-------

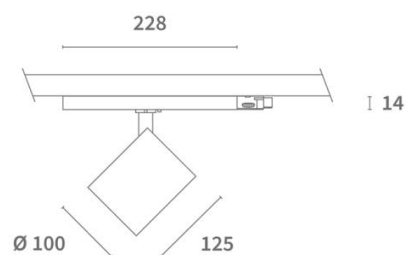
6 026 13 nw	4000K	1841lm	15°
6 026 13 xw	3000K	1707lm	15°
6 026 14 nw	4000K	1841lm	24°
6 026 14 xw	3000K	1707lm	24°
6 026 15 nw	4000K	1841lm	36°
6 026 15 xw	3000K	1707lm	36°
6 026 16 nw	4000K	1841lm	60°
6 026 16 xw	3000K	1707lm	60°



### Projı 24 - 16w - white

230Vac	1 Led	16w	CE		IP20	3F	Ra>90
--------	-------	-----	----	--	------	----	-------

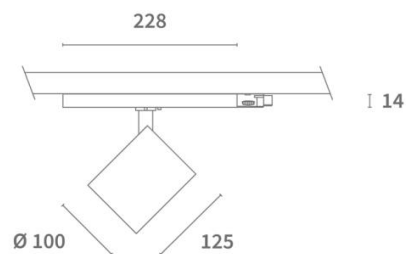
6 026 17 nw	4000K	1841lm	15°
6 026 17 xw	3000K	1707lm	15°
6 026 18 nw	4000K	1841lm	24°
6 026 18 xw	3000K	1707lm	24°
6 026 19 nw	4000K	1841lm	36°
6 026 19 xw	3000K	1707lm	36°
6 026 20 nw	4000K	1841lm	60°
6 026 20 xw	3000K	1707lm	60°



### Projı 24 - 16w - grey

230Vac	1 Led	16w	CE		IP20	3F	Ra>90
--------	-------	-----	----	--	------	----	-------

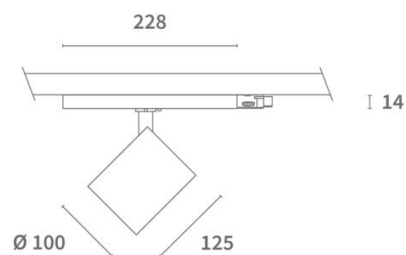
6 026 21 nw	4000K	1841lm	15°
6 026 21 xw	3000K	1707lm	15°
6 026 22 nw	4000K	1841lm	24°
6 026 22 xw	3000K	1707lm	24°
6 026 23 nw	4000K	1841lm	36°
6 026 23 xw	3000K	1707lm	36°
6 026 24 nw	4000K	1841lm	60°
6 026 24 xw	3000K	1707lm	60°



### Projı 24 - 23w - black

230Vac	1 Led	23w	CE		IP20	3F	Ra>90
--------	-------	-----	----	--	------	----	-------

6 026 25 nw	4000K	3727lm	15°
6 026 25 xw	3000K	2496lm	15°
6 026 26 nw	4000K	3727lm	24°
6 026 26 xw	3000K	2496lm	24°
6 026 27 nw	4000K	3727lm	36°
6 026 27 xw	3000K	2496lm	36°
6 026 28 nw	4000K	3727lm	60°
6 026 28 xw	3000K	2496lm	60°

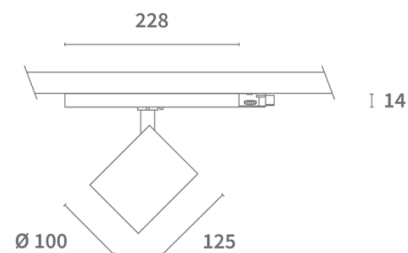




### Projı 24 - 23w - white

230Vac	1 Led	23w	CE		IP20	3F	Ra>90
--------	-------	-----	----	--	------	----	-------

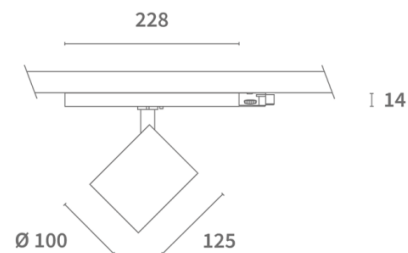
6 026 29 nw	4000K	3727lm	15°
6 026 29 xw	3000K	2496lm	15°
6 026 30 nw	4000K	3727lm	24°
6 026 30 xw	3000K	2496lm	24°
6 026 31 nw	4000K	3727lm	36°
6 026 31 xw	3000K	2496lm	36°
6 026 32 nw	4000K	3727lm	60°
6 026 32 xw	3000K	2496lm	60°



### Projı 24 - 23w - grey

230Vac	1 Led	23w	CE		IP20	3F	Ra>90
--------	-------	-----	----	--	------	----	-------

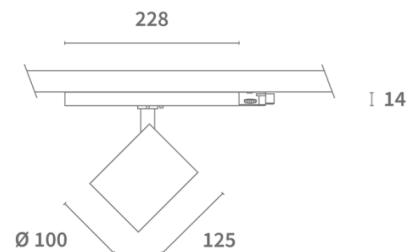
6 026 33 nw	4000K	3727lm	15°
6 026 33 xw	3000K	2496lm	15°
6 026 34 nw	4000K	3727lm	24°
6 026 34 xw	3000K	2496lm	24°
6 026 35 nw	4000K	3727lm	36°
6 026 35 xw	3000K	2496lm	36°
6 026 36 nw	4000K	3727lm	60°
6 026 36 xw	3000K	2496lm	60°



### Projı 24 - 36w - black

230Vac	1 Led	36w	CE		IP20	3F	Ra>90
--------	-------	-----	----	--	------	----	-------

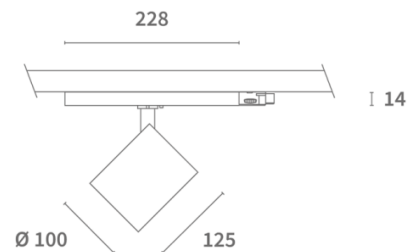
6 026 37 nw	4000K	5246lm	15°
6 026 37 xw	3000K	4871lm	15°
6 026 38 nw	4000K	5246lm	24°
6 026 38 xw	3000K	4871lm	24°
6 026 39 nw	4000K	5246lm	36°
6 026 39 xw	3000K	4871lm	36°
6 026 40 nw	4000K	5246lm	60°
6 026 40 xw	3000K	4871lm	60°



### Projı 24 - 36w - white

230Vac	1 Led	36w	CE		IP20	3F	Ra>90
--------	-------	-----	----	--	------	----	-------

6 026 41 nw	4000K	5246lm	15°
6 026 41 xw	3000K	4871lm	15°
6 026 42 nw	4000K	5246lm	24°
6 026 42 xw	3000K	4871lm	24°
6 026 43 nw	4000K	5246lm	36°
6 026 43 xw	3000K	4871lm	36°
6 026 44 nw	4000K	5246lm	60°
6 026 44 xw	3000K	4871lm	60°

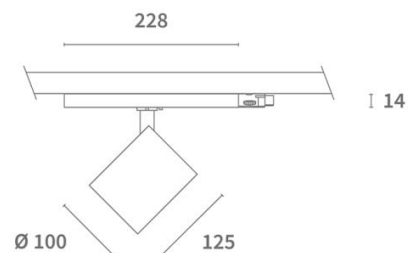




### Projı 24 - 36w - grey

230Vac	1 Led	36w	CE		IP20	3F	Ra>90
--------	-------	-----	----	--	------	----	-------

6 026 45 nw	4000K	5246lm	15°
6 026 45 xw	3000K	4871lm	15°
6 026 46 nw	4000K	5246lm	24°
6 026 46 xw	3000K	4871lm	24°
6 026 47 nw	4000K	5246lm	36°
6 026 47 xw	3000K	4871lm	36°
6 026 48 nw	4000K	5246lm	60°
6 026 48 xw	3000K	4871lm	60°



### Projı 25 - 23/36w

- Vervanger voor Projı 20
- Structuurlak
- Hoge lumenoutput
- RA>90
- In-track driver

- Remplacement pour Projı 20
- Peinture texturée
- Flux lumineux élevé
- RA>90
- In-track alimentation

- Remplacement for Projı 20
- Texture paint
- High lumenoutput
- RA>90
- In-track driver

- OPTIE / OPTION
- Dali DIM
- Food / Fashion Module

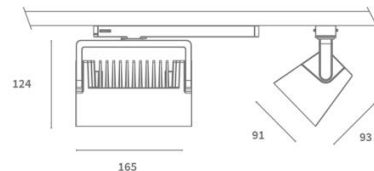


### Projı 25 - 23w

230Vac	1 Led	23w	CE		IP20		3F
--------	-------	-----	----	--	------	--	----

Materiaal / Materiel / Material  
 Gelakt alu (structuurlak) / Alu laqué (peinture texturée) /  
 Painted alu (texture paint)

6 027 01 nw	4000K	3551lm	Wit/Blanc/White
6 027 01 ww	3000K	3298lm	Wit/Blanc/White
6 027 02 nw	4000K	3551lm	Zwart/Noir/Black
6 027 02 ww	3000K	3298lm	Zwart/Noir/Black
6 027 03 nw	4000K	3551lm	Grijs/Gris/Grey
6 027 03 ww	3000K	3298lm	Grijs/Gris/Grey

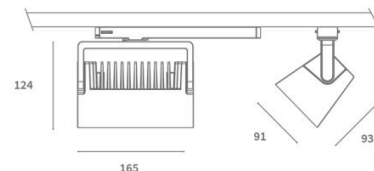



### Projı 25 - 36w

230Vac	1 Led	36w	CE		IP20		3F
--------	-------	-----	----	--	------	--	----

Materiaal / Materiel / Material  
 Gelakt alu (structuurlak) / Alu laqué (peinture texturée) /  
 Painted alu (texture paint)

6 027 04 nw	4000K	5097lm	Wit/Blanc/White
6 027 04 ww	3000K	4732lm	Wit/Blanc/White
6 027 05 nw	4000K	5097lm	Zwart/Noir/Black
6 027 05 ww	3000K	4732lm	Zwart/Noir/Black
6 027 06 nw	4000K	5097lm	Grijs/Gris/Grey
6 027 06 ww	3000K	4732lm	Grijs/Gris/Grey

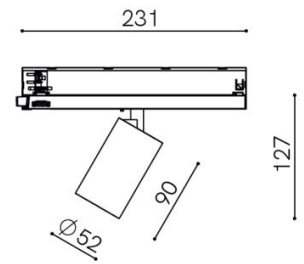




## Proj 26 - white



*Materiaal / Matériel / Material*  
Wit gelakt alu (structuurlak) / Alu laqué en blanc (peinture texturée) /  
White painted alu (texture paint)




<i>Non DIM</i>			<i>Cup</i>
6 028 01 27	2700K	1114lm	Zwart / Noir / Black
6 028 01 30	3000K	1167lm	Zwart / Noir / Black

<i>Triac DIM</i>			
6 028 02 27	2700K	1114lm	Zwart / Noir / Black
6 028 02 30	3000K	1167lm	Zwart / Noir / Black

<i>DALI DIM</i>			
6 028 03 27	2700K	1114lm	Zwart / Noir / Black
6 028 03 30	3000K	1167lm	Zwart / Noir / Black

*Accessoires/Accessoires/Accessories*

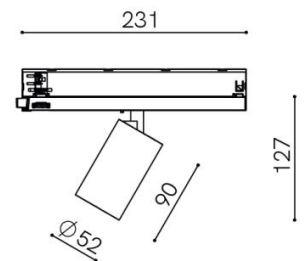
11 002 01	Binnenring goud / Anneau or / Cup gold
11 002 02	Binnenring wit / Anneau blanc / Cup white



## Proj 26 - black



*Materiaal / Matériel / Material*  
Zwart gelakt alu (structuurlak) / Alu laqué en noir (peinture texturée) /  
Black painted alu (texture paint)




<i>Non DIM</i>			<i>Cup</i>
6 028 04 27	2700K	1114lm	Zwart / Noir / Black
6 028 04 30	3000K	1167lm	Zwart / Noir / Black

<i>Triac DIM</i>			
6 028 05 27	2700K	1114lm	Zwart / Noir / Black
6 028 05 30	3000K	1167lm	Zwart / Noir / Black

<i>DALI DIM</i>			
6 028 06 27	2700K	1114lm	Zwart / Noir / Black
6 028 06 30	3000K	1167lm	Zwart / Noir / Black

*Accessoires/Accessoires/Accessories*

11 002 01	Binnenring goud / Anneau or / Cup gold
11 002 02	Binnenring wit / Anneau blanc / Cup white

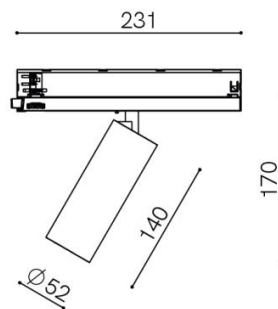


## Proji 27 - white

230Vac	1 Led	22w	CE		IP20		3F	Ra>90
--------	-------	-----	----	--	------	--	----	-------

*Materiaal / Matériel / Material*

Wit gelakt alu (structuurlak) / Alu laqué en blanc (peinture texturée) / White painted alu (texture paint)



*Non DIM*

6 029 01 27	2700K	1481lm	<i>Cup</i> Zwart / Noir / Black
6 029 01 30	3000K	1574lm	Zwart / Noir / Black

*Triac DIM*


6 029 02 27	2700K	1481lm	Zwart / Noir / Black
6 029 02 30	3000K	1574lm	Zwart / Noir / Black

*DALI DIM*

6 029 03 27	2700K	1481lm	Zwart / Noir / Black
6 029 03 30	3000K	1574lm	Zwart / Noir / Black

*Accessoires/Accessoires/Accessories*

11 002 01	Binnenring goud / Anneau or / Cup gold
11 002 02	Binnenring wit / Anneau blanc / Cup white

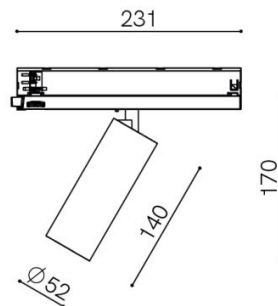


## Proji 27 - black

230Vac	1 Led	22w	CE		IP20		3F	Ra>90
--------	-------	-----	----	--	------	--	----	-------

*Materiaal / Matériel / Material*

Zwart gelakt alu (structuurlak) / Alu laqué en noir (peinture texturée) / Black painted alu (texture paint)



*Non DIM*

6 029 04 27	2700K	1481lm	<i>Cup</i> Zwart / Noir / Black
6 029 04 30	3000K	1574lm	Zwart / Noir / Black

*Triac DIM*


6 029 05 27	2700K	1481lm	Zwart / Noir / Black
6 029 05 30	3000K	1574lm	Zwart / Noir / Black

*DALI DIM*

6 029 06 27	2700K	1481lm	Zwart / Noir / Black
6 029 06 30	3000K	1574lm	Zwart / Noir / Black

*Accessoires/Accessoires/Accessories*

11 002 01	Binnenring goud / Anneau or / Cup gold
11 002 02	Binnenring wit / Anneau blanc / Cup white

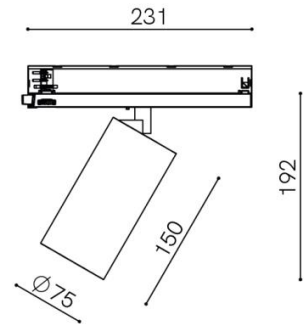


## Proj 28 - white

230Vac	1 Led	40w	CE		IP20		3F	Ra>90
--------	-------	-----	----	--	------	--	----	-------

*Materiaal / Materiel / Material*

Wit gelakt alu (structuurlak) / Alu laqué en blanc (peinture texturée) /  
White painted alu (texture paint)



*Non DIM*

6 030 01 27	2700K	2437lm	<i>Cup</i>
6 030 01 30	3000K	2549lm	Zwart / Noir / Black

*Triac DIM*


6 030 02 27	2700K	2437lm	Zwart / Noir / Black
6 030 02 30	3000K	2549lm	Zwart / Noir / Black

*DALI DIM*

6 030 03 27	2700K	2437lm	Zwart / Noir / Black
6 030 03 30	3000K	2549lm	Zwart / Noir / Black

*Accessoires/Accessoires/Accessories*

11 005 01	Binnenring goud / Anneau or / Cup gold
11 005 02	Binnenring wit / Anneau blanc / Cup white

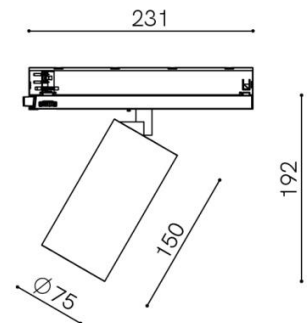


## Proj 28 - black

230Vac	1 Led	40w	CE		IP20		3F	Ra>90
--------	-------	-----	----	--	------	--	----	-------

*Materiaal / Materiel / Material*

Wit gelakt alu (structuurlak) / Alu laqué en blanc (peinture texturée) /  
White painted alu (texture paint)



*Non DIM*

6 030 04 27	2700K	2437lm	<i>Cup</i>
6 030 04 30	3000K	2549lm	Zwart / Noir / Black

*Triac DIM*


6 030 05 27	2700K	2437lm	Zwart / Noir / Black
6 030 05 30	3000K	2549lm	Zwart / Noir / Black

*DALI DIM*

6 030 06 27	2700K	2437lm	Zwart / Noir / Black
6 030 06 30	3000K	2549lm	Zwart / Noir / Black

*Accessoires/Accessoires/Accessories*

11 005 01	Binnenring goud / Anneau or / Cup gold
11 005 02	Binnenring wit / Anneau blanc / Cup white




## Proji 29

230Vac 34w/40w/44w/48w via dip switch CE  IP20 3F Ra>90

*Materiaal / Matériel / Material*  
PVC

*Afmetingen / Dimensions / Dimensions*  
1150x65mm

30°			<i>Kleur / Couleur / Color</i>
6 031 01 30	3000K	4657lm / 5479lm / 6027lm / 6575lm	Wit / Blanc / Whitec
6 031 01 40	4000K	4910lm / 5777lm / 6355lm / 6933lm	Wit / Blanc / White
6 031 02 30	3000K	4657lm / 5479lm / 6027lm / 6575lm	Zwart / Noir / Black
6 031 02 40	4000K	4910lm / 5777lm / 6355lm / 6933lm	Zwart / Noir / Black
60°			<i>Kleur / Couleur / Color</i>
6 031 03 30	3000K	4657lm / 5479lm / 6027lm / 6575lm	Wit / Blanc / Whitec
6 031 03 40	4000K	4910lm / 5777lm / 6355lm / 6933lm	Wit / Blanc / White
6 031 04 30	3000K	4657lm / 5479lm / 6027lm / 6575lm	Zwart / Noir / Black
6 031 04 40	4000K	4910lm / 5777lm / 6355lm / 6933lm	Zwart / Noir / Black
90°			<i>Kleur / Couleur / Color</i>
6 031 05 30	3000K	4657lm / 5479lm / 6027lm / 6575lm	Wit / Blanc / Whitec
6 031 05 40	4000K	4910lm / 5777lm / 6355lm / 6933lm	Wit / Blanc / White
6 031 06 30	3000K	4657lm / 5479lm / 6027lm / 6575lm	Zwart / Noir / Black
6 031 06 40	4000K	4910lm / 5777lm / 6355lm / 6933lm	Zwart / Noir / Black



## Proji 29 - Opal

230Vac 34w/40w/44w/48w via dip switch CE  IP20 3F Ra>90

*Materiaal / Matériel / Material*  
PVC

*Afmetingen / Dimensions / Dimensions*  
1150x65mm

			<i>Kleur / Couleur / Color</i>
6 031 07 30	3000K	4106lm / 4830lm / 5313lm / 5797lm	Wit / Blanc / Whitec
6 031 07 40	4000K	4502lm / 5297lm / 5827lm / 6357lm	Wit / Blanc / White
6 031 08 30	3000K	4106lm / 4830lm / 5313lm / 5797lm	Zwart / Noir / Black
6 031 08 40	4000K	4502lm / 5297lm / 5827lm / 6357lm	Zwart / Noir / Black

## Proji 31



*De Proji 31 armatuur is een flexibele lineaire tracklight, verkrijgbaar in witte of zwarte afwerking. Lichtkleur en vermogen kunnen ingesteld worden met een dip switch. Het personaliseren van de Proji 31 is eenvoudig dankzij de verschillende opties die beschikbaar zijn. Standaard wordt de Proji 31 geleverd met een opaalafwerking, maar voor diegenen die een meer gerichte verlichting wensen, is er de mogelijkheid om de reflector versie te gebruiken. De armatuur kan eveneens DALI dimbaar verkregen worden.*

*La luminaire Proji 31 est un projecteur linéaire flexible, disponible en finition blanche ou noire, qui peut être facilement adapté à votre projet. La couleur de la lumière et la puissance peuvent être réglées à l'aide d'un dip switch. La personnalisation du Proji 31 est facile grâce aux différentes options disponibles. Le Proji 31 est livré en standard avec une finition opale, mais pour ceux qui souhaitent un éclairage plus directionnel, il est possible d'utiliser la version avec réflecteur. La luminaire peut également être obtenue DALI dimmable.*

*The Proji 31 fixture is a flexible linear tracklight available in white or black finish that easily can be customized to fit your project. Light color and power can be set with a dip switch. Personalizing the Proji 31 is easy thanks to the various options available. As standard, the Proji 31 comes with an opal finish, but for those who want more directional lighting, there is the possibility of using the reflector version. The fixture is also available DALI dimmable.*


*Onzichtbare in-track driver / Invisible in-track driver / Invisible in-track driver*



*Personaliseer je armatuur door een reflector toe te passen i.p.v. de opale afwerking.*

*Personnalisez votre luminaire en appliquant un réflecteur à la place de la finition opale.*

*Personalise your luminaire by applying a reflector instead of the opal finish.*

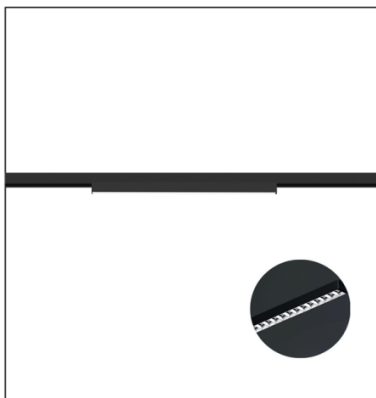


*Dip switch :*

*Met de dipswitch is het mogelijk de lichtkleur in te stellen op 3000, 3500 of 4000K.*

*Le dipswitch permet de régler la couleur de la lumière sur 3000, 3500 ou 4000K.*

*With the dipswitch it is possible to set the light color to 3000, 3500 or 4000K.*



### Proj 31 - L564

230Vac	15w/22w/35w via dip switch	CE		IP20	3F	Ra>90
--------	----------------------------	----	--	------	----	-------

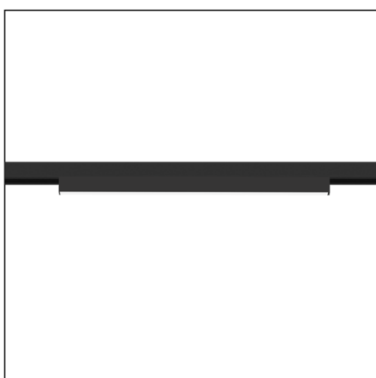
Materiaal / Materiel / Material : PVC

Zwart / Noir / Black

6 034 01 ad	3000K / 3500K / 4000K	111lm/w - 116lm/w - 121lm/w	Opal	
6 034 02 ad	3000K / 3500K / 4000K	111lm/w - 116lm/w - 121lm/w	Opal	Dali DIM
6 034 03 ad	3000K / 3500K / 4000K	111lm/w - 116lm/w - 121lm/w	80° UGR<19	
6 034 04 ad	3000K / 3500K / 4000K	111lm/w - 116lm/w - 121lm/w	80° UGR<19	Dali DIM

Wit / Blanc / White

6 034 05 ad	3000K / 3500K / 4000K	111lm/w - 116lm/w - 121lm/w	Opal	
6 034 06 ad	3000K / 3500K / 4000K	111lm/w - 116lm/w - 121lm/w	Opal	Dali DIM
6 034 07 ad	3000K / 3500K / 4000K	111lm/w - 116lm/w - 121lm/w	80° UGR<19	
6 034 08 ad	3000K / 3500K / 4000K	111lm/w - 116lm/w - 121lm/w	80° UGR<19	Dali DIM



### Proj 31 - L864

230Vac	15w/22w/35w via dip switch	CE		IP20	3F	Ra>90
--------	----------------------------	----	--	------	----	-------

Materiaal / Materiel / Material


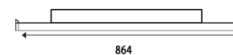
PVC

Zwart / Noir / Black

6 034 09 ad	3000K / 3500K / 4000K	111lm/w - 116lm/w - 121lm/w	Opal	
6 034 10 ad	3000K / 3500K / 4000K	111lm/w - 116lm/w - 121lm/w	Opal	Dali DIM

Wit / Blanc / White

6 034 11 ad	3000K / 3500K / 4000K	111lm/w - 116lm/w - 121lm/w	Opal	
6 034 12 ad	3000K / 3500K / 4000K	111lm/w - 116lm/w - 121lm/w	Opal	Dali DIM



### Proj 31 - L1164

230Vac	15w/22w/35w via dip switch	CE		IP20	3F	Ra>90
--------	----------------------------	----	--	------	----	-------

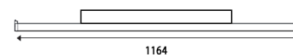
Materiaal / Materiel / Material : PVC

Zwart / Noir / Black

6 034 13 ad	3000K / 3500K / 4000K	111lm/w - 116lm/w - 121lm/w	Opal	
6 034 14 ad	3000K / 3500K / 4000K	111lm/w - 116lm/w - 121lm/w	Opal	Dali DIM
6 034 15 ad	3000K / 3500K / 4000K	111lm/w - 116lm/w - 121lm/w	80° UGR<19	
6 034 16 ad	3000K / 3500K / 4000K	111lm/w - 116lm/w - 121lm/w	80° UGR<19	Dali DIM

Wit / Blanc / White

6 034 17 ad	3000K / 3500K / 4000K	111lm/w - 116lm/w - 121lm/w	Opal	
6 034 18 ad	3000K / 3500K / 4000K	111lm/w - 116lm/w - 121lm/w	Opal	Dali DIM
6 034 19 ad	3000K / 3500K / 4000K	111lm/w - 116lm/w - 121lm/w	80° UGR<19	
6 034 20 ad	3000K / 3500K / 4000K	111lm/w - 116lm/w - 121lm/w	80° UGR<19	Dali DIM



## 48Vdc TRACK SYSTEM

Het 48V gamma omvat een in- en opbouwprofiel met de accessoires, enkele tracklights, enkele pendels en een aantal vaste modules in verschillende afmetingen. Op deze en de volgende pagina's wordt een overzicht gegeven van de verschillende onderdelen.

La gamme 48V comprend un profil encastré et un profil pour monter sur le plafond avec les accessoires, quelques tracklights, quelques pendules et un certain nombre de modules fixe de différentes tailles. Un aperçu des différentes parties est donné sur cette page et les pages suivantes.

The 48V range includes a built-in and built-up profile with the accessories, some tracklights, a few pendant lights and a number of fixed modules in different sizes. An overview of the different parts is given on this and the following pages.



### 48v track - on

*Materiaal / Matériel / Material*  
Gelakt alu / Alu laqué / Painted alu

Max. 20m - Max. 600w non dim - Max. 150w dim

1m

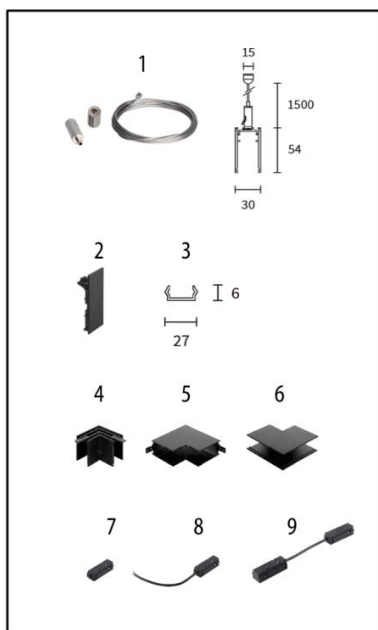
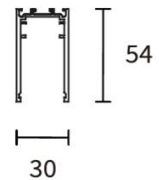
6 200 01 b Zwart / Noir / Black  
6 200 01 w Wit / Blanc / White

2m

6 200 02 b Zwart / Noir / Black  
6 200 02 w Wit / Blanc / White

3m

6 200 03 b Zwart / Noir / Black  
6 200 03 w Wit / Blanc / White



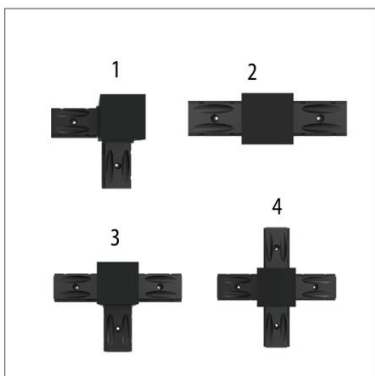
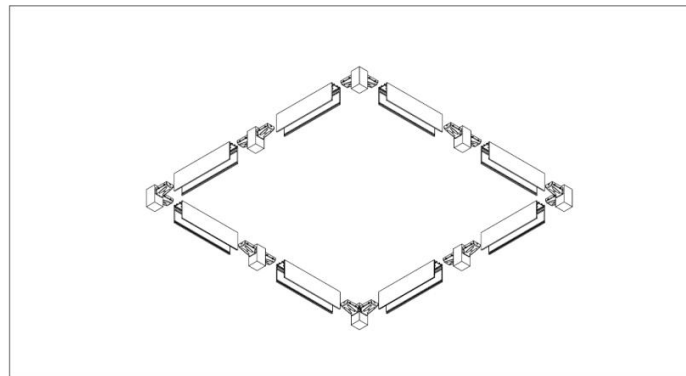
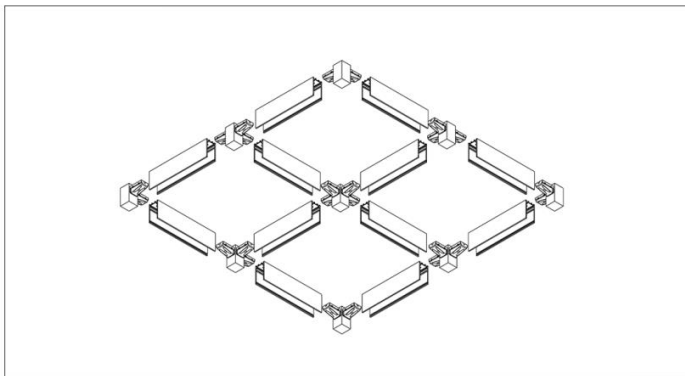
### 48v track - on - accessories

N Zwart / Noir / Black

- 1 6 200 04 b Ophangbevestiging 1,5m - Kit suspension 1,5m - Suspension kit 1,5m
- 2 6 202 02 b Eindkap - Pièce de finition - End cap
- 3 6 202 01 b Afdekking 2m - Cache 2m - Cover 2m
- 3 6 202 08 b Afdekking 3m - Cache 3m - Cover 3m
- 4 6 200 05 b L-bocht voor - connecteur L - L connector
- 5 6 200 06 b Binnen wand naar wand connector - Connecteur mur/mur int. - int. wall/wall connector
- 6 6 200 07 b Buiten wand naar wand connector - Connecteur mur/mur ext. - Ext. wall/wall connector
- 7 6 202 03 b Doorverbindconnector - Connecteur - Connector
- 8 6 202 04 b Aansluitconnector met kabel - Connecteur avec câble - Connector with cable
- 9 6 202 05 b Doorverbindconnector met kabel - Connecteur avec câble - Connector with cable

N Wit / Blanc / White

- 1 6 200 04 a Ophangbevestiging staal 1,5m - Kit suspension acier 1,5m - Suspension kit steel 1,5m
- 2 6 202 02 w Eindkap - Pièce de finition - End cap
- 3 6 202 01 w Afdekking 2m - cache 2m - cover 2m
- 3 6 202 07 w Afdekking 3m - cache 3m - cover 3m
- 4 6 200 05 w L-bocht voor - connecteur L - L connector
- 5 6 200 06 w Binnen wand naar wand connector - Connecteur mur/mur int. - int. wall/wall connector
- 6 6 200 07 w Buiten wand naar wand connector - Connecteur mur/mur ext. - Ext. wall/wall connector
- 9 6 202 05 w Doorverbindconnector met kabel - Connecteur avec câble - Connector with cable



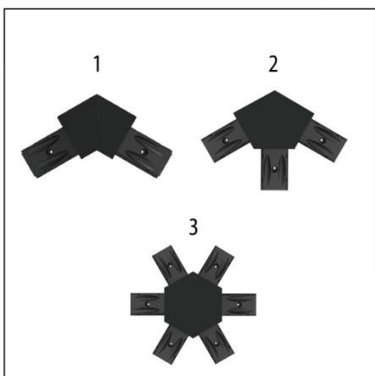
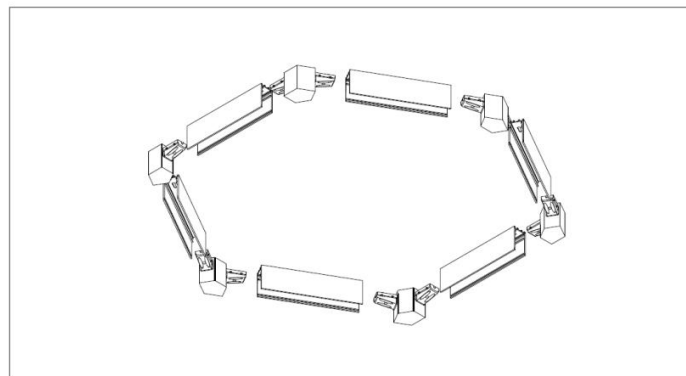
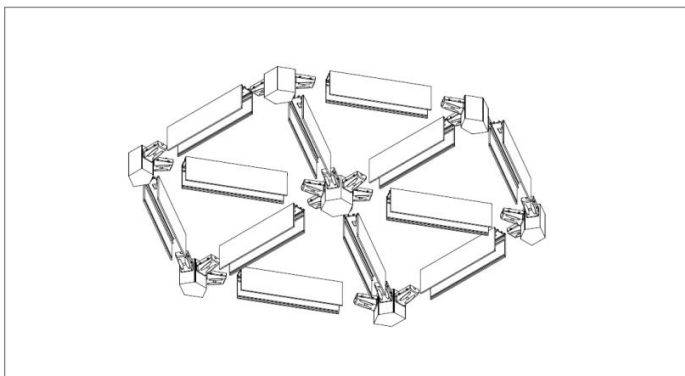
### 48v track - on - accessories square installation

N Zwart / Noir / Black

- 1 6 200 08 b Elektrische verbinding 90° - Connexion électrique 90° - Electrical connection 90°
- 2 6 200 09 b Elektrische doorverbinding - Connexion électrique - Electrical connection
- 3 6 200 10 b Elektrische T - verbinding links - Connexion T gauche électrique - Electrical left T - connection
- 3 6 200 11 b Elektrische T - verbinding rechts - Connexion T droite électrique - Electrical right T - connection
- 4 6 200 12 b Elektrische X - verbinding - Connexion X électrique - Electrical X - connection

N Wit / Blanc / White

- 1 6 200 08 w Elektrische verbinding 90° - Connexion électrique 90° - Electrical connection 90°
- 2 6 200 09 w Elektrische doorverbinding - Connexion électrique - Electrical connection
- 3 6 200 10 w Elektrische T - verbinding links - Connexion T gauche électrique - Electrical left T - connection
- 3 6 200 11 w Elektrische T - verbinding rechts - Connexion T droite électrique - Electrical right T - connection
- 4 6 200 12 w Elektrische X - verbinding - Connexion X électrique - Electrical X - connection



### 48v track - on - accessories hexagonal installation

N Zwart / Noir / Black

- 1 6 200 13 b Elektrische verbinding 120° - Connexion électrique 120° - Electrical connection 120°
- 2 6 200 14 b Elektrische verbinding 2x60° - Connexion électrique 2x60° - Electrical connection 2x60°
- 3 6 200 15 b Elektrische verbinding 6x60° - Connexion électrique 6x60° - Electrical connection 6x60°

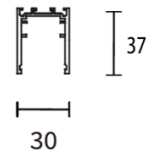
N Wit / Blanc / White

- 1 6 200 13 w Elektrische verbinding 120° - Connexion électrique 120° - Electrical connection 120°
- 2 6 200 14 w Elektrische verbinding 2x60° - Connexion électrique 2x60° - Electrical connection 2x60°
- 3 6 200 15 w Elektrische verbinding 6x60° - Connexion électrique 6x60° - Electrical connection 6x60°

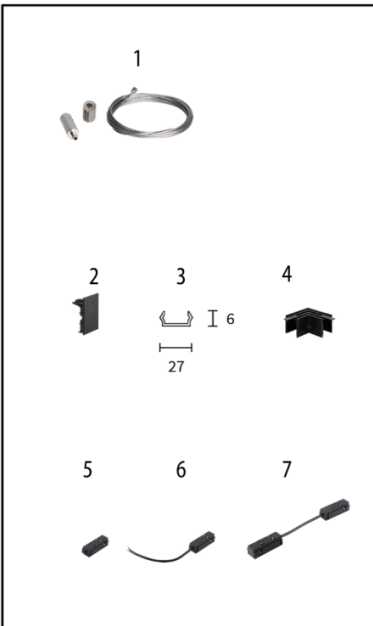


## 48v track - on - small

*Materiaal / Matériel / Material*  
 Gelakt alu / Alu laqué / Painted alu  
 Max. 20m - Max. 600w non dim - Max. 150w dim




2m  
 6 300 02 b Zwart / Noir / Black  
 3m  
 6 300 03 b Zwart / Noir / Black



## 48v track - on - small - accessories

N Zwart / Noir / Black

1	6 200 04 b	Ophangbevestiging 1,5m - Kit suspension 1,5m - Suspension kit 1,5m
2	6 302 02 b	Eindkap - Pièce de finition - End cap
3	6 202 01 b	Afdekking 2m - Cache 2m - Cover 2m
4	6 300 05 b	L-bocht - Connecteur L - L connector
5	6 202 03 b	Doorverbindconnector - Connecteur - Connector
6	6 202 04 b	Aansluitconnector met kabel - Connecteur avec câble - Connector with cable
7	6 202 05 b	Doorverbindconnector met kabel - Connecteur avec câble - Connector avec cable



## 48v track - in\*

Materiaal / Matériel / Material  
Gelakt alu / Alu laqué / Painted alu

\* Incl. pleisterafdekking / Incl. cache a plâtre / Incl. cover for plastering

Max. 20m - Max. 600w non dim - Max. 150w dim

1m


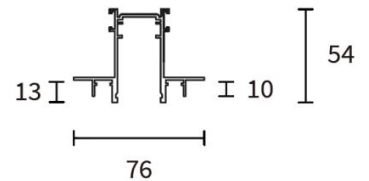
6 201 01 b Zwart / Noir / Black  
6 201 01 w Wit / Blanc / White

2m

6 201 02 b Zwart / Noir / Black  
6 201 02 w Wit / Blanc / White

3m

6 201 03 b Zwart / Noir / Black  
6 201 03 w Wit / Blanc / White



## 48v track - in - accessories

N Zwart / Noir / Black

- 1 6 202 02 b Eindkap - Pièce de finition - End cap
- 2 6 202 01 b Afdekking 2m - Cache 2m - Cover 2m
- 3 6 201 04 b L-bocht - connecteur L - L connector
- 4 6 201 05 b Binnen wand naar wand connector - Connecteur mur/mur int. - Int. wall/wall connector
- 5 6 201 06 b Buiten wand naar wand connector - Connecteur mur/mur ext. - Ext. wall/wall connector
- 6 6 202 03 b Doorverbindconnector - Connecteur - Connector
- 7 6 202 04 b Aansluitconnector met kabel - Connecteur avec câble - Connector with cable
- 8 6 202 05 b Doorverbindconnector met kabel - Connecteur avec câble - Connector avec cable

N Wit / Blanc / White

- 1 6 202 02 w Eindkap - Pièce de finition - End cap
- 2 6 202 01 w Afdekking 2m - cache 2m - cover 2m
- 3 6 201 04 w L-bocht voor - connecteur L - L connector
- 4 6 201 05 w Binnen wand naar wand connector - Connecteur mur/mur int. - int. wall/wall connector
- 5 6 201 06 w Buiten wand naar wand connector - Connecteur mur/mur ext. - Ext. wall/wall connector
- 8 6 202 05 w Doorverbindconnector met kabel - Connecteur avec câble - Connector avec cable



### 48V tracklight 8w - black

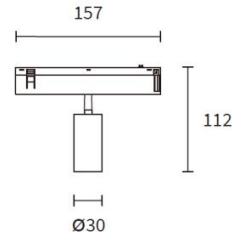
48Vdc	1 Led	8w	CE		IP20	Ra>90	
-------	-------	----	----	--	------	-------	--

Zwart gelakt alu (struct. lak) / Alu laqué en noir (peint. tex.) / Black painted alu (tex. paint)

6 203 01 ww	2700K	420lm	Cup: Zwart/Noir/Black	
6 203 01 xw	3000K	460lm	Cup: Zwart/Noir/Black	
6 203 02 ww	2700K	420lm	Cup: Zwart/Noir/Black	Dali/Push DIM
6 203 02 xw	3000K	460lm	Cup: Zwart/Noir/Black	Dali/Push DIM
6 203 20 ww	2700K	420lm	Cup: Zwart/Noir/Black	Casambi DIM
6 203 20 xw	3000K	460lm	Cup: Zwart/Noir/Black	Casambi DIM

Accessoires/Accessoires/Accessories

11 004 01	Binnenring goud / Anneau or / Cup gold
11 004 02	Binnenring wit / Anneau blanc / Cup white



### 48V tracklight 8w - white

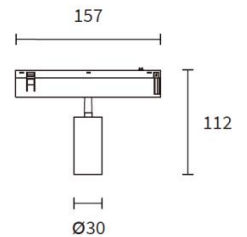
48Vdc	1 Led	8w	CE		IP20	Ra>90	
-------	-------	----	----	--	------	-------	--

Wit gelakt alu (struct. lak) / Alu laqué en blanc (peint. tex.) / White painted alu (tex. paint)

6 203 05 ww	2700K	420lm	Cup: Zwart/Noir/Black	
6 203 05 xw	3000K	460lm	Cup: Zwart/Noir/Black	
6 203 06 ww	2700K	420lm	Cup: Zwart/Noir/Black	Dali/Push DIM
6 203 06 xw	3000K	460lm	Cup: Zwart/Noir/Black	Dali/Push DIM
6 203 21 ww	2700K	420lm	Cup: Zwart/Noir/Black	Casambi DIM
6 203 21 xw	3000K	460lm	Cup: Zwart/Noir/Black	Casambi DIM

Accessoires/Accessoires/Accessories

11 004 01	Binnenring goud / Anneau or / Cup gold
11 004 02	Binnenring wit / Anneau blanc / Cup white



### 48V tracklight 2x8w - black

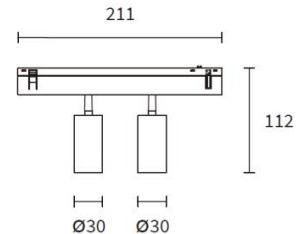
48Vdc	2 Led	16w	CE		IP20	Ra>90	
-------	-------	-----	----	--	------	-------	--

Zwart gelakt alu (struct. lak) / Alu laqué en noir (peint. tex.) / Black painted alu (tex. paint)

6 203 12 ww	2700K	840lm	Cup: Zwart/Noir/Black	
6 203 12 xw	3000K	920lm	Cup: Zwart/Noir/Black	
6 203 13 ww	2700K	840lm	Cup: Zwart/Noir/Black	Dali/Push DIM
6 203 13 xw	3000K	920lm	Cup: Zwart/Noir/Black	Dali/Push DIM
6 203 22 ww	2700K	840lm	Cup: Zwart/Noir/Black	Casambi DIM
6 203 22 xw	3000K	920lm	Cup: Zwart/Noir/Black	Casambi DIM

Accessoires/Accessoires/Accessories

11 004 01	Binnenring goud / Anneau or / Cup gold
11 004 02	Binnenring wit / Anneau blanc / Cup white



### 48V tracklight 2x8w - white

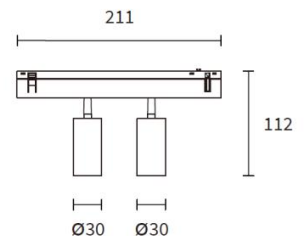
48Vdc	2 Led	16w	CE		IP20	Ra>90	
-------	-------	-----	----	--	------	-------	--

Wit gelakt alu (struct. lak) / Alu laqué en blanc (peint. tex.) / White painted alu (tex. paint)

6 203 16 ww	2700K	840lm	Cup: Zwart/Noir/Black	
6 203 16 xw	3000K	920lm	Cup: Zwart/Noir/Black	
6 203 17 ww	2700K	840lm	Cup: Zwart/Noir/Black	Dali/Push DIM
6 203 17 xw	3000K	920lm	Cup: Zwart/Noir/Black	Dali/Push DIM
6 203 23 ww	2700K	840lm	Cup: Zwart/Noir/Black	Casambi DIM
6 203 23 xw	3000K	920lm	Cup: Zwart/Noir/Black	Casambi DIM

Accessoires/Accessoires/Accessories

11 004 01	Binnenring goud / Anneau or / Cup gold
11 004 02	Binnenring wit / Anneau blanc / Cup white







### 48V tracklight 14w - black

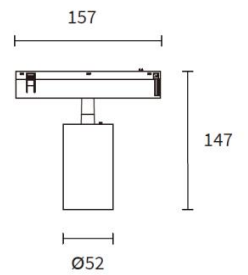


Zwart gelakt alu (struct. lak) / Alu laqué en noir (peint. tex.) / Black painted alu (tex. paint)

6 204 01 ww	2700K	830lm	Cup: Zwart/Noir/Black	
6 204 01 xw	3000K	890lm	Cup: Zwart/Noir/Black	
6 204 02 ww	2700K	830lm	Cup: Zwart/Noir/Black	Dali/Push DIM
6 204 02 xw	3000K	890lm	Cup: Zwart/Noir/Black	Dali/Push DIM
6 204 11 ww	2700K	830lm	Cup: Zwart/Noir/Black	Casambi DIM
6 204 11 xw	3000K	890lm	Cup: Zwart/Noir/Black	Casambi DIM

Accessoires/Accessoires/Accessories

11 002 01	Binnenring goud / Anneau or / Cup gold
11 002 02	Binnenring wit / Anneau blanc / Cup white



### 48V tracklight 14w - white

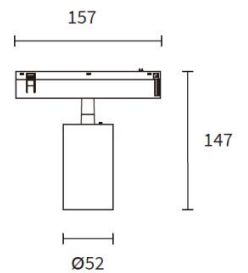


Wit gelakt alu (struct. lak) / Alu laqué en blanc (peint. tex.) / White painted alu (tex. paint)

6 204 05 ww	2700K	830lm	Cup: Zwart/Noir/Black	
6 204 05 xw	3000K	890lm	Cup: Zwart/Noir/Black	
6 204 06 ww	2700K	830lm	Cup: Zwart/Noir/Black	Dali/Push DIM
6 204 06 xw	3000K	890lm	Cup: Zwart/Noir/Black	Dali/Push DIM
6 204 12 ww	2700K	830lm	Cup: Zwart/Noir/Black	Casambi DIM
6 204 12 xw	3000K	890lm	Cup: Zwart/Noir/Black	Casambi DIM

Accessoires/Accessoires/Accessories

11 002 01	Binnenring goud / Anneau or / Cup gold
11 002 02	Binnenring wit / Anneau blanc / Cup white



### 48V tracklight 19w - black

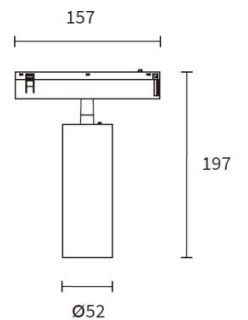


Zwart gelakt alu (struct. lak) / Alu laqué en noir (peint. tex.) / Black painted alu (tex. paint)

6 205 01 ww	2700K	1210lm	Cup: Zwart/Noir/Black	
6 205 01 xw	3000K	1285lm	Cup: Zwart/Noir/Black	
6 205 02 ww	2700K	1210lm	Cup: Zwart/Noir/Black	Dali/Push DIM
6 205 02 xw	3000K	1285lm	Cup: Zwart/Noir/Black	Dali/Push DIM
6 205 11 ww	2700K	1210lm	Cup: Zwart/Noir/Black	Casambi DIM
6 205 11 xw	3000K	1285lm	Cup: Zwart/Noir/Black	Casambi DIM

accessoires/accessoires/accessories

11 002 01	Binnenring goud / Anneau or / Cup gold
11 002 02	Binnenring wit / Anneau blanc / Cup white



### 48V tracklight 19w - white

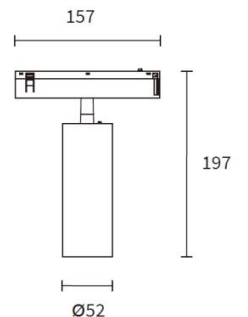


Wit gelakt alu (struct. lak) / Alu laqué en blanc (peint. tex.) / White painted alu (tex. paint)

6 205 05 ww	2700K	1210lm	Cup: Zwart/Noir/Black	
6 205 05 xw	3000K	1285lm	Cup: Zwart/Noir/Black	
6 205 06 ww	2700K	1210lm	Cup: Zwart/Noir/Black	Dali/Push DIM
6 205 06 xw	3000K	1285lm	Cup: Zwart/Noir/Black	Dali/Push DIM
6 205 12 ww	2700K	1210lm	Cup: Zwart/Noir/Black	Casambi DIM
6 205 12 xw	3000K	1285lm	Cup: Zwart/Noir/Black	Casambi DIM

Accessoires/Accessoires/Accessories

11 002 01	Binnenring goud / Anneau or / Cup gold
11 002 02	Binnenring wit / Anneau blanc / Cup white




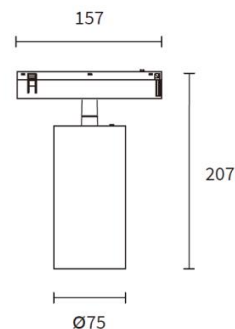


### 48V tracklight 35w - black



Zwart gelakt alu (struct. lak) / Alu laqué en noir (peint. tex.) / Black painted alu (tex. paint)

- |             |       |        |                       |               |
|-------------|-------|--------|-----------------------|---------------|
| 6 206 01 xw | 3000K | 2270lm | Cup: Zwart/Noir/Black |               |
| 6 206 02 xw | 3000K | 2270lm | Cup: Zwart/Noir/Black | Dali/Push DIM |
| 6 206 11 xw | 3000K | 2270lm | Cup: Zwart/Noir/Black | Casambi DIM   |
- Accessoires/Accessoires/Accessories
- |           |   |
|-----------|---|
| 11 005 01 | Binnenring goud / Anneau or / Cup gold    |
| 11 005 02 | Binnenring wit / Anneau blanc / Cup white |


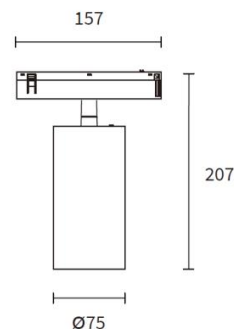


### 48V tracklight 35w - white



Wit gelakt alu (struct. lak) / Alu laqué en blanc (peint. tex.) / White painted alu (tex. paint)

- |             |       |        |                       |               |
|-------------|-------|--------|-----------------------|---------------|
| 6 206 05 xw | 3000K | 2270lm | Cup: Zwart/Noir/Black |               |
| 6 206 06 xw | 3000K | 2270lm | Cup: Zwart/Noir/Black | Dali/Push DIM |
| 6 206 12 xw | 3000K | 2270lm | Cup: Zwart/Noir/Black | Casambi DIM   |
- Accessoires/Accessoires/Accessories
- |           |   |
|-----------|---|
| 11 005 01 | Binnenring goud / Anneau or / Cup gold    |
| 11 005 02 | Binnenring wit / Anneau blanc / Cup white |

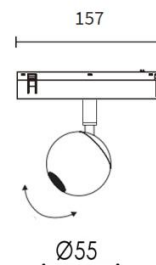


### 48V bally - 7w - black



Zwart gelakt alu (struct. lak) / Alu laqué en noir (peint. tex.) / Black painted alu (tex. paint)

- |             |       |       |               |
|-------------|-------|-------|---------------|
| 6 219 01 27 | 2700K | 425lm |               |
| 6 219 01 30 | 3000K | 452lm |               |
| 6 219 02 27 | 2700K | 425lm | Dali/Push DIM |
| 6 219 02 30 | 3000K | 452lm | Dali/Push DIM |
| 6 219 03 27 | 2700K | 425lm | Casambi DIM   |
| 6 219 03 30 | 3000K | 452lm | Casambi DIM   |

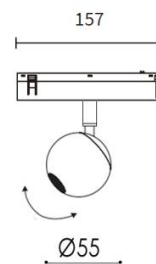


### 48V bally - 7w - white



Wit gelakt alu (struct. lak) / Alu laqué en blanc (peint. tex.) / White painted alu (tex. paint)

- |             |       |       |               |
|-------------|-------|-------|---------------|
| 6 219 04 27 | 2700K | 425lm |               |
| 6 219 04 30 | 3000K | 452lm |               |
| 6 219 05 27 | 2700K | 425lm | Dali/Push DIM |
| 6 219 05 30 | 3000K | 452lm | Dali/Push DIM |
| 6 219 06 27 | 2700K | 425lm | Casambi DIM   |
| 6 219 06 30 | 3000K | 452lm | Casambi DIM   |



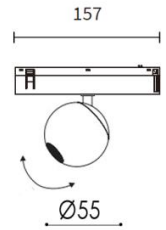


### 48V bally - 7w - black / for track - on - small



Zwart gelakt alu (struct. lak) / Alu laqué en noir (peint. tex.) / Black painted alu (tex. paint)

6 219 07 27	2700K	425lm	
6 219 07 30	3000K	452lm	
6 219 08 27	2700K	425lm	Dali/Push DIM
6 219 08 30	3000K	452lm	Dali/Push DIM
6 219 09 27	2700K	425lm	Casambi DIM
6 219 09 30	3000K	452lm	Casambi DIM


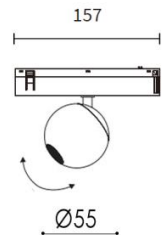


### 48V bally - 7w - white / for track - on - small



Wit gelakt alu (struct. lak) / Alu laqué en blanc (peint. tex.) / White painted alu (tex. paint)

6 219 10 27	2700K	425lm	
6 219 10 30	3000K	452lm	
6 219 11 27	2700K	425lm	Dali/Push DIM
6 219 11 30	3000K	452lm	Dali/Push DIM
6 219 12 27	2700K	425lm	Casambi DIM
6 219 12 30	3000K	452lm	Casambi DIM


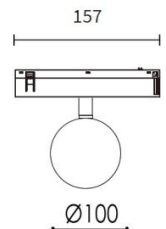


### 48V miniball - 5w



PC

6 220 01 27	2700K	320lm	
6 220 01 30	3000K	340lm	
6 220 02 27	2700K	320lm	Dali/Push DIM
6 220 02 30	3000K	340lm	Dali/Push DIM
6 220 03 27	2700K	320lm	Casambi DIM
6 220 03 30	3000K	340lm	Casambi DIM

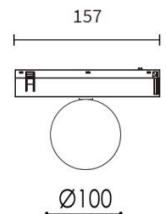




### 48V miniball - 5w / for track - on - small



PC

6 220 04 27	2700K	320lm	
6 220 04 30	3000K	340lm	
6 220 05 27	2700K	320lm	Dali/Push DIM
6 220 05 30	3000K	340lm	Dali/Push DIM
6 220 06 27	2700K	320lm	Casambi DIM
6 220 06 30	3000K	340lm	Casambi DIM




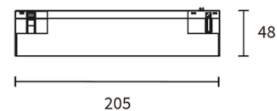


### 48V track - linear 1 - 6w



Materiaal / Materiel / Material:  
PC

6 210 01 ww	2700K	375lm	
6 210 01 xw	3000K	385lm	
6 210 02 ww	2700K	375lm	Dali/Push DIM
6 210 02 xw	3000K	385lm	Dali/Push DIM
6 210 03 ww	2700K	375lm	Casambi DIM
6 210 03 xw	3000K	385lm	Casambi DIM

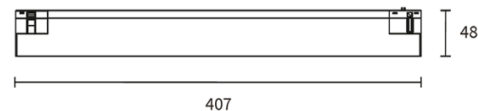


### 48V track - linear 1 - 11w



Materiaal / Materiel / Material:  
PC

6 211 01 ww	2700K	676lm	
6 211 01 xw	3000K	696lm	
6 211 02 ww	2700K	676lm	Dali/Push DIM
6 211 02 xw	3000K	696lm	Dali/Push DIM
6 211 03 ww	2700K	676lm	Casambi DIM
6 211 03 xw	3000K	696lm	Casambi DIM




### 48V track - linear 1 - 18w



Materiaal / Materiel / Material:  
PC

6 212 01 ww	2700K	1340lm	
6 212 01 xw	3000K	1384lm	
6 212 02 ww	2700K	1340lm	Dali/Push DIM
6 212 02 xw	3000K	1384lm	Dali/Push DIM
6 212 03 ww	2700K	1340lm	Casambi DIM
6 212 03 xw	3000K	1384lm	Casambi DIM





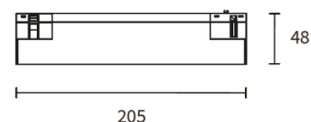


### 48V track - linear 2 - 12w



Materiaal / Matériel / Material:  
PC

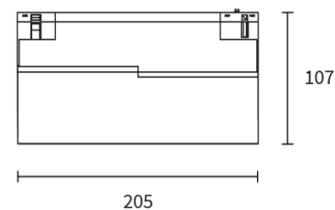
6 215 01 ww	2700K	948lm	
6 215 01 xw	3000K	1047lm	
6 215 02 ww	2700K	948lm	Dali/Push DIM
6 215 02 xw	3000K	1047lm	Dali/Push DIM
6 215 03 ww	2700K	948lm	Casambi DIM
6 215 03 xw	3000K	1047lm	Casambi DIM




### 48V track - linear 3 - 12w



6 216 01 ww	2700K	948lm	Zwart / Noir / Black	
6 216 01 xw	3000K	1047lm	Zwart / Noir / Black	
6 216 02 ww	2700K	948lm	Zwart / Noir / Black	Dali/Push DIM
6 216 02 xw	3000K	1047lm	Zwart / Noir / Black	Dali/Push DIM
6 216 03 ww	2700K	948lm	Wit / Blanc / White	
6 216 03 xw	3000K	1047lm	Wit / Blanc / White	
6 216 04 ww	2700K	948lm	Wit / Blanc / White	Dali/Push DIM
6 216 04 xw	3000K	1047lm	Wit / Blanc / White	Dali/Push DIM
6 216 05 ww	2700K	948lm	Zwart / Noir / Black	Casambi DIM
6 216 05 xw	3000K	1047lm	Zwart / Noir / Black	Casambi DIM
6 216 06 ww	2700K	948lm	Wit / Blanc / White	Casambi DIM
6 216 06 xw	3000K	1047lm	Wit / Blanc / White	Casambi DIM

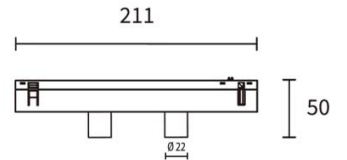




### 48V tracklight 2x2w - fixed - black

48Vdc	4w	2 led	CE		IP20	Ra>90	
-------	----	-------	----	--	------	-------	--

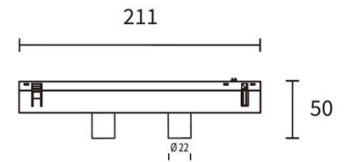
				<i>Cup</i>		
6 217 01 ww	2700K	265lm	Zwart/Noir/Black			
6 217 01 xw	3000K	305lm	Zwart/Noir/Black			
6 217 02 ww	2700K	265lm	Zwart/Noir/Black		Dali/Push DIM	
6 217 02 xw	3000K	305lm	Zwart/Noir/Black		Dali/Push DIM	
6 217 03 ww	2700K	265lm	Goud/Or/Gold			
6 217 03 xw	3000K	305lm	Goud/Or/Gold			
6 217 04 ww	2700K	265lm	Goud/Or/Gold		Dali/Push DIM	
6 217 04 xw	3000K	305lm	Goud/Or/Gold		Dali/Push DIM	
6 217 09 ww	2700K	265lm	Zwart/Noir/Black		Casambi DIM	
6 217 09 xw	3000K	305lm	Zwart/Noir/Black		Casambi DIM	
6 217 10 ww	2700K	265lm	Goud/Or/Gold		Casambi DIM	
6 217 10 xw	3000K	305lm	Goud/Or/Gold		Casambi DIM	



### 48V tracklight 2x2w - fixed - white

48Vdc	4w	2 led	CE		IP20	Ra>90	
-------	----	-------	----	--	------	-------	--

				<i>Cup</i>		
6 217 05 ww	2700K	265lm	Zwart/Noir/Black			
6 217 05 xw	3000K	305lm	Zwart/Noir/Black			
6 217 06 ww	2700K	265lm	Zwart/Noir/Black		Dali/push DIM	
6 217 06 xw	3000K	305lm	Zwart/Noir/Black		Dali/push DIM	
6 217 07 ww	2700K	265lm	Goud/Or/Gold			
6 217 07 xw	3000K	305lm	Goud/Or/Gold			
6 217 08 ww	2700K	265lm	Goud/Or/Gold		Dali/push DIM	
6 217 08 xw	3000K	305lm	Goud/Or/Gold		Dali/push DIM	
6 217 11 ww	2700K	265lm	Zwart/Noir/Black		Casambi DIM	
6 217 11 xw	3000K	305lm	Zwart/Noir/Black		Casambi DIM	
6 217 12 ww	2700K	265lm	Goud/Or/Gold		Casambi DIM	
6 217 12 xw	3000K	305lm	Goud/Or/Gold		Casambi DIM	





### 48V tube 1 - 8w - black


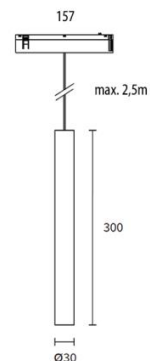
48Vdc	1 Led	8w	CE	III	IP20	Ra>90	30°
-------	-------	----	----	-----	------	-------	-----

Zwart gelakt alu (struct. lak) / Alu laqué en noir (peint. tex.) / Black painted alu (tex. paint)

6 207 01 ww	2700K	420lm	Cup: Zwart/Noir/Black	
6 207 01 xw	3000K	460lm	Cup: Zwart/Noir/Black	
6 207 02 ww	2700K	420lm	Cup: Zwart/Noir/Black	Dali/Push DIM
6 207 02 xw	3000K	460lm	Cup: Zwart/Noir/Black	Dali/Push DIM
6 207 22 ww	2700K	420lm	Cup: Zwart/Noir/Black	Casambi DIM
6 207 22 xw	3000K	460lm	Cup: Zwart/Noir/Black	Casambi DIM

Accessoires/Accessoires/Accessories

11 004 01	Binnenring goud / Anneau or / Cup gold
11 004 02	Binnenring wit / Anneau blanc / Cup white



### 48V tube 1 - 8w - white

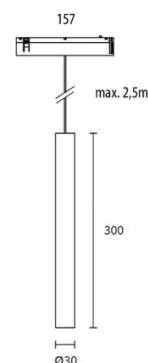
48Vdc	1 Led	8w	CE	III	IP20	Ra>90	30°
-------	-------	----	----	-----	------	-------	-----

Wit gelakt alu (struct. lak) / Alu laqué en blanc (peint. tex.) / White painted alu (tex. paint)

6 207 05 ww	2700K	420lm	Cup: Zwart/Noir/Black	
6 207 05 xw	3000K	460lm	Cup: Zwart/Noir/Black	
6 207 06 ww	2700K	420lm	Cup: Zwart/Noir/Black	Dali/Push DIM
6 207 06 xw	3000K	460lm	Cup: Zwart/Noir/Black	Dali/Push DIM
6 207 23 ww	2700K	420lm	Cup: Zwart/Noir/Black	Casambi DIM
6 207 23 xw	3000K	460lm	Cup: Zwart/Noir/Black	Casambi DIM

Accessoires/Accessoires/Accessories

11 004 01	Binnenring goud / Anneau or / Cup gold
11 004 02	Binnenring wit / Anneau blanc / Cup white



### 48V tube 2 - 19w - black

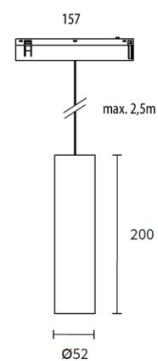
48Vdc	1 Led	19w	CE	III	IP20	Ra>90	30°
-------	-------	-----	----	-----	------	-------	-----

Zwart gelakt alu (struct. lak) / Alu laqué en noir (peint. tex.) / Black painted alu (tex. paint)

6 208 01 ww	2700K	1210lm	Cup: Zwart/Noir/Black	
6 208 01 xw	3000K	1285lm	Cup: Zwart/Noir/Black	
6 208 02 ww	2700K	1210lm	Cup: Zwart/Noir/Black	Dali/Push DIM
6 208 02 xw	3000K	1285lm	Cup: Zwart/Noir/Black	Dali/Push DIM
6 208 21 ww	2700K	1210lm	Cup: Zwart/Noir/Black	Casambi DIM
6 208 21 xw	3000K	1285lm	Cup: Zwart/Noir/Black	Casambi DIM

Accessoires/Accessoires/Accessories

11 002 01	Binnenring goud / Anneau or / Cup gold
11 002 02	Binnenring wit / Anneau blanc / Cup white



### 48V tube 2 - 19w - white

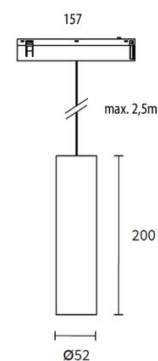
48Vdc	1 Led	19w	CE	III	IP20	Ra>90	30°
-------	-------	-----	----	-----	------	-------	-----


Wit gelakt alu (struct. lak) / Alu laqué en blanc (peint. tex.) / White painted alu (tex. paint)

6 208 05 ww	2700K	1210lm	Cup: Zwart/Noir/Black	
6 208 05 xw	3000K	1285lm	Cup: Zwart/Noir/Black	
6 208 06 ww	2700K	1210lm	Cup: Zwart/Noir/Black	Dali/Push DIM
6 208 06 xw	3000K	1285lm	Cup: Zwart/Noir/Black	Dali/Push DIM
6 208 22 ww	2700K	1210lm	Cup: Zwart/Noir/Black	Casambi DIM
6 208 22 xw	3000K	1285lm	Cup: Zwart/Noir/Black	Casambi DIM

Accessoires/Accessoires/Accessories

11 002 01	Binnenring goud / Anneau or / Cup gold
11 002 02	Binnenring wit / Anneau blanc / Cup white



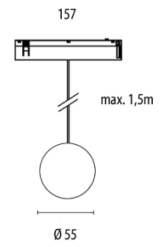


### 48V bally - 7w - pendant - black



Zwart gelakt alu (struct. lak) / Alu laqué en noir (peint. tex.) / Black painted alu (tex. paint)

6 221 01 27	2700K	425lm	
6 221 01 30	3000K	452lm	
6 221 02 27	2700K	425lm	Dali/Push DIM
6 221 02 30	3000K	452lm	Dali/Push DIM
6 221 03 27	2700K	425lm	Casambi DIM
6 221 03 30	3000K	452lm	Casambi DIM


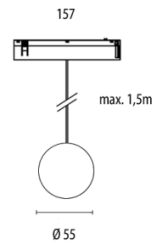


### 48V bally - 7w - pendant - white



Wit gelakt alu (struct. lak) / Alu laqué en blanc (peint. tex.) / White painted alu (tex. paint)

6 221 04 27	2700K	425lm	
6 221 04 30	3000K	452lm	
6 221 05 27	2700K	425lm	Dali/Push DIM
6 221 05 30	3000K	452lm	Dali/Push DIM
6 221 06 27	2700K	425lm	Casambi DIM
6 221 06 30	3000K	452lm	Casambi DIM

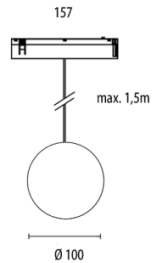


### 48V miniball - 5w - pendant



PC

6 222 01 27	2700K	320lm	
6 222 01 30	3000K	340lm	
6 222 02 27	2700K	320lm	Dali/Push DIM
6 222 02 30	3000K	340lm	Dali/Push DIM
6 222 03 27	2700K	320lm	Casambi DIM
6 222 03 30	3000K	340lm	Casambi DIM

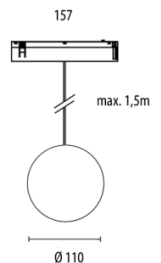


### 48V decoball - 6w



PC

6 223 01 27	2700K	345lm		Helder / Clair / Clear
6 223 02 27	2700K	325lm		Vintage
6 223 03 27	2700K	345lm	Dali/Push DIM	Helder / Clair / Clear
6 223 04 30	2700K	325lm	Dali/Push DIM	Vintage
6 223 05 27	2700K	345lm	Casambi DIM	Helder / Clair / Clear
6 223 06 30	2700K	325lm	Casambi DIM	Vintage



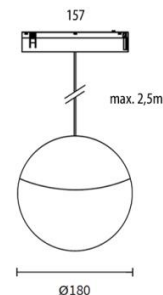


### 48V ball 28w - black

48Vdc	1 Led	28w	CE	III	IP20	Ra>90
-------	-------	-----	----	-----	------	-------

Zwart gelakt alu (struct. lak) / Alu laqué en noir (peint. tex.) / Black painted alu (tex. paint)

6 209 01 ww	2700K	2140lm	
6 209 01 xw	3000K	2180lm	
6 209 03 ww	2700K	2140lm	Dali/Push DIM
6 209 03 xw	3000K	2180lm	Dali/Push DIM
6 209 06 ww	2700K	2140lm	Casambi DIM
6 209 06 xw	3000K	2180lm	Casambi DIM

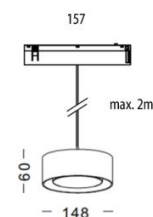


### 48V Pendency 11

48Vdc	1 Led	6w	CE	III	IP20	Ra>90	30°
-------	-------	----	----	-----	------	-------	-----

Wit gelakt alu (struct. lak) / Alu laqué en blanc (peint. tex.) / White painted alu (tex. paint)

6 224 01 27	2700K	470lm	
6 224 02 27	2700K	470lm	Dali/Push DIM
6 224 03 27	2700K	470lm	Casambi DIM

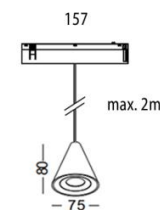


### 48V Pendency 12

48Vdc	1 Led	5w	CE	III	IP20	Ra>90	30°
-------	-------	----	----	-----	------	-------	-----

PC

6 225 01 27	2700K	470lm	
6 225 02 27	2700K	470lm	Dali/Push DIM
6 225 03 27	2700K	470lm	Casambi DIM

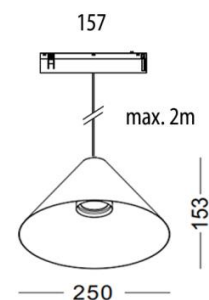



### 48V Pendency 13

48Vdc	1 Led	5w	CE	III	IP20	Ra>90	30°
-------	-------	----	----	-----	------	-------	-----

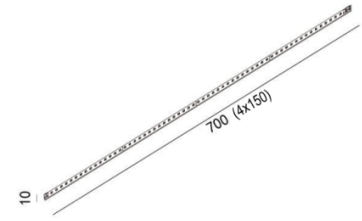
PC

6 226 01 27	2700K	470lm	
6 226 02 27	2700K	470lm	Dali/Push DIM
6 226 03 27	2700K	470lm	Casambi DIM





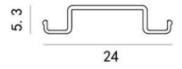
### 48V Uplight strip



6 218 01 27 2700K 1200lm  
 6 218 01 30 3000K 1250lm

Accessoires/Accessoires/Accessories


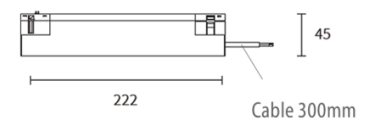
6 202 01 Helder diffuser - 2m / Diffuseur clair - 2m / Clear diffusor - 2m



### 48V - power supplies

	P	Afmetingen/Dimensions
1 6 202 07 b	100w	222x26x45
6 202 07 w	100w	222x26x45
2 9 023 01	60w	162,5x42,5x32
3 9 024 01	100w	190x52x35
4 9 025 01	150w	191x63x37,5
5 9 030 01	200w	244x71x37,5
6 9 031 01	240w	244x71x37,5

1. In-track driver



### 48V - dimmable power supplies

	P	DIM	Afmetingen/Dimensions
1 9 028 01	150w	DALI/Push	235x100x31
2 9 029 01	75w	DALI/Push	235x100x31

## 48V-MINI TRACK SYSTEM

Het 48v-mini track system omvat een klein opbouwprofiel met de accessoires, een pendelprofiel en een staanlamp. Hierop kunnen de verschillende ledmodules en pendels gemonteerd worden.

Le système 48V Track - mini comprend un petit profilé de surface avec les accessoires, un profilé suspendu et un lampadaire. C'est là que les différents modules LED et les suspensions peuvent être montés.

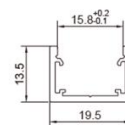
The 48V Track system - mini includes a small surface-mounted profile with the accessories, a pendant profile and a floor lamp. This is where the various LED modules and pendants can be mounted.




### 48v- mini track - on

Materiaal / Matériel / Material  
Zwart gelakt alu / Alu laqué en noir / Black painted alu

2 Eindkapjes en afdekking inbegrepen / 2 Pièces de finition et cache inclus /  
2 End caps and cover included



2m  
6 400 02 b Zwart / Noir / Black

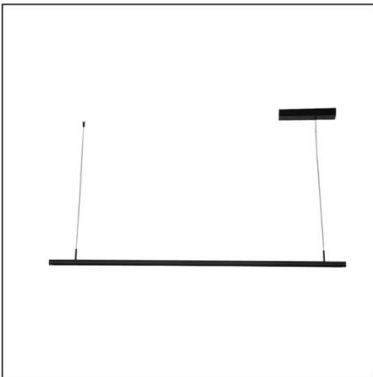


### 48v-mini track - on - accessories

- 1 6 402 01 b Eindkap - Pièce de finition - End cap
- 2 6 402 02 b L-bocht - connecteur L - L connector
- 3 6 402 03 b Elektrische verbinding 90° - Connexion électrique 90° - Electrical connection 90°
- 4 6 402 04 b Doorverbindconnector - Connecteur - Connector
- 5 6 402 05 b Aansluitconnector met kabel - Connecteur avec câble - Connector with cable

#### Voedingen / Alimentations / Power supplies

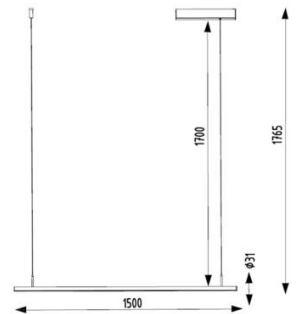
	P	Afmetingen/Dimensions
6 6 402 06 b	150w	255x22x25
7 9 023 01	60w	162,5x42,5x32
8 9 024 01	100w	190x52x35
9 9 025 01	150w	191x63x37,5
10 9 030 01	200w	244x71x37,5
11 9 031 01	240w	244x71x37,5



### 48v-mini pendant

230Vac MAX. 75w CE IP20

Materiaal / Matériel / Material:  
Zwart gelakt alu (struct. lak) / Alu laqué en noir (peint. tex.) / Black painted alu (tex. paint)



6 403 01 b



### 48V-mini floorlamp

230Vac MAX. 48w CE IP20

Materiaal / Matériel / Material:  
Zwart gelakt alu (struct. lak) / Alu laqué en noir (peint. tex.) / Black painted alu (tex. paint)



6 404 01 b

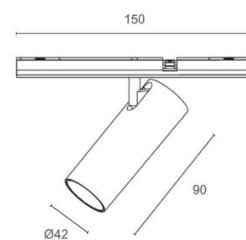





### 48V-mini tracklight 7w - black



Zwart gelakt alu (struct. lak) / Alu laqué en noir (peint. tex.) / Black painted alu (tex. paint)



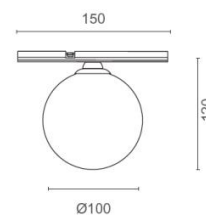
6 405 01 27 2700K 820lm




### 48V-mini ball 3w



PC



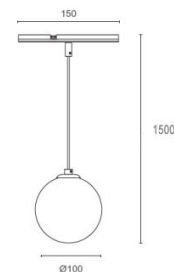
6 406 01 27 2700K 220lm




### 48V-mini pendant ball



PC



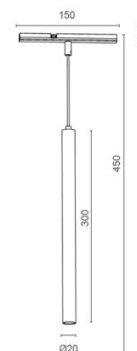
6 407 01 27 2700K 220lm



### 48V-mini pendant tube 1 - black



Zwart gelakt alu (struct. lak) / Alu laqué en noir (peint. tex.) / Black painted alu (tex. paint)




6 408 01 27 2700K 320lm



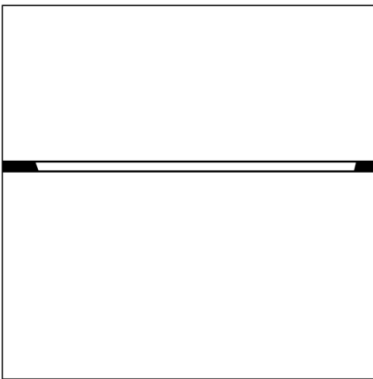
## 48V-mini pendant cone 7w - black



Zwart gelakt alu (struct. lak) / Alu laqué en noir (peint. tex.) / Black painted alu (tex. paint)



6 409 01 27 2700K 620lm




## 48V-mini linear 1 - 6w



Zwart gelakt alu (struct. lak) / Alu laqué en noir (peint. tex.) / Black painted alu (tex. paint)



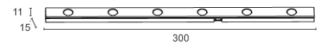
6 410 01 27 2700K 320lm



## 48V-mini linear 2 - 6w



Zwart gelakt alu (struct. lak) + PC / Alu laqué en noir (peint. tex.) + PC / Black painted alu (tex. paint) + PC



6 411 01 27 2700K 650lm



## Projectoren

Projecteurs

Projectors



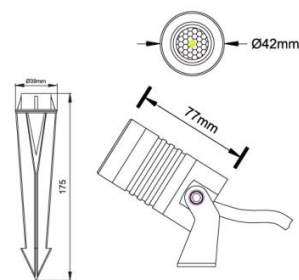


### Proji 8 - 5w

230Vac	1 Led	5w	CE		
--------	-------	----	----	--	--

Materiaal / Materiel / Material  
 Zwart gelakt alu / Alu laqué en noir / Black painted alu

1,5m H07RN-F kabel / 1,5m câble H07RN-F / 1,5m H07RN-F cable



6 008 01 ww 3000K 350lm

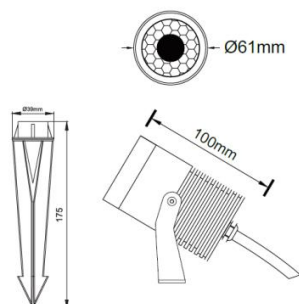


### Proji 8 - 15w

230Vac	1 Led	15w	CE		
--------	-------	-----	----	--	--

Materiaal / Materiel / Material  
 Zwart gelakt alu / Alu laqué en noir / Black painted alu

1,5m H07RN-F kabel / 1,5m câble H07RN-F / 1,5m H07RN-F cable



6 008 02 ww 3000K 1250lm

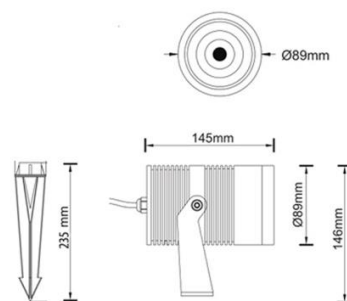


### Proji 8 - 25w

230Vac	1 Led	25w	CE		
--------	-------	-----	----	--	--

Materiaal / Materiel / Material  
 Zwart gelakt alu / Alu laqué en noir / Black painted alu

1,5m H07RN-F kabel / 1,5m câble H07RN-F / 1,5m H07RN-F cable



6 008 03 ww 3000K 2120lm



## Proj 8 - extension

Geschikt voor Proj 8 - 5w en Proj 8 - 15w

Convient pour Proj 8 - 5w et Proj 8 - 15w

Suitable for Proj 8 - 5w and Proj 8 - 15w


*Materiaal / Materiel / Material*

Zwart gelakt alu / Alu laqué en noir / Black painted alu

Er kunnen verschillende stangen in elkaar geschroefd worden.

Différentes tiges peuvent être vissées ensemble.

Different rods can be screwed together.



6 008 01 s



## Proj 8 - pole

Geschikt voor Proj 8 - 5w en Proj 8 - 15w (niet inbegrepen)

Convient pour Proj 8 - 5w et Proj 8 - 15w (non inclus)

Suitable for Proj 8 - 5w and Proj 8 - 15w (not included)

*Materiaal / Materiel / Material*

Zwart gelakt alu / Alu laqué en noir / Black painted alu

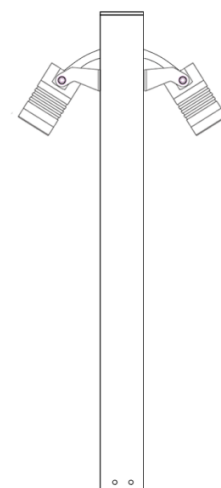
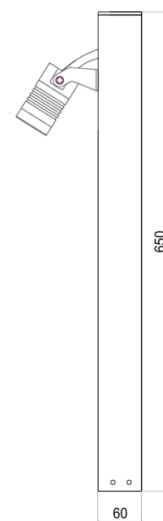
Maatwerk mogelijk op aanvraag.

Personnalisation possible sur demande.

Customization possible on request.

6 008 01 p1

6 008 01 p2



6 008 01 p1  
6 008 01 p2

# Projislim



- Slank design
- IP 66
- Volledige aluminium behuizing
- Philips SMD leds
- Structuurlak
- Grotere vermogens op aanvraag.
- Lichtkleur kan ingesteld worden op 3000, 4000 of 6000K.

- Slim design
- IP 66
- Full aluminium housing
- SMD leds Philips
- Texture paint
- Higher power fixtures available on request.
- Light color can be set to 3000, 4000 or 6000K.

- Design élégant
- IP 66
- Entièrement en aluminium
- Philips Leds SMD
- Peinture de texture
- Fixtures avec plus de puissance sûr demande.
- La couleur de la lumière peut être réglée sur 3000, 4000 ou 6000K.



## Projislim 1 - 30w

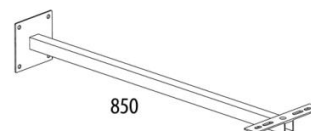


*Materiaal / Matériel / Material*  
Zwart gelakt alu / Alu laqué en noir / Black painted alu

*Afmetingen / Dimensions / Dimensions*  
248X169X51mm

6 003 03 ad 3000/4000K/6000K 3200/3400/3600lm  
6 001 02 s Stang/Tige/Rod

*Accessoire / Accessoire / Accessory*  
Verlengstang zwart 850 mm / Tige d'extension noir 850mm /  
Extension rod black 850mm



## Projislim 1 - 50w

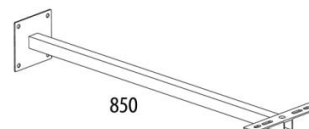


*Materiaal / Matériel / Material*  
Zwart gelakt alu / Alu laqué en noir / Black painted alu

*Afmetingen / Dimensions / Dimensions*  
288X228X52mm

6 003 04 ad 3000/4000K/6000K 5200/5400/5600lm  
6 001 02 s Stang/Tige/Rod

*Accessoire / Accessoire / Accessory*  
Verlengstang zwart 850 mm / Tige d'extension noir 850mm /  
Extension rod black 850mm





## Grond- en omgevingsverlichting

Encastrés de sol et éclairage ambiant

Floor and ambient lighting





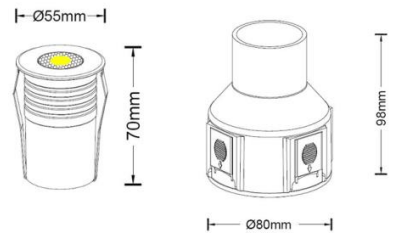
### Flori 5

24Vdc	1 Led	3w	CE		IP67	40°	BOX incl.	
-------	-------	----	----	--	------	-----	-----------	--

Materiaal / Materiel / Material  
Roestvrij staal 316L / Acier inoxydable 316L / Stainless steel 316L

Afmetingen / Dimensions  
ø55x70mm

7 005 01 ww 3000K 150lm



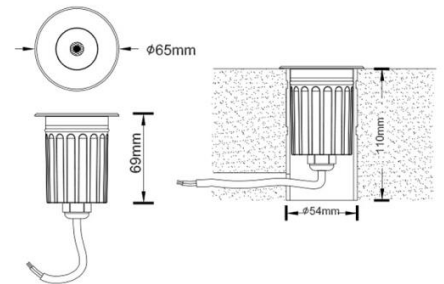
### Flori 6

24Vdc 230Vac	1 Led	6w	CE		IP67	38°	BOX incl.	
-----------------	-------	----	----	--	------	-----	-----------	--

Materiaal / Materiel / Material  
Roestvrij staal 316L / Acier inoxydable 316L / Stainless steel 316L

Afmetingen / Dimensions  
ø65x80mm

7 006 01 ww 3000K 310lm 24Vdc  
7 006 02 ww 3000K 310lm 230Vac

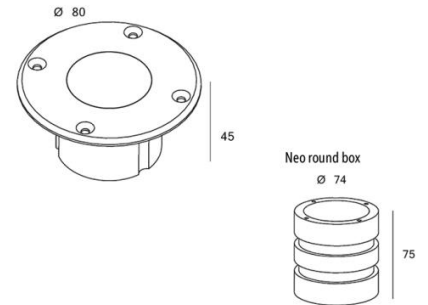


### Neo round

24Vdc	1/3 Led	2w 4w	CE		IP67	
-------	---------	----------	----	--	------	--

Materiaal / Materiel / Material  
Roestvrij staal 316L / Acier inoxydable 316L / Stainless steel 316L  
Mat glas / Verre sablé / Frosted glass

0004 02 nw 4000K 2w 170lm  
0004 02 ww 2700K 2w 150lm  
0004 02 xw 3000K 2w 160lm  
0004 04 nw 4000K 4w 360lm  
0004 04 xw 3000K 4w 320lm  
0004 05 Neo round box

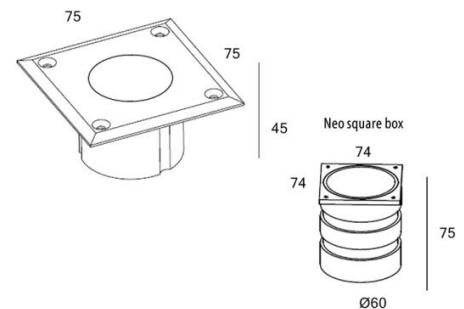


### Neo square

24Vdc	1/3 Led	2w 4w	CE		IP67	
-------	---------	----------	----	--	------	--

Materiaal / Materiel / Material  
Roestvrij staal 316L / Acier inoxydable 316L / Stainless steel 316L  
Mat glas / Verre sablé / Frosted glass

0005 02 nw 4000K 2w 170lm  
0005 02 ww 2700K 2w 150lm  
0005 02 xw 3000K 2w 160lm  
0005 04 nw 4000K 4w 360lm  
0005 04 xw 3000K 4w 320lm  
0005 05 Neo square box



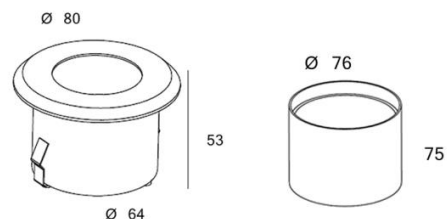


### Neo round power

24Vdc	3 Led	7w	CE		
-------	-------	----	----	--	--

Materiaal / Materiel / Material  
Roestvrij staal 316L / Acier inoxydable 316L / Stainless steel 316L

0039 01 nw	4000K	514lm	20°
0039 01 ww	2700K	475lm	20°
0039 01 xw	3000K	495lm	20°
0039 02 nw	4000K	514lm	40°
0039 02 ww	2700K	475lm	40°
0039 02 xw	3000K	495lm	40°
0039 03 nw	4000K	514lm	GM*
0039 03 ww	2700K	475lm	GM*
0039 03 xw	3000K	495lm	GM*
0039 07	Neo round power box		



\*GM: Mat glas / Verre sablé / Frosted glass

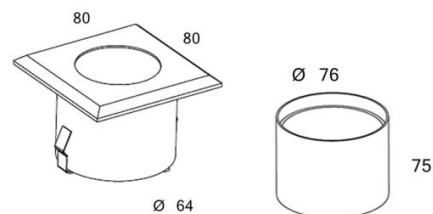


### Neo square power

24Vdc	3 Led	7w	CE		
-------	-------	----	----	--	--

Materiaal / Materiel / Material  
Roestvrij staal 316L / Acier inoxydable 316L / Stainless steel 316L

0040 01 nw	4000K	514lm	20°
0040 01 ww	2700K	475lm	20°
0040 01 xw	3000K	495lm	20°
0040 02 nw	4000K	514lm	40°
0040 02 ww	2700K	475lm	40°
0040 02 xw	3000K	495lm	40°
0040 03 nw	4000K	514lm	GM*
0040 03 ww	2700K	475lm	GM*
0040 03 xw	3000K	495lm	GM*
0040 07	Neo square power box		



\*GM: Mat glas / Verre sablé / Frosted glass

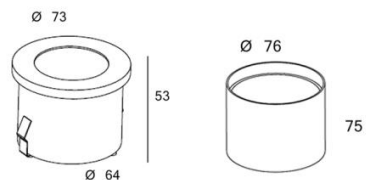


### Tipo

24Vdc	3 Led	7w	CE		
-------	-------	----	----	--	--

Materiaal / Materiel / Material  
Grijs gelakt alu / Alu laqué en gris / Grey painted alu  
Andere kleuren op aanvraag / Autres couleurs sûr demande / Other colors on request.

0044 01 nw	4000K	514lm	20°
0044 01 ww	2700K	475lm	20°
0044 01 xw	3000K	495lm	20°
0044 02 nw	4000K	514lm	40°
0044 02 ww	2700K	475lm	40°
0044 02 xw	3000K	495lm	40°
0044 03 nw	4000K	514lm	GM*
0044 03 ww	2700K	475lm	GM*
0044 03 xw	3000K	495lm	GM*
0044 07	Tipo box		



\*GM: Mat glas / Verre sablé / Frosted glass

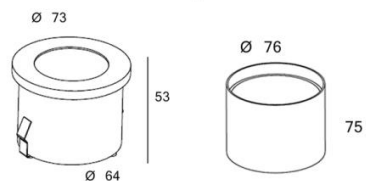


### Tipo - black

24Vdc	3 Led	7w	CE		
-------	-------	----	----	--	--

Materiaal / Materiel / Material  
Zwart alu / Alu noir / Black alu  
Andere kleuren op aanvraag / Autres couleurs sûr demande / Other colors on request.

0044 08 27	2700K	475lm	20°
0044 08 30	3000K	495lm	20°
0044 08 40	4000K	514lm	20°
0044 09 27	2700K	475lm	40°
0044 09 30	3000K	495lm	40°
0044 09 40	4000K	514lm	40°
0044 10 27	2700K	475lm	GM*
0044 10 30	3000K	495lm	GM*
0044 10 40	4000K	514lm	GM*
0044 11	Tipo box black		



\*GM: Mat glas / Verre sablé / Frosted glass



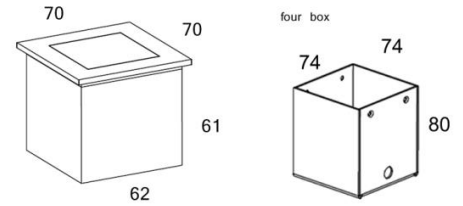
### Four - 24Vdc

24Vdc	4 Led	5,6w	CE		
-------	-------	------	----	--	--


0029 04 nw	3500K	520lm	20°
0029 04 ww	2700K	460lm	20°
0029 04 xw	3000K	480lm	20°
0029 05 nw	3500K	520lm	40°
0029 05 ww	2700K	460lm	40°
0029 05 xw	3000K	480lm	40°
0029 06 nw	3500K	520lm	GM*
0029 06 ww	2700K	460lm	GM*
0029 06 xw	3000K	480lm	GM*
0029 07	Four box		

Materiaal / Materiel / Material

Grijs gelakt alu / Alu laqué en gris / Grey painted alu  
Andere kleuren op aanvraag / Autres couleurs sûr demande / Other colors on request.



\*GM: Mat glas / Verre sablé / Frosted glass



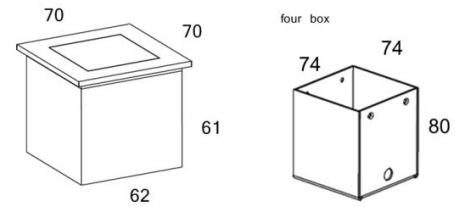
### Four - 230Vac

230Vac	4 Led	5,6w	CE		
--------	-------	------	----	--	--

0029 04 nw t	3500K	520lm	20°
0029 04 ww t	2700K	460lm	20°
0029 04 xw t	3000K	480lm	20°
0029 05 nw t	3500K	520lm	40°
0029 05 ww t	2700K	460lm	40°
0029 05 xw t	3000K	480lm	40°
0029 06 nw t	3500K	520lm	GM*
0029 06 ww t	2700K	460lm	GM*
0029 06 xw t	3000K	480lm	GM*
0029 07	Four box		

Materiaal / Materiel / Material

Grijs gelakt alu / Alu laqué en gris / Grey painted alu  
Andere kleuren op aanvraag / Autres couleurs sûr demande / Other colors on request.



\*GM: Mat glas / Verre sablé / Frosted glass



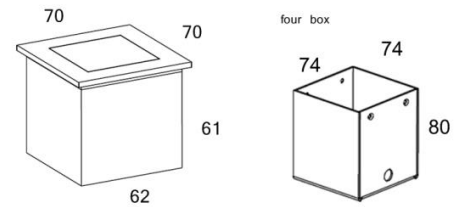
### Four - black - 24Vdc

24Vdc	4 Led	5,6w	CE		
-------	-------	------	----	--	--

0029 08 27	2700K	460lm	20°
0029 08 30	3000K	480lm	20°
0029 08 35	3500K	520lm	20°
0029 09 27	2700K	460lm	40°
0029 09 30	3000K	480lm	40°
0029 09 35	3500K	520lm	40°
0029 10 27	2700K	460lm	GM*
0029 10 30	3000K	480lm	GM*
0029 10 35	3500K	520lm	GM*
0029 11	Four box black		

Materiaal / Materiel / Material

Zwart gelakt alu / Alu laqué en noir / Black painted alu  
Andere kleuren op aanvraag / Autres couleurs sûr demande / Other colors on request.



\*GM: Mat glas / Verre sablé / Frosted glass



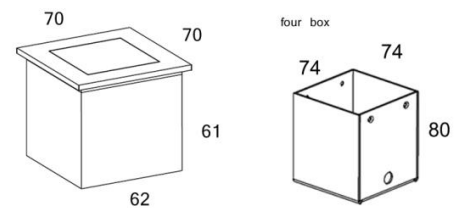
### Four - black - 230Vac

230Vac	4 Led	5,6w	CE		
--------	-------	------	----	--	--

0029 08 27 t	2700K	460lm	20°
0029 08 30 t	3000K	480lm	20°
0029 08 35 t	3500K	520lm	20°
0029 09 27 t	2700K	460lm	40°
0029 09 30 t	3000K	480lm	40°
0029 09 35 t	3500K	520lm	40°
0029 10 27 t	2700K	460lm	GM*
0029 10 30 t	3000K	480lm	GM*
0029 10 35 t	3500K	520lm	GM*
0029 11	Four box black		

Materiaal / Materiel / Material

Zwart gelakt alu / Alu laqué en noir / Black painted alu  
Andere kleuren op aanvraag / Autres couleurs sûr demande / Other colors on request.



\*GM: Mat glas / Verre sablé / Frosted glass

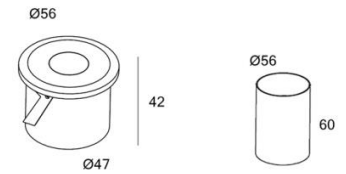


### Noa round anodised

24Vdc	1 Led	2w	CE		
-------	-------	----	----	--	--

0041 01 nw	4000K	170lm	20°
0041 01 ww	2700K	150lm	20°
0041 01 xw	3000K	160lm	20°
0041 02 nw	4000K	170lm	40°
0041 02 ww	2700K	150lm	40°
0041 02 xw	3000K	160lm	40°
0041 03 nw	4000K	170lm	GM*
0041 03 ww	2700K	150lm	GM*
0041 03 xw	3000K	160lm	GM*
0041 13	Noa round box		

*Materiaal / Materiel / Material*  
Geanodiseerd alu / Alu anodisé / Anodised alu  
Andere kleuren op aanvraag / Autres couleurs sur demande / Other colors on request.



\*GM: Mat glas / Verre sablé / Frosted glass

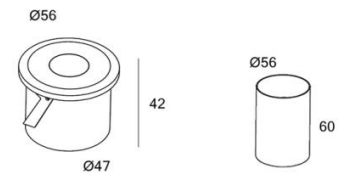


### Noa round stainless steel

24Vdc	1 Led	2w	CE		
-------	-------	----	----	--	--

0041 07 nw	4000K	170lm	20°
0041 07 ww	2700K	150lm	20°
0041 07 xw	3000K	160lm	20°
0041 08 nw	4000K	170lm	40°
0041 08 ww	2700K	150lm	40°
0041 08 xw	3000K	160lm	40°
0041 09 nw	4000K	170lm	GM*
0041 09 ww	2700K	150lm	GM*
0041 09 xw	3000K	160lm	GM*
0041 13	Noa round box		

*Materiaal / Materiel / Material*  
Roestvrij staal 316L / Acier inoxydable 316L / Stainless steel 316L



\*GM: Mat glas / Verre sablé / Frosted glass

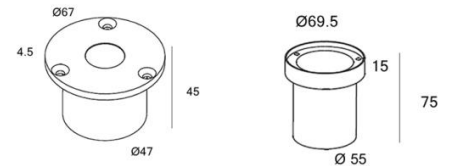


### Noa fix anodised

24Vdc	1 Led	2w	CE		
-------	-------	----	----	--	--

0042 01 nw	4000K	170lm	20°
0042 01 ww	2700K	150lm	20°
0042 01 xw	3000K	160lm	20°
0042 02 nw	4000K	170lm	40°
0042 02 ww	2700K	150lm	40°
0042 02 xw	3000K	160lm	40°
0042 03 nw	4000K	170lm	GM*
0042 03 ww	2700K	150lm	GM*
0042 03 xw	3000K	160lm	GM*
0042 13	Noa fix box		

*Materiaal / Materiel / Material*  
Geanodiseerd alu / Alu anodisé / Anodised alu  
Andere kleuren op aanvraag / Autres couleurs sur demande / other colors on request.



\*GM: Mat glas / Verre sablé / Frosted glass

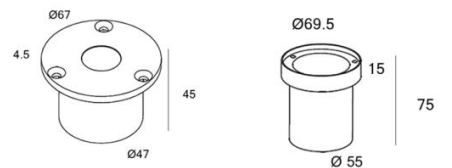


### Noa fix stainless steel


24Vdc	1 Led	2w	CE		
-------	-------	----	----	--	--

0042 07 nw	4000K	170lm	20°
0042 07 ww	2700K	150lm	20°
0042 07 xw	3000K	160lm	20°
0042 08 nw	4000K	170lm	40°
0042 08 ww	2700K	150lm	40°
0042 08 xw	3000K	160lm	40°
0042 09 nw	4000K	170lm	GM*
0042 09 ww	2700K	150lm	GM*
0042 09 xw	3000K	160lm	GM*
0042 13	Noa fix box		

*Materiaal / Materiel / Material*  
Roestvrij staal 316L / Acier inoxydable 316L / Stainless steel 316L



\*GM: Mat glas / Verre sablé / Frosted glass

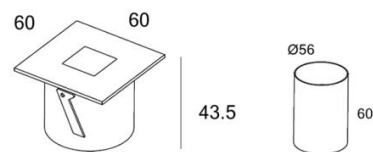


### Noa square anodised


24Vdc	1 Led	2w	CE		IP67	
-------	-------	----	----	--	------	--

0043 01 nw	4000K	170lm	20°
0043 01 ww	2700K	150lm	20°
0043 01 xw	3000K	160lm	20°
0043 02 nw	4000K	170lm	40°
0043 02 ww	2700K	150lm	40°
0043 02 xw	3000K	160lm	40°
0043 03 nw	4000K	170lm	GM*
0043 03 ww	2700K	150lm	GM*
0043 03 xw	3000K	160lm	GM*
0043 13	Noa square box		

*Materiaal / Materiel / Material*  
 Geanodiseerd alu / Alu anodisé / Anodised alu  
 Andere kleuren op aanvraag / Autres couleurs sur demande / Other colors on request.



\*GM: Mat glas / Verre sablé / Frosted glass

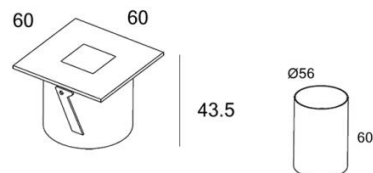


### Noa square stainless steel

24Vdc	1 Led	2w	CE		IP67	
-------	-------	----	----	--	------	--

0043 07 nw	4000K	170lm	20°
0043 07 ww	2700K	150lm	20°
0043 07 xw	3000K	160lm	20°
0043 08 nw	4000K	170lm	40°
0043 08 ww	2700K	150lm	40°
0043 08 xw	3000K	160lm	40°
0043 09 nw	4000K	170lm	GM*
0043 09 ww	2700K	150lm	GM*
0043 09 xw	3000K	160lm	GM*
0043 13	Noa square box		

*Materiaal / Materiel / Material*  
 Roestvrij staal 316L / Acier inoxydable 316L / Stainless steel 316L



\*GM: Mat glas / Verre sablé / Frosted glass

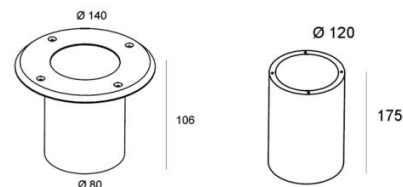


### Mito round - 24Vdc

24Vdc	1 Led	10w	CE		IP67	
-------	-------	-----	----	--	------	--

0075 01 nw	4000K	1100lm	20°
0075 01 ww	2700K	1020lm	20°
0075 01 xw	3000K	1050lm	20°
0075 02 nw	4000K	1100lm	40°
0075 02 ww	2700K	1020lm	40°
0075 02 xw	3000K	1050lm	40°
0075 03 nw	4000K	1100lm	GM*
0075 03 ww	2700K	1020lm	GM*
0075 03 xw	3000K	1050lm	GM*
0075 04	Mito round box		

*Materiaal / Materiel / Material*  
 Roestvrij staal 316L / Acier inoxydable 316L / Stainless steel 316L



\*GM: Mat glas / Verre sablé / Frosted glass

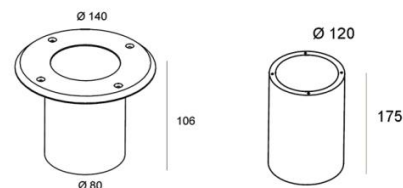


### Mito round - 230Vac

230Vac	1 Led	10w	CE		IP67	
--------	-------	-----	----	--	------	--

0075 01 nw t	4000K	1100lm	20°
0075 01 ww t	2700K	1020lm	20°
0075 01 xw t	3000K	1050lm	20°
0075 02 nw t	4000K	1100lm	40°
0075 02 ww t	2700K	1020lm	40°
0075 02 xw t	3000K	1050lm	40°
0075 03 nw t	4000K	1100lm	GM*
0075 03 ww t	2700K	1020lm	GM*
0075 03 xw t	3000K	1050lm	GM*
0075 04	Mito round box		

*Materiaal / Materiel / Material*  
 Roestvrij staal 316L / Acier inoxydable 316L / Stainless steel 316L



\*GM: Mat glas / Verre sablé / Frosted glass



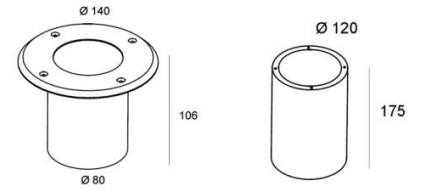
### Mito round - black - 24Vdc

24Vdc	1 Led	10w	CE		IP67	
-------	-------	-----	----	--	------	--

0075 05 27	2700K	1020lm	20°
0075 05 30	3000K	1050lm	20°
0075 05 40	4000K	1100lm	20°
0075 06 27	2700K	1020lm	40°
0075 06 30	3000K	1050lm	40°
0075 06 40	4000K	1100lm	40°
0075 07 27	2700K	1020lm	GM*
0075 07 30	3000K	1050lm	GM*
0075 07 40	4000K	1100lm	GM*
0075 04	Mito round box		

Materiaal / Materiel / Material

Zwart gelakt staal 316L / Acier inoxydable 316L laqué en noir / Black painted stainless steel 316L



\*GM: Mat glas / Verre sablé / Frosted glass



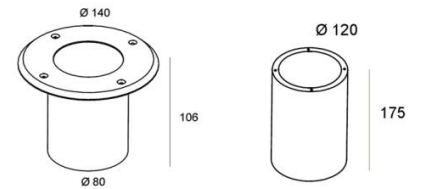
### Mito round - black - 230Vac

230Vac	1 Led	10w	CE		IP67	
--------	-------	-----	----	--	------	--

0075 05 27 t	2700K	1020lm	20°
0075 05 30 t	3000K	1050lm	20°
0075 05 40 t	4000K	1100lm	20°
0075 06 27 t	2700K	1020lm	40°
0075 06 30 t	3000K	1050lm	40°
0075 06 40 t	4000K	1100lm	40°
0075 07 27 t	2700K	1020lm	GM*
0075 07 30 t	3000K	1050lm	GM*
0075 07 40 t	4000K	1100lm	GM*
0075 04	Mito round box		

Materiaal / Materiel / Material

Zwart gelakt staal 316L / Acier inoxydable 316L laqué en noir / Black painted stainless steel 316L



\*GM: Mat glas / Verre sablé / Frosted glass



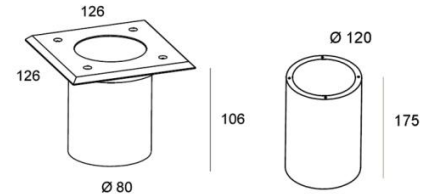
### Mito square - 24Vdc

24Vdc	1 Led	10w	CE		IP67	
-------	-------	-----	----	--	------	--

0076 01 nw	4000K	1020lm	20°
0076 01 ww	2700K	1050lm	20°
0076 01 xw	3000K	1100lm	20°
0076 02 nw	4000K	1020lm	40°
0076 02 ww	2700K	1050lm	40°
0076 02 xw	3000K	1100lm	40°
0076 03 nw	4000K	1020lm	GM*
0076 03 ww	2700K	1050lm	GM*
0076 03 xw	3000K	1100lm	GM*
0076 04	Mito square box		

Materiaal / Materiel / Material

Roestvrij staal 316L / Acier inoxydable 316L / Stainless steel 316L



\*GM: Mat glas / Verre sablé / Frosted glass



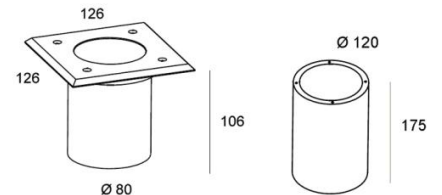
### Mito square - 230Vac

230Vac	1 Led	10w	CE		IP67	
--------	-------	-----	----	--	------	--

0076 01 nw t	4000K	1100lm	20°
0076 01 ww t	2700K	1020lm	20°
0076 01 xw t	3000K	1050lm	20°
0076 02 nw t	4000K	1100lm	40°
0076 02 ww t	2700K	1020lm	40°
0076 02 xw t	3000K	1050lm	40°
0076 03 nw t	4000K	1100lm	GM*
0076 03 ww t	2700K	1020lm	GM*
0076 03 xw t	3000K	1050lm	GM*
0076 04	Mito square box		

Materiaal / Materiel / Material

Roestvrij staal 316L / Acier inoxydable 316L / Stainless steel 316L



\*GM: Mat glas / Verre sablé / Frosted glass



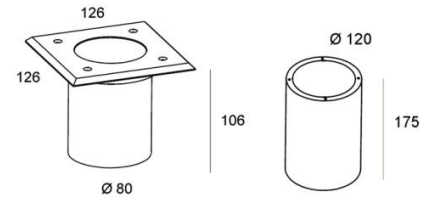
### Mito square - black - 24Vdc

24Vdc	1 Led	10w	CE		IP67		Ø100
-------	-------	-----	----	--	------	--	------

0076 05 27	2700K	1020lm	20°
0076 05 30	3000K	1050lm	20°
0076 05 40	4000K	1100lm	20°
0076 06 27	2700K	1020lm	40°
0076 06 30	3000K	1050lm	40°
0076 06 40	4000K	1100lm	40°
0076 07 27	2700K	1020lm	GM*
0076 07 30	3000K	1050lm	GM*
0076 07 40	4000K	1100lm	GM*
0076 08	Mito square box		

Materiaal / Materiel / Material

Zwart gelakt staal 316L / Acier inoxydable 316L laqué en noir / Black painted stainless steel 316L



\*GM: Mat glas / Verre sablé / Frosted glass



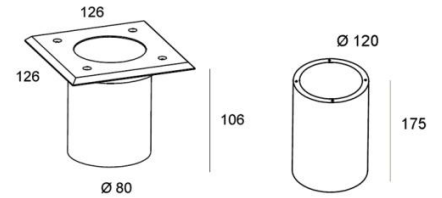
### Mito square - black - 230Vac

230Vac	1 Led	10w	CE		IP67		Ø100
--------	-------	-----	----	--	------	--	------

0076 05 27 t	2700K	1020lm	20°
0076 05 30 t	3000K	1050lm	20°
0076 05 40 t	4000K	1100lm	20°
0076 06 27 t	2700K	1020lm	40°
0076 06 30 t	3000K	1050lm	40°
0076 06 40 t	4000K	1100lm	40°
0076 07 27 t	2700K	1020lm	GM*
0076 07 30 t	3000K	1050lm	GM*
0076 07 40 t	4000K	1100lm	GM*
0076 08	Mito square box		

Materiaal / Materiel / Material

Zwart gelakt staal 316L / Acier inoxydable 316L laqué en noir / Black painted stainless steel 316L



\*GM: Mat glas / Verre sablé / Frosted glass



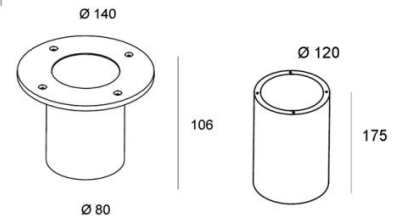
### Mito round recessed - 24Vdc

24Vdc	1 Led	10w	CE		IP67		Ø100
-------	-------	-----	----	--	------	--	------

0077 01 nw	4000K	900lm	20°
0077 01 ww	2700K	800lm	20°
0077 01 xw	3000K	830lm	20°
0077 02 nw	4000K	900lm	40°
0077 02 ww	2700K	800lm	40°
0077 02 xw	3000K	830lm	40°
0077 03 nw	4000K	900lm	GM*
0077 03 ww	2700K	800lm	GM*
0077 03 xw	3000K	830lm	GM*
0077 04	Mito round recessed box		

Materiaal / Materiel / Material

Roestvrij staal 316L / Acier inoxydable 316L / Stainless steel 316L



\*GM: Mat glas / Verre sablé / Frosted glass



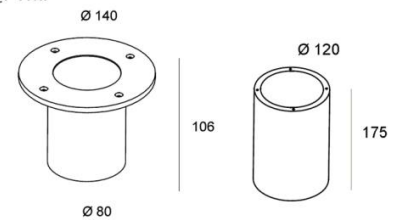
### Mito round recessed - 230Vac

230Vac	1 Led	10w	CE		IP67		Ø100
--------	-------	-----	----	--	------	--	------

0077 01 nw t	4000K	1100lm	20°
0077 01 ww t	2700K	1020lm	20°
0077 01 xw t	3000K	1050lm	20°
0077 02 nw t	4000K	1100lm	40°
0077 02 ww t	2700K	1020lm	40°
0077 02 xw t	3000K	1050lm	40°
0077 03 nw t	4000K	1100lm	GM*
0077 03 ww t	2700K	1020lm	GM*
0077 03 xw t	3000K	1050lm	GM*
0077 04	Mito round recessed box		

Materiaal / Materiel / Material

Roestvrij staal 316L / Acier inoxydable 316L / Stainless steel 316L



\*GM: Mat glas / Verre sablé / Frosted glass

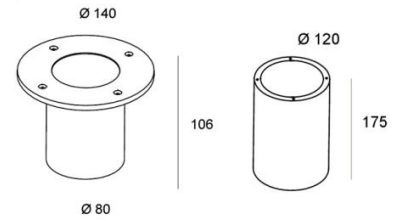


### Mito round recessed - black - 24Vdc

24Vdc	1 Led	10w	CE		IP67	
-------	-------	-----	----	--	------	--

0077 05 27	2700K	1020lm	20°
0077 05 30	3000K	1050lm	20°
0077 05 40	4000K	1100lm	20°
0077 06 27	2700K	1020lm	40°
0077 06 30	3000K	1050lm	40°
0077 06 40	4000K	1100lm	40°
0077 07 27	2700K	1020lm	GM*
0077 07 30	3000K	1050lm	GM*
0077 07 40	4000K	1100lm	GM*
0077 04	Mito round recessed box		

Materiaal / Materiel / Material  
Zwart gelakt staal 316L / Acier inoxydable 316L laqué en noir / Black painted stainless steel 316L



\*GM: Mat glas / Verre sablé / Frosted glass

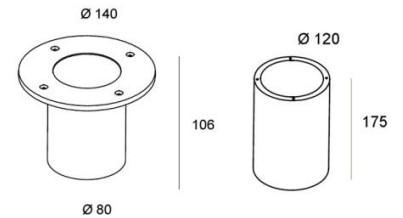


### Mito round recessed - black - 230Vac

230Vac	1 Led	10w	CE		IP67	
--------	-------	-----	----	--	------	--

0077 05 27 t	2700K	1020lm	20°
0077 05 30 t	3000K	1050lm	20°
0077 05 40 t	4000K	1100lm	20°
0077 06 27 t	2700K	1020lm	40°
0077 06 30 t	3000K	1050lm	40°
0077 06 40 t	4000K	1100lm	40°
0077 07 27 t	2700K	1020lm	GM*
0077 07 30 t	3000K	1050lm	GM*
0077 07 40 t	4000K	1100lm	GM*
0077 04	Mito round recessed box		

Materiaal / Materiel / Material  
Zwart gelakt staal 316L / Acier inoxydable 316L laqué en noir / Black painted stainless steel 316L



\*GM: Mat glas / Verre sablé / Frosted glass

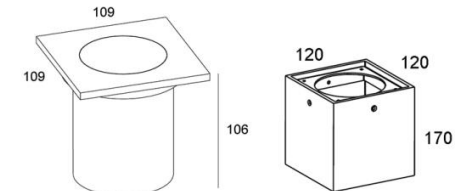


### Mito square recessed - 24Vdc

24Vdc	1 Led	10w	CE		IP67	
-------	-------	-----	----	--	------	--

0078 01 nw	4000K	1100lm	20°
0078 01 ww	2700K	1020lm	20°
0078 01 xw	3000K	1050lm	20°
0078 02 nw	4000K	1100lm	40°
0078 02 ww	2700K	1020lm	40°
0078 02 xw	3000K	1050lm	40°
0078 03 nw	4000K	1100lm	GM*
0078 03 ww	2700K	1020lm	GM*
0078 03 xw	3000K	1050lm	GM*
0078 04	Mito square recessed box		

Materiaal / Materiel / Material  
Geanodiseerd alu / Alu anodisé / Anodised alu  
Andere kleuren op aanvraag / Autres couleurs sur demande / Other colors on request.



\*GM: Mat glas / Verre sablé / Frosted glass

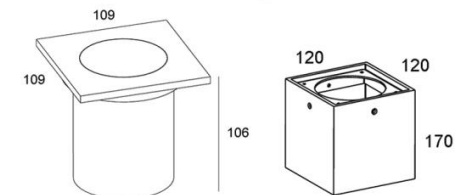


### Mito square recessed - 230Vac

230Vac	1 Led	10w	CE		IP67	
--------	-------	-----	----	--	------	--

0078 01 nw t	4000K	1100lm	20°
0078 01 ww t	2700K	1020lm	20°
0078 01 xw t	3000K	1050lm	20°
0078 02 nw t	4000K	1100lm	40°
0078 02 ww t	2700K	1020lm	40°
0078 02 xw t	3000K	1050lm	40°
0078 03 nw t	4000K	1100lm	GM*
0078 03 ww t	2700K	1020lm	GM*
0078 03 xw t	3000K	1050lm	GM*
0078 04	Mito square recessed box		

Materiaal / Materiel / Material  
Geanodiseerd alu / Alu anodisé / Anodised alu  
Andere kleuren op aanvraag / Autres couleurs sur demande / Other colors on request.



\*GM: Mat glas / Verre sablé / Frosted glass



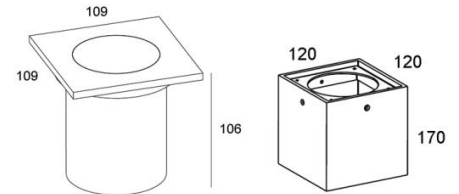
### Mito square recessed - black - 24Vdc

24Vdc	1 Led	10w	CE		IP67		Ø100
-------	-------	-----	----	--	------	--	------

0078 05 27	2700K	1020lm	20°
0078 05 30	3000K	1050lm	20°
0078 05 40	4000K	1100lm	20°
0078 06 27	2700K	1020lm	40°
0078 06 30	3000K	1050lm	40°
0078 06 40	4000K	1100lm	40°
0078 07 27	2700K	1020lm	GM*
0078 07 30	3000K	1050lm	GM*
0078 07 40	4000K	1100lm	GM*
0078 08	Mito square recessed black box		

Materiaal / Materiel / Material

Zwart gelakt alu / Alu laqué en noir / Black painted alu  
Andere kleuren op aanvraag / Autres couleurs sûr demande / Other colors on request.



\*GM: Mat glas / Verre sablé / Frosted glass



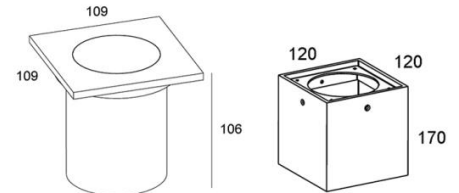
### Mito square recessed - black - 230Vac

230Vac	1 Led	10w	CE		IP67		Ø100
--------	-------	-----	----	--	------	--	------

0078 05 27 t	2700K	1020lm	20°
0078 05 30 t	3000K	1050lm	20°
0078 05 40 t	4000K	1100lm	20°
0078 06 27 t	2700K	1020lm	40°
0078 06 30 t	3000K	1050lm	40°
0078 06 40 t	4000K	1100lm	40°
0078 07 27 t	2700K	1020lm	GM*
0078 07 30 t	3000K	1050lm	GM*
0078 07 40 t	4000K	1100lm	GM*
0078 08	Mito square recessed black box		

Materiaal / Materiel / Material

Zwart gelakt alu / Alu laqué en noir / Black painted alu  
Andere kleuren op aanvraag / Autres couleurs sûr demande / Other colors on request.



\*GM: Mat glas / Verre sablé / Frosted glass



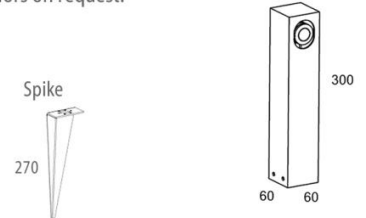
### Hid\_one

24Vdc 230Vac	1 Led	2,6w	CE		IP53		60°
-----------------	-------	------	----	--	------	--	-----

0037 01 nw	4000K	170lm	24Vdc
0037 01 nw t	4000K	170lm	230Vac
0037 01 w	6000K	190lm	24Vdc
0037 01 w t	6000K	190lm	230Vac
0037 01 ww	2700K	158lm	24Vdc
0037 01 ww t	2700K	158lm	230Vac
0037 01 xw	3000K	165lm	24Vdc
0037 01 xw t	3000K	165lm	230Vac
0037 03	Hid spike		

Materiaal / Materiel / Material

Zwart gelakt alu (struct. lak) / Alu laqué en noir (peint. text.) / Black painted alu (text. paint). Andere kleuren op aanvraag / Autres couleurs sûr demande / Other colors on request.



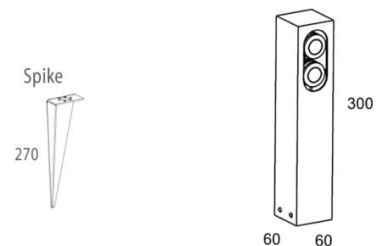
### Hid\_duo

24Vdc 230Vac	2 Led	5,2w	CE		IP53		60°
-----------------	-------	------	----	--	------	--	-----

0038 01 nw	4000K	340lm	24Vdc
0038 01 nw t	4000K	340lm	230Vac
0038 01 w	6000K	380lm	24Vdc
0038 01 w t	6000K	380lm	230Vac
0038 01 ww	2700K	316lm	24Vdc
0038 01 ww t	2700K	316lm	230Vac
0038 01 xw	3000K	330lm	24Vdc
0038 01 xw t	3000K	330lm	230Vac
0037 03	Hid spike		

Materiaal / Materiel / Material

Zwart gelakt alu (struct. lak) / Alu laqué en noir (peint. text.) / Black painted alu (text. paint). Andere kleuren op aanvraag / Autres couleurs sûr demande / Other colors on request.





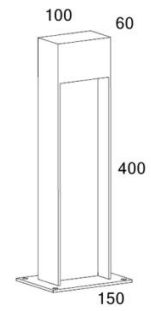
## Robu

24Vdc 230Vac	1 Led	10w	CE		IP53
-----------------	-------	-----	----	--	------

*Materiaal / Matériel / Material*

Zwart gelakt alu (struct. lak) / Alu laqué en noir (peint. text.)  
 / Black painted alu (text. paint). Andere kleuren op aanvraag  
 / Autres couleurs sûr demande / Other colors on request.

0081 01 nw	4000K	1100lm	24Vdc
0081 01 nw t	4000K	1100lm	230Vac
0081 01 ww	2700K	1050lm	24Vdc
0081 01 ww t	2700K	1050lm	230Vac
0081 01 xw	3000K	1030lm	24Vdc
0081 01 xw t	3000K	1030lm	230Vac





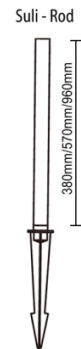
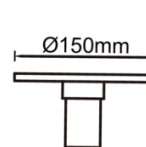
### Suli 1

230Vac	7w	CE	IP65
--------	----	----	------

*Materiaal / Materiel / Material*  
 Zwart gelakt alu (struct. lak) / Alu laqué en noir (peint. text.)  
 / Black painted alu (text. paint).

*Led module / Module led / Led engine*  
 7 007 00 30    3000K    520lm    230Vac    € 135,50

*Stang / Tige / Rod*  
 7 007 01    L:380mm  
 7 007 02    L:570mm  
 7 007 03    L:960mm



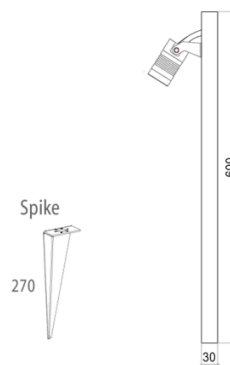
### Pole P8 - I

230Vac	1 Led	5w	CE	IP66
--------	-------	----	----	------

*Materiaal / Materiel / Material*  
 Zwart gelakt alu (struct. lak) / Alu laqué en noir (peint. text.)  
 / Black painted alu (text. paint).

Andere lengtes op aanvraag / Autres longueurs sûr demande /  
 Other lengths on request.

7 008 01 27    2700K    320lm  
 7 008 01 30    3000K    350lm  
 7 008 01 s    Spike



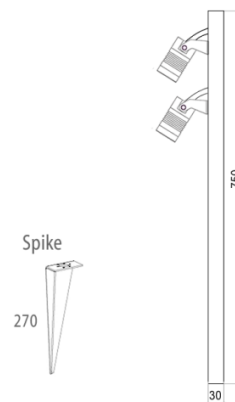
### Pole P8 - II

230Vac	2 Led	10w	CE	IP66
--------	-------	-----	----	------

*Materiaal / Materiel / Material*  
 Zwart gelakt alu (struct. lak) / Alu laqué en noir (peint. text.)  
 / Black painted alu (text. paint).

Andere lengtes op aanvraag / Autres longueurs sûr demande /  
 Other lengths on request.

7 008 02 27    2700K    640lm  
 7 008 02 30    3000K    700lm  
 7 008 01 s    Spike



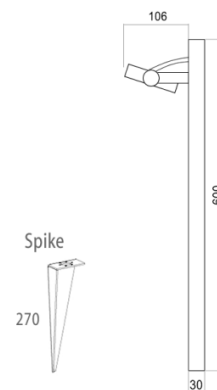
### Polly

230Vac	1 Led	6w	CE	IP66
--------	-------	----	----	------

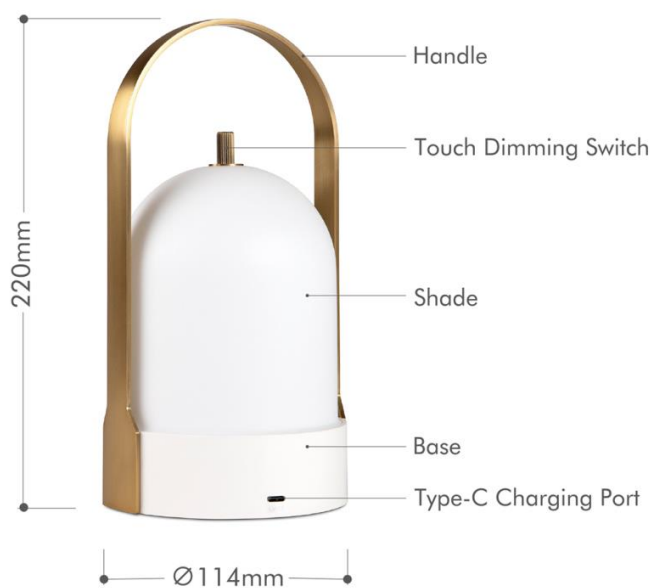
*Materiaal / Materiel / Material*  
 Zwart gelakt alu (struct. lak) / Alu laqué en noir (peint. text.)  
 / Black painted alu (text. paint).

Andere lengtes op aanvraag / Autres longueurs sûr demande /  
 Other lengths on request.

7 009 01 27    2700K    470lm    Triac DIM  
 7 009 01 30    3000K    520lm    Triac DIM  
 7 008 01 s    Spike







### Dawn - brass

5Vdc 2w CE IP53

*Materiaal / Materiel / Material*

PC + ABS + gelakt alu / ABS + PC + Alu laqué / ABS + PC + painted alu.

Touch DIM / Opladbaar met USB kabel - Werkt tot 7h op max. lichtintensiteit.  
 Touch DIM / Rechargeable avec câble USB - Fonctionne jusqu'à 7h à intensité lumineuse max.  
 Touch DIM / Rechargeable with USB cable - Up to 7h usable on max. light output.

7 100 00 30 3000K 220lm



### Dawn - brass & white

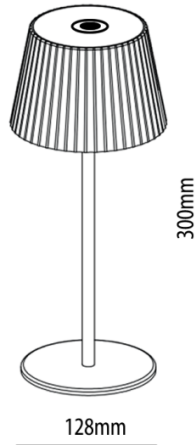
5Vdc 2w CE IP53

*Materiaal / Materiel / Material*

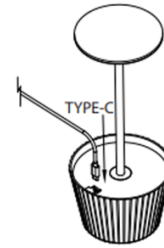
PC + ABS + gelakt alu / ABS + PC + Alu laqué / ABS + PC + painted alu.

Touch DIM / Opladbaar met USB kabel - Werkt tot 7h op max. lichtintensiteit.  
 Touch DIM / Rechargeable avec câble USB - Fonctionne jusqu'à 7h à intensité lumineuse max.  
 Touch DIM / Rechargeable with USB cable - Up to 7h usable on max. light output.

7 100 01 30 3000K 220lm



On/Off  
Touch Dimming  
CCT adjusting



### Tabby - black



*Materiaal / Matériel / Material*  
PC + gelakt alu / PC + Alu laqué / PC + painted alu.

Touch DIM / Oplaadbaar met USB kabel - Werkt tot 7h op max. lichtintensiteit.  
Touch DIM / Rechargeable avec câble USB - Fonctionne jusqu'à 7h à intensité lumineuse max.  
Touch DIM / Rechargeable with USB cable - Up to 7h usable on max. light output.

CCT instelbaar/ Réglable / Adjustable (2700K/4500K/6000K)

7 101 01 ad 2700K / 4500K / 6000K 280lm



### Tabby - white



*Materiaal / Matériel / Material*  
PC + gelakt alu / PC + Alu laqué / PC + painted alu.

Touch DIM / Oplaadbaar met USB kabel - Werkt tot 7h op max. lichtintensiteit.  
Touch DIM / Rechargeable avec câble USB - Fonctionne jusqu'à 7h à intensité lumineuse max.  
Touch DIM / Rechargeable with USB cable - Up to 7h usable on max. light output.

CCT instelbaar/ Réglable / Adjustable (2700K/4500K/6000K)

7 101 02 ad 2700K / 4500K / 6000K 280lm



## Voedingen en sturingen

Alimentations et contrôleurs

Power supplies and controllers



## Voedingen 12/24Vdc







Gebruik deze voedingen in combinatie met toestellen die op 12 of 24Vdc werken. Aansluiting in parallel.

## Alimentations 12/24Vdc

Utilisez ces alimentations en cas les luminaires fonctionnent en 12 ou 24Vdc. Connection en parallel.

## Power supplies 12/24Vdc

Use these power supplies for fixtures that work on 12 ou 24Vdc. Connection in parallel.

	Artikel Article Article	Vout	Vermogen Puissance Power dissipation	Afmetingen Dimensions Dimensions (lxbxh)	IP	Vin	Prijs Prix Price
	9001 01 9002 01	24Vdc 12Vdc	20w	118x35x26	IP67	100-240Vac	
	9008 01 9010 01	24Vdc 12Vdc	60w	162,5x42,5x32	IP67	100-240Vac	
	9011 01	24Vdc	100w	190x52x35	IP67	100-240Vac	
	9026 01	24Vdc	150w	191x63x37,5	IP67	100-240Vac	
	9014 01	24Vdc	40w - 1-10V DIM	163x43x32	IP67	100-240Vac	
	9015 01	24Vdc	90w - 1-10V DIM	161x61x36	IP67	100-240Vac	

Andere types en vermogens op aanvraag / Autres modèles et puissances sur demande / Other models and power on request.

## Voedingen 12/24Vdc

Gebruik deze voedingen in combinatie met toestellen die op 12 of 24Vdc werken. Aansluiting in parallel.

## Alimentations 12/24Vdc

Utilisez ces alimentations en cas les luminaires fonctionnent en 12 ou 24Vdc. Connection en parallel.

## Power supplies 12/24Vdc

Use these power supplies for fixtures that work on 12 ou 24Vdc. Connection in parallel.

	<i>Artikel Article Article</i>	<i>Vout</i>	<i>Vermogen Puissance Power dissipation</i>	<i>Afmetingen Dimensions Dimensions (lxbxh)</i>	<i>IP</i>	<i>Vin</i>	<i>Prijs Prix Price</i>
	9 016 01	24Vdc	120w - 1-10V DIM	220x68x39	IP67	100-240Vac	
	9 018 01	24Vdc	240w - 1-10V DIM	244x68x39	IP67	100-240Vac	
	9 008 02	24Vdc	60w - Dali DIM	150x53x35	IP67	90-305Vac	
	9 015 02	24Vdc	90w - Dali DIM	171x63x37,5	IP67	90-305Vac	
	9 035 01	24Vdc	120w - Dali DIM	191x63x37,50	IP67	90-305Vac	
	9 022 02	24Vdc	200w - Dali DIM	195x68x39,5	IP67	90-305Vac	

Andere types en vermogens op aanvraag / Autres modèles et puissances sur demande / Other models and power on request.

## Voedingen 12/24Vdc




Gebruik deze voedingen in combinatie met toestellen die op 12 of 24Vdc werken. Aansluiting in parallel.

## Alimentations 12/24Vdc

Utilisez ces alimentations en cas les luminaires fonctionnent en 12 ou 24Vdc. Connection en parallel.

## Power supplies 12/24Vdc

Use these power supplies for fixtures that work on 12 ou 24Vdc. Connection in parallel.

	<i>Artikel Article Article</i>	<i>Vout</i>	<i>Vermogen Puissance Power dissipation</i>	<i>Afmetingen Dimensions Dimensions (lxbxh)</i>	<i>IP</i>	<i>Vin</i>	<i>Prijs Prix Price</i>
	9019 01	24Vdc	40w - Triac DIM	137x82x31	IP20	100-240Vac	
	9020 01	24Vdc	75w - Triac DIM	213x54x33	IP20	100-240Vac	
	9021 01	24Vdc	150w - Triac DIM	270x77x45	IP20	100-240Vac	
	9022 01	24Vdc	200w - Triac DIM	310x60x45	IP20	100-240Vac	

Andere types en vermogens op aanvraag / Autres modèles et puissances sur demande / Other models and power on request.

## Voedingen 12/24Vdc

Gebruik deze voedingen in combinatie met toestellen die op 12 of 24Vdc werken. Aansluiting in parallel.

## Alimentations 12/24Vdc

Utilisez ces alimentations en cas les luminaires fonctionnent en 12 ou 24Vdc. Connection en parallel.

## Power supplies 12/24Vdc

Use these power supplies for fixtures that work on 12 or 24Vdc. Connection in parallel.

	Artikel Article Article	Vout	Vermogen Puissance Power dissipation	Afmetingen Dimensions Dimensions (wxhxd)	IP	Vin	Prijs Prix Price
	9 012 01	24Vdc	60w	52,5x90x54,5	IP20	100-240Vac	
	9 013 01	24Vdc	100w	70x93x56	IP20	100-240Vac	
	9 003 01 9 004 01	24Vdc 12Vdc	60w	40x90x100	IP20	100-240Vac	
	9 005 01 9 006 01	24Vdc 12Vdc	120w	40x125,2x113,5	IP20	100-240Vac	
	9 007 01	24Vdc	240w	63x125,2x113,5	IP20	100-240Vac	
	9 009 01	24Vdc	480w	85,5x125,2x128,5	IP20	100-240Vac	

Andere types en vermogens op aanvraag / Autres modèles et puissances sur demande / Other models and power on request.

## Voedingen 350mA






Gebruik deze voedingen in combinatie met toestellen die op 350mA werken. Aansluiting in serie.

## Alimentations 350mA

Utilisez ces alimentations en cas les luminaires fonctionnent en 350mA. Connection en serie.

## Power supplies 350mA

Use these power supplies for fixtures that work on 350mA. Connection in series.

	Artikel Article Article	Vermogen Puissance Power dissipation	Afmetingen Dimensions Dimensions (lxbxh)	IP	Vin	Vout	Prijs Prix Price
Niet dim. / Non dim. / Not dim.							
	9 201 02	350mA - Max. 2,45w	40x36x26	IP20	100-240Vac	350mA / 2-7 Vdc	
	9 202 02	350mA - Max. 6,3w	42x40x21	IP20	100-240Vac	350mA / 2-18 Vdc	
	9 203 01	350mA - Max. 18w	140x30x22	IP67	100-240Vac	350mA / 6-48 Vdc	
	9 210 01	350mA - Max. 16w	77x40x29	IP 20	100-240Vac	350mA / 12-48 Vdc	
	9 211 01	350mA - Max. 35w	84x57x29,5	IP20	100-240Vac	350mA / 28-100 Vdc	

## Voedingen 350-700mA

Gebruik deze voedingen in combinatie met toestellen die op 350mA werken. Aansluiting in serie.

## Alimentations 350-700mA

Utilisez ces alimentations en cas les luminaires fonctionnent en 350mA. Connection en serie.

## Power supplies 350-700mA

Use these power supplies for fixtures that work on 350mA. Connection in series.

	Artikel Article Article	Vermogen Puissance Power dissipation	Afmetingen Dimensions Dimensions (lxbxh)	IP	Vin	Vout	Prijs Prix Price
Triac dim. / Triac dim. / Triac dim.							
	9 208 01	350mA - Max. 16w	84x57x29,5	IP20	100-240Vac	350mA / 24-48 Vdc	
	9 212 01	350mA - Max. 25w	84x57x29,5	IP20	100-240Vac	350mA / 40-58 Vdc	
	9 213 01	350mA - Max. 40w	128x60x31,5	IP20	100-240Vac	350mA / 70-108 Vdc	

1-10V dim. / 1-10V dim. / 1-10V dim.

	9 214 01	250/350/400/450/500/550/600/700mA	240x59x40	IP 20	100-240Vac	10-140 Vdc	
--	----------	-----------------------------------	-----------	-------	------------	------------	--

Andere types en vermogens op aanvraag / Autres modèles et puissances sur demande / Other models and power on request.



### Motion sensor

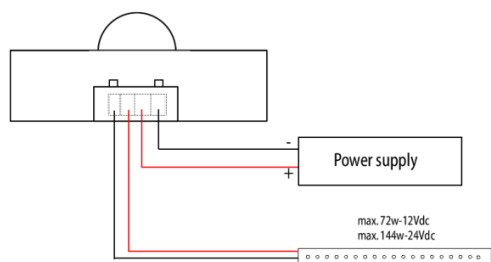
9 401 01

75x35x35

IP20

12Vdc  
24Vdc

Installatie / Installation:



Bereik : 8m  
Tijdsinstelling: 1-10min.  
Distance de détection: 8m  
Règlage de l'heure: 1-10min.

Detection distance: 8m  
Time adjustment: 1-10min.



### IR sensor door switch

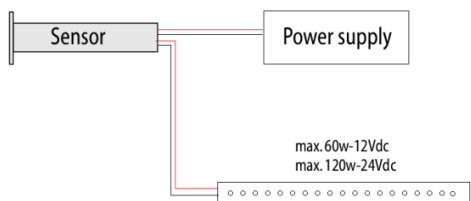
1 206 01  
1 206 03

Wit / Blanc / White  
Zwart / Noir / Black

IP20  
IP20

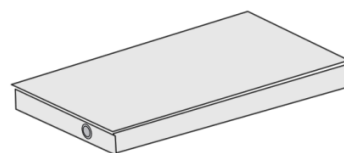
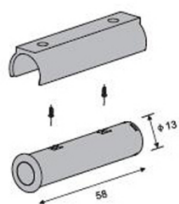
12/24Vdc  
12/24Vdc

Installatie / Installation:

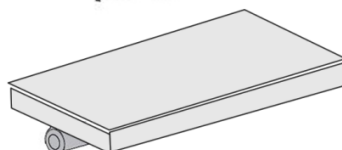



Surface mounted

Recessed



Wanneer de deur een paar cm opengaat, schakelt de sensor het licht aan.  
Quand la porte s'ouvre de quelques centimètres, le capteur IR allume la lumière.  
When the door opens a few cm, the sensor switches the light on.





### Wireless door switch

9 112 01      40x50x11,5      IP20      12Vdc  
24Vdc



### Wireless switch (on/off + dimming)

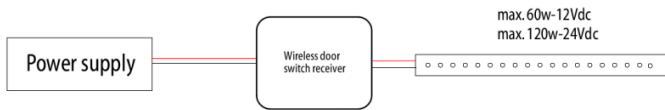
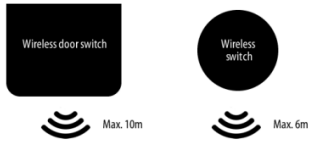
9 112 02      Ø30x6      IP20      12Vdc  
24Vdc



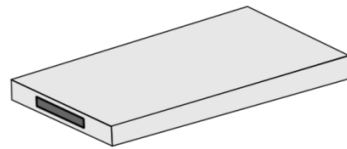
### Wireless switch receiver

9 112 10      48x26x15      IP20      12Vdc  
24Vdc

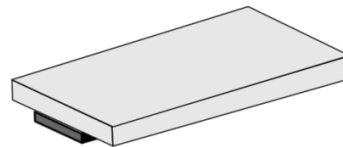
*Installatie / Installation:*



Recessed wireless door switch



Surface mounted wireless door switch



*Wanneer de deur een paar cm opengaat, schakelt de sensor het licht aan.  
Quand la porte s'ouvre de quelques centimètres, le capteur IR allume la lumière.  
When the door opens a few cm, the sensor switches the light on.*



## Dimmodule en slave 12/24Vdc

Gebruik deze dimmodule in combinatie met toestellen die op 12 of 24Vdc werken en in combinatie met een voeding 12 of 24Vdc.

## Modules dim et esclave 12/24Vdc

Utilisez ces modules en cas les luminaires fonctionnent en 12 ou 24Vdc en combinaison d'une alimentation 12 ou 24Vdc.

## Dim module and slave 12/24Vdc

Use these dim modules for fixtures that work on 12 ou 24Vdc and in combination with a 12 or 24Vdc power supply.

Artikel  
Article  
Article


Omschrijving  
Description  
Description

Afmetingen  
Dimensions  
Dimensions

IP

Vin

Prijs  
Prix  
Price



9 101 02

Dimmodule master

35x112x67

IP20

12Vdc  
24Vdc



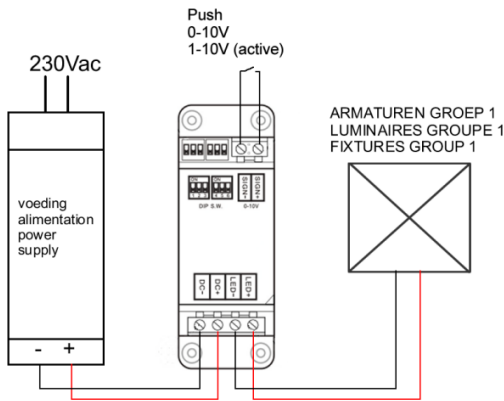
9 102 02

Dimmodule slave

35x112x67

IP20

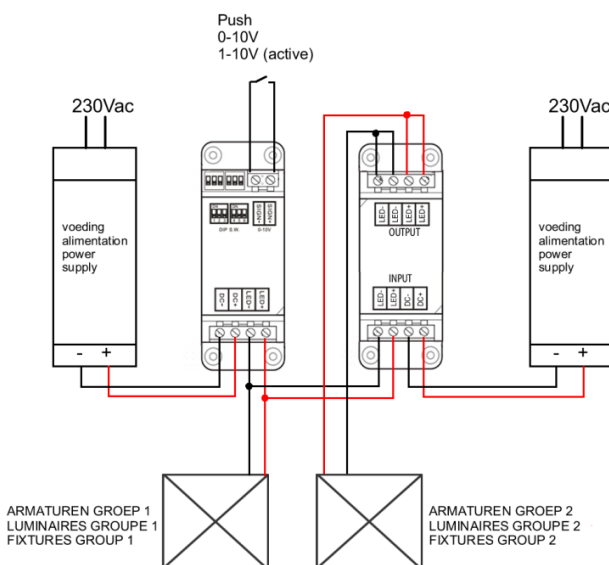
12Vdc  
24Vdc



Gebruik dit schema als de maximum wattage niet meer is dan:  
360 watt - 24Vdc  
180 watt - 12Vdc  
De dimmodule kan gebruikt worden met push, 0-10V en 1-10V (actief) dimming.  
Gebruik geen 1-10V potentiometers.

Utilisez ce schéma quand la puissance totale ne dépasse pas le :  
360 watt - 24Vdc  
180 watt - 12Vdc  
Le module dim peut être utilisé avec push, 0-10V and 1-10V (actif) dimming. N'utilisez pas de potentiomètre 1-10V.

Use this sheme if the maximum power dissipation is not more than:  
360 watt - 24Vdc  
180 watt - 12Vdc  
The module dim can be used with push, 0-10 and 1-10V (active) dimming. Do not use 1-10V potentiometers.




Gebruik dit schema als de maximum wattage meer is dan:  
360 watt - 24Vdc  
180 watt - 12Vdc  
Het max. vermogen van de slave is:  
240 watt - 24Vdc  
120 watt - 12Vdc  
Er mogen meerdere slaves in parallel geplaatst worden.

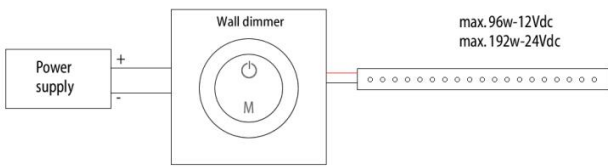
Utilisez ce schéma quand la puissance totale dépasse le :  
360 watt - 24Vdc  
180 watt - 12Vdc  
Par esclave on peut raccorder maximum:  
240 watt - 24Vdc  
120 watt - 12Vdc  
C'est possible pour raccorder plusieurs esclaves en parallel.

Use this sheme if the maximum power dissipation is more than:  
360 watt - 24Vdc  
180 watt - 12Vdc

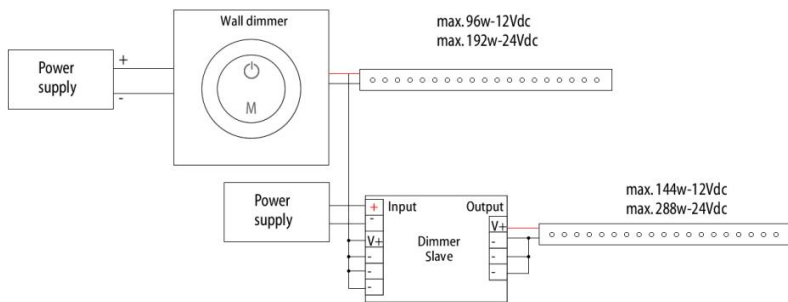
On one slave it is possible to connect max:  
240 watt - 24Vdc  
120 watt - 12Vdc  
It's possible to put different slaves in parallel.



	Artikel Article Article	Omschrijving Description Description	Afmetingen Dimensions Dimensions	IP	Vin	Prijs Prix Price
	9 110 01	Wall dimmer	86x86x37	IP20	12Vdc 24Vdc	
	9 110 02	Dimmer slave	72x60x35	IP20	12Vdc 24Vdc	

Gebruik dit schema als het totale vermogen max. 96w-12Vdc of 192w-24Vdc is.  
 Utilisez ce schéma si la puissance totale ne dépasse 96w-12Vdc ou 192w-24Vdc.  
 Use this sheme if the maximum power dissipation 96w-12Vdc or 192w-24Vdc is.

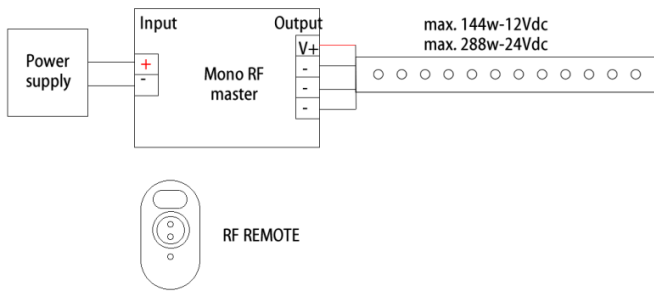


Gebruik dit schema als het totale vermogen meer is dan 96w-12Vdc of 192w-24Vdc.  
 Utilisez ce schéma si la puissance totale dépasse 96w-12Vdc ou 192w-24Vdc.  
 Use this sheme if the maximum power dissipation is more than 96w-12Vdc or 192w-24Vdc.

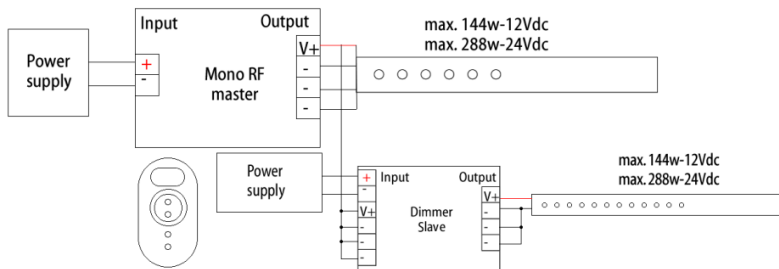




	Artikel Article Article	Omschrijving Description Description	Afmetingen Dimensions Dimensions	IP	Vin
	9 110 03	Mono RF master	83x79x33	IP20	12Vdc 24Vdc
	9 110 02	Dimmer slave	72x60x35	IP20	12Vdc 24Vdc

Gebruik dit schema als het totale vermogen max. 144w-12Vdc of 288w-24Vdc is.  
 Utilisez ce schéma si la puissance totale ne dépasse 144w-12Vdc ou 288w-24Vdc.  
 Use this sheme if the maximum power dissipation 144w-12Vdc or 288w-24Vdc is.

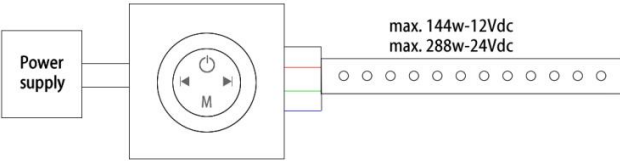


Gebruik dit schema als het totale vermogen meer is dan 144w-12Vdc of 288w-24Vdc.  
 Utilisez ce schéma si la puissance totale dépasse 144w-12Vdc ou 288w-24Vdc.  
 Use this sheme if the maximum power dissipation is more than 144w-12Vdc or 288w-24Vdc.

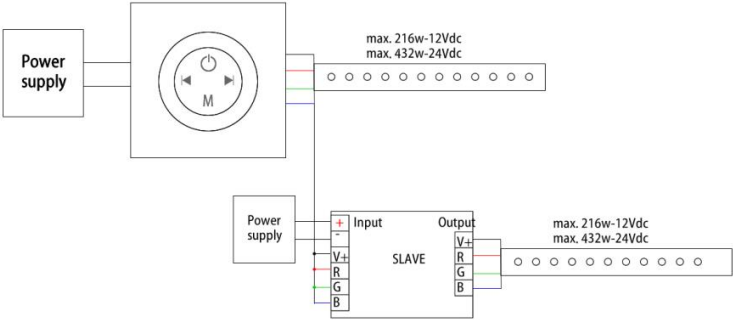




	Artikel Article Article	Omschrijving Description Description	Afmetingen Dimensions Dimensions	IP	Vin
	9 310 01	Wall color master	86x86x37	IP20	12Vdc 24Vdc
	9 306 02	Color slave	73x77x33	IP20	12Vdc 24Vdc

Gebruik dit schema als het totale vermogen max. 144w-12Vdc of 288w-24Vdc is.  
 Utilisez ce schéma si la puissance totale ne dépasse 144w-12Vdc ou 288w-24Vdc.  
 Use this scheme if the maximum power dissipation 144w-12Vdc or 288w-24Vdc is.

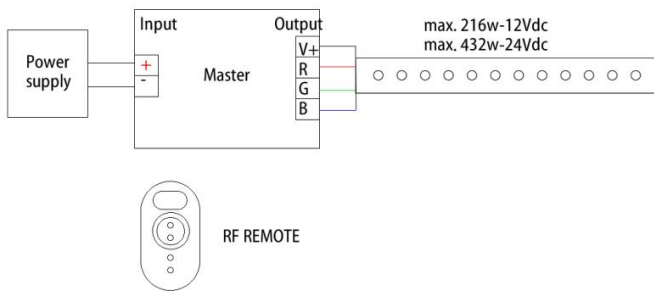


Gebruik dit schema als het totale vermogen meer is dan 144w-12Vdc of 288w-24Vdc.  
 Utilisez ce schéma si la puissance totale dépasse 144w-12Vdc ou 288w-24Vdc.  
 Use this scheme if the maximum power dissipation is more than 144w-12Vdc or 288w-24Vdc.

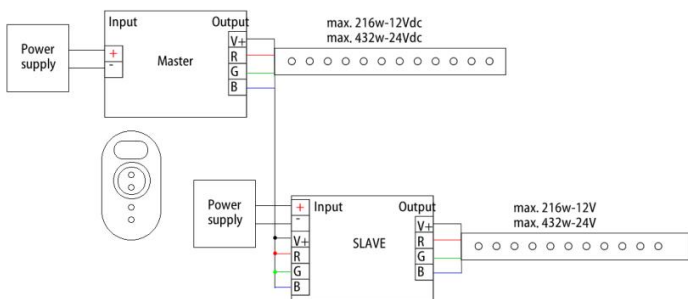


	Artikel Article Article	Omschrijving Description Description	Afmetingen Dimensions Dimensions	IP	Vin
	9 306 01	Color RF master	83x79x33	IP20	12Vdc 24Vdc
	9 306 02	Color slave	73x77x33	IP20	12Vdc 24Vdc

Gebruik dit schema als het totale vermogen max. 216w-12Vdc of 432w-24Vdc is.  
 Utilisez ce schéma si la puissance totale ne dépasse 216w-12Vdc ou 432w-24Vdc.  
 Use this scheme if the maximum power dissipation 216w-12Vdc or 432w-24Vdc is.



Gebruik dit schema als het totale vermogen meer is dan 216w-12Vdc of 432w-24Vdc.  
 Utilisez ce schéma si la puissance totale dépasse 216w-12Vdc ou 432w-24Vdc.  
 Use this scheme if the maximum power dissipation is more than 216w-12Vdc or 432w-24Vdc.



Artikel Article Article	Omschrijving Description Description	Afmetingen Dimensions Dimensions	IP	Vin
-------------------------------	--	--	----	-----



9 312 01

Wall RGBW master

86x86x37

IP20

12Vdc  
24Vdc



9 311 02

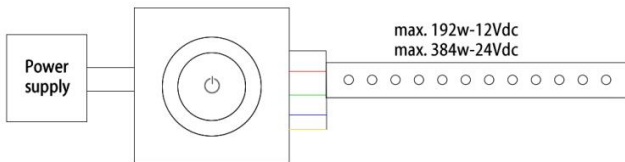
RGBW slave

73x77x33

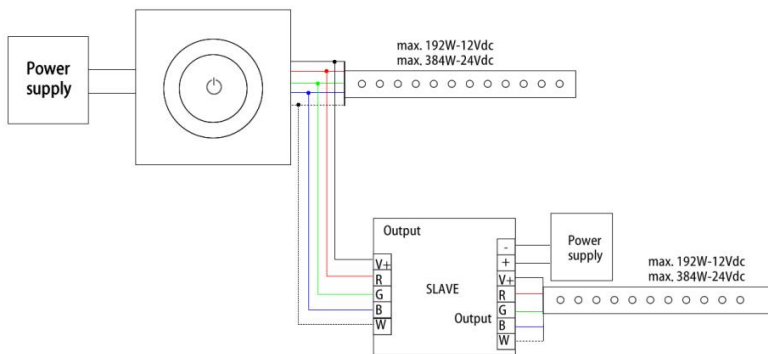
IP20

12Vdc  
24Vdc

Gebruik dit schema als het totale vermogen max. 192w-12Vdc of 384w-24Vdc is.  
Utilisez ce schéma si la puissance totale ne dépasse 192w-12Vdc ou 384w-24Vdc.  
Use this scheme if the maximum power dissipation 192w-12Vdc or 384w-24Vdc is.



Gebruik dit schema als het totale vermogen meer is dan 192w-12Vdc of 384w-24Vdc.  
Utilisez ce schéma si la puissance totale dépasse 192w-12Vdc ou 384w-24Vdc.  
Use this scheme if the maximum power dissipation is more than 192w-12Vdc or 384w-24Vdc.





Artikel  
Article  
Article

Omschrijving  
Description  
Description

Afmetingen  
Dimensions  
Dimensions

IP

Vin

9311 01

RGBW RF master

83x79x33

IP20

12Vdc  
24Vdc



9311 02

RGBW slave

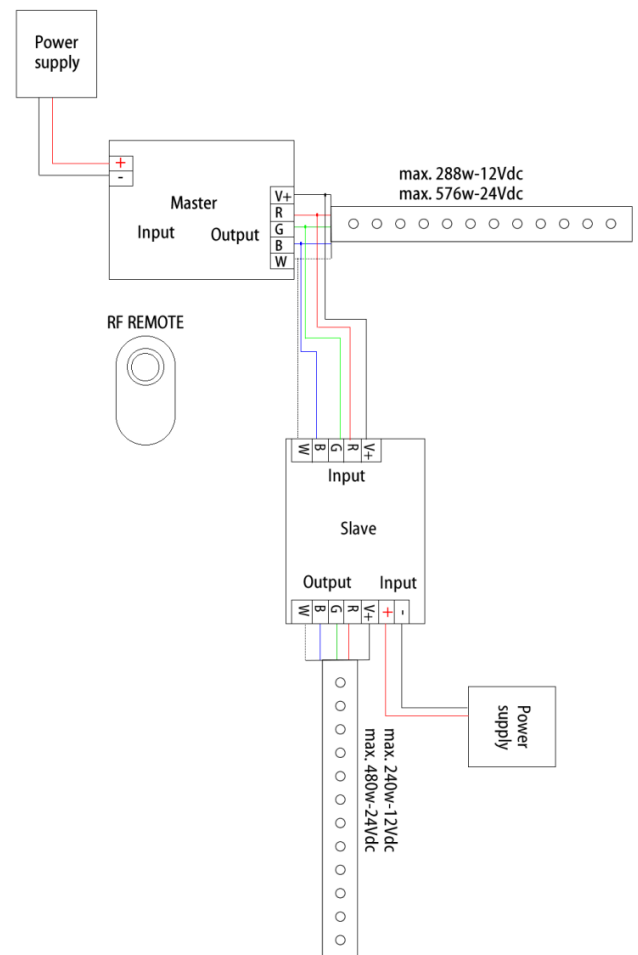
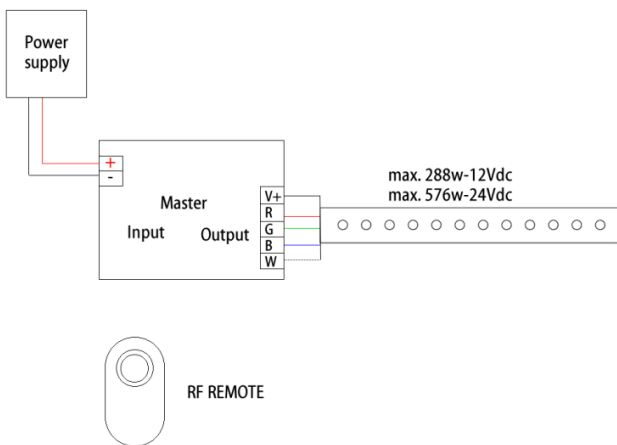
73x77x33

IP20

12Vdc  
24Vdc

Gebruik dit schema als het totale vermogen max. 288w-12Vdc of 576w-24Vdc is.  
Utilisez ce schéma si la puissance totale ne dépasse 288w-12Vdc ou 576w-24Vdc.  
Use this scheme if the maximum power dissipation 288w-12Vdc or 576w-24Vdc is.

Gebruik dit schema als het totale vermogen meer is dan 288w-12Vdc of 576w-24Vdc.  
Utilisez ce schéma si la puissance totale dépasse 288w-12Vdc ou 576w-24Vdc.  
Use this scheme if the maximum power dissipation is more than 288w-12Vdc or 576w-24Vdc.






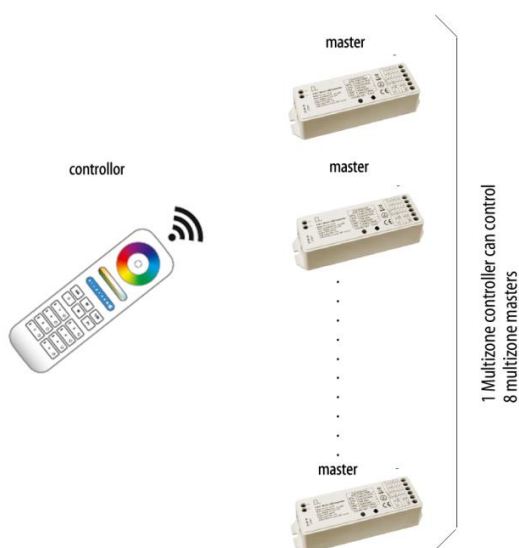
# Multi zone controller

De multi zone master is ontworpen om LED-modules tot max. 360w via een 8-zone radiografische afstandsbediening te bedienen. Deze afstandsbediening kan maximaal acht verschillende zones beheren met een willekeurig aantal LED-controllers, afzonderlijk of samen. De LED-controller is opgevat als een 5-in-1-apparaat en kan met één druk op de knop de functies "Dimmer", "Kleurtemperatuur", "RGB", "RGBW" of "RGB + Kleurtemperatuur" uitvoeren. Op deze manier kunnen verschillende armaturen worden beheerd via één enkele afstandsbediening. Er zijn ook verschillende processen / programma's beschikbaar die automatisch worden gesynchroniseerd tussen de controllers (autosynchronisatie).

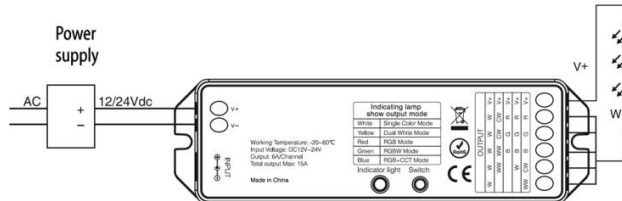
Le maître multi zone est conçu pour contrôler les modules LED jusqu'à max. 360w via une télécommande radio 8 zones. Cette télécommande est capable de gérer jusqu'à huit zones différentes avec n'importe quel nombre de contrôleurs LED, séparément ou ensemble. Le contrôleur LED est conçu comme un appareil 5-en-1 et, au toucher d'un bouton, peut effectuer les fonctions de "Dimmer", "Température de couleur", "RGB", "RGBW" ou "RGB + Température de couleur" (RGB + CCT). De cette manière, plusieurs luminaires peuvent être gérés via une seule télécommande. De plus, différents processus / programmes sont automatiquement synchronisés entre les contrôleurs (auto-synchronisation). Les télécommandes sont automatiquement transmises dans le cadre de la transmission mutuelle, de sorte que la transmission peut être couverte (fonction d'auto-transmission).

The Multi zone master is designed to control LED modules up to max. 360w via an 8-zone radio remote control. This remote control is able to manage up to eight different zones with any number of LED controllers, either separately or together. The LED controller is conceived as a 5-in-1 device and, at the touch of a button, can perform the functions of "Dimmer", "Colour Temperature", "RGB", "RGBW" or "RGB+Colour Temperature" (RGB+CCT). In this way, several luminaires can be managed via a single remote control unit. Also, a variety of different processes/programmes are available that are automatically synchronised between the controllers (auto-synchronisation). The commands issued by the remote unit are automatically transferred from device to device within mutual range so that even large transmission ranges can be covered (auto-transmitting function).

	Artikel Article	Omschrijving Description	Afmetingen Dimensions	IP	Vin
	9 313 01	Multi zone controller	83x79x33	IP20	12Vdc 24Vdc
	9 313 02	Multi zone master	124x38x23	IP20	12Vdc 24Vdc
	9 311 02	Multi zone slave	73x77x33	IP20	12Vdc 24Vdc



### Installatie / Installation master:



De multizone master kan gebruikt worden voor het aansturen van monocolour, rgb en rgbw ledstrips.  
Max. output per kanaal: 6A  
Max. output per master: 15A

Le contrôleur 'master' peut être utilisé pour contrôler des leds monocolour, rgb et rgbw.  
Max. output / channel: 6A  
Max. output / master: 15A


The multizone master can be used to control monocolour, rgb and rgbw led strips.  
Max. output / channel: 6A  
Max. output / master: 15A




# Printplaten

Circuits imprimés

PCB's


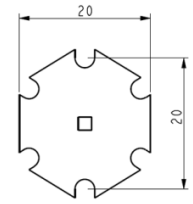




### Starled

350-700mA	1 Led	1,2-2,4w	CE		IP20		Incl 1x <b>CREE</b> XP-E led
-----------	-------	----------	----	--	------	--	------------------------------


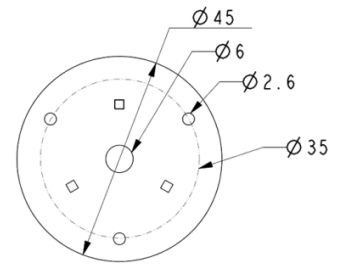
10 001 01 nw	4000K	120-200lm
10 001 01 w	6000K	140-230lm
10 001 01 ww	2700K	87-148lm
10 001 01 xw	3000K	110-195lm



### Circle led 1

350-700mA	3 Led	3,6-7,2w	CE		IP20		Incl 3x <b>CREE</b> XP-E led
-----------	-------	----------	----	--	------	--	------------------------------


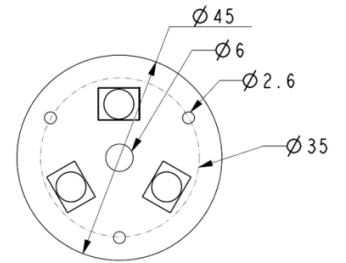
10 002 01 nw	4000K	350-580lm
10 002 01 ww	2700K	281-510lm
10 002 01 xw	3000K	330-560lm



### Circle led 2

350-700mA	3 Led	3,6-7,2w	CE		IP20		Incl 3x <b>CREE</b> XR-E led
-----------	-------	----------	----	--	------	--	------------------------------

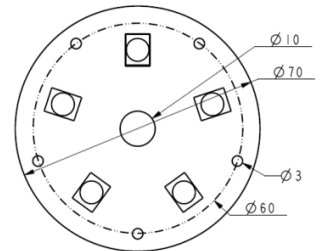
10 002 02 w	5500K	280-420lm
-------------	-------	-----------



### Circle led 3

350-700mA	5 Led	6-12w	CE		IP20		Incl 5x <b>CREE</b> XR-E led
-----------	-------	-------	----	--	------	--	------------------------------

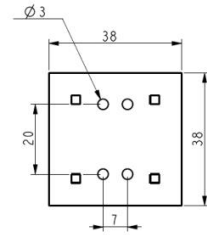
10 003 01 nw	3500K	433-650lm
10 003 01 w	5500K	466-700lm





### Square led 1

350-700mA	4 Led	4,8-9,6w	CE		IP20		Incl 4x <b>CREE</b> XP-E led
-----------	-------	----------	----	--	------	--	------------------------------

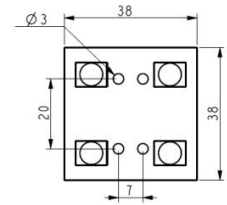


10 004 01 nw	3500K	400-680lm
10 004 01 ww	2700K	348-591lm



### Square led 2

350-700mA	4 Led	4,8-9,6w	CE		IP20		Incl 4x <b>CREE</b> XR-E led
-----------	-------	----------	----	--	------	--	------------------------------

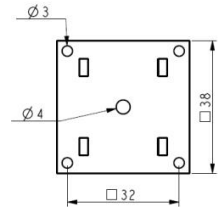


10 004 02 w	5500K	373-560lm
-------------	-------	-----------

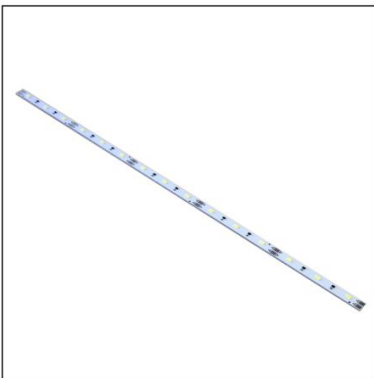


### Square led 3

24Vdc	4 Led	2w	CE		IP20		Incl 4x <b>OSRAM</b> led
-------	-------	----	----	--	------	--	--------------------------

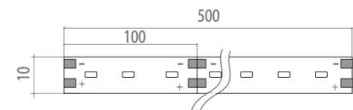


10 005 01 ww	2700K	140lm
--------------	-------	-------



### Strip led 1

12Vdc	15 Led	7,5w	CE		IP20		Incl 15x <b>OSRAM</b> led
-------	--------	------	----	--	------	--	---------------------------



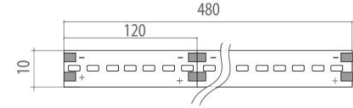
10 006 01 nw	4000K	540lm
10 006 01 w	5500K	600lm
10 006 01 ww	3000K	500lm



### Strip led 2

24Vdc	28 Led	11w	CE		IP20		Incl 28x <b>OSRAM</b> led
-------	--------	-----	----	--	------	--	---------------------------

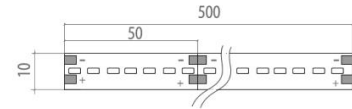
10 007 01 nw	4000K	1175lm
10 007 01 w	5000K	1200lm
10 007 01 ww	3000K	1050lm



### Strip led 3


24Vdc	70 Led	11w	CE		IP20		Incl 70 x <b>EVERLIGHT</b> led
-------	--------	-----	----	--	------	--	--------------------------------

10 008 01 nw	4000K	1150lm
10 008 01 ww	3000K	1100lm



### Lens cree XR-E led

10 100 01	20°
10 100 02	40°



### Lens cree XP-E led

10 101 01	20°
10 101 02	40°





Luminar bv | Roeselaarsestraat 668 | 8870 Izegem  
t. +32 51 20 40 35 | info@luminar.be

Nothing in this catalogue may be reproduced in any form, without permission in writing from luminar bv.